

SIGNS AND SAFETY SOLUTIONS



PAGE 151



PAGE 183



PAGE 131



PAGE 53



**spectrum
industrial**

A trading division of Centurion Europe Ltd



With over 20 years of experience, Spectrum Industrial is a leading supplier of signage and safety products based in Doncaster. We pride ourselves on supplying only high quality products to our vast network of distributors, worldwide.



We aim to dispatch all in stock orders the very same day.

Depending on the size and value of the order, we will dispatch using a next-day courier service or by registered post.

Carriage Charges:

Orders over £50	Free of Charge
Orders under £50	£5.00
Timed deliveries	On Request

For deliveries outside mainland UK please contact the sales office.

Call: 01302 800 273 Fax: 01302 390 004

Email: sales@spectrum-industrial.co.uk



Payment Options

- To open an account please contact our sales team. Our standard account terms are 30 days end of month and are subject to standard credit checks.
- Cheques should be made payable to Centurion Europe Ltd.
- We also accept the following payment methods:



“Since adding Spectrum safety products to our range we have been able to provide customers with an extended range which has had a positive impact on revenue for our business.”

Keith Fisher, Product Manager **Beaumanor Fluid Power Products**

Why become a Distributor?

Our products are backed by a marketing program covering all aspects of PR, advertising, trade exhibitions, direct mail and online marketing. All aimed at raising the awareness of tradespeople and safety professionals.

We Offer:

- Excellent distributor margins
- Extensive range of products
- Site Survey support from our in-house safety experts
- Marketing and training support
- POS and Merchandising support
- Delivery direct to your customer
- A trusted and recognisable brand

Through our approved network of distributors we supply organisations large and small including:



Mobile Training Unit

Manned and supported by the Spectrum team, our Mobile Training and Exhibition Unit is available for use nationwide. Designed to reach out to every type of customer the unit is ideal for staff training, events, exhibitions and open days.

Operating on a free of charge basis throughout the UK and Ireland our unit gives visitors the opportunity to gather information about the ranges offered by us first hand. Whilst also containing a wide range of demonstration products including Lockout Tagout, Tagging Systems and Safety Signs which provide a hands on approach to product knowledge and training.





Valve Tags

Long lasting engraved Valve Tags, ideal for pipe marking identification.



Lockout Tagout Kits

Easily carry Lockout essentials in a choice of handy kits, ideal for lone workers or teams.



Shadow Boards

Simplifying workplace procedures and processes whilst providing effective workplace organisation.



Recycling Signs

Colour coded signs for the classification of different waste types.

Contents

Introduction	2
Fire Safety and Safe Condition Signs	5
Photoluminescent Signs	11
Fire Extinguisher and Equipment Signs	17
No Smoking and Prohibition Signs	23
Mandatory Signs	31
Hazard Warning Signs	39
Construction Signs	53
Quarry Signs	63
Safety Banners	64
Road and Traffic Signs	65
MOT Signs	79
Mini Signs and Architectural Signs	81
Takyle Braille Signs	89
Photoluminescent Braille Signs	96
Safety Literature and POS	99
Safety Report Books	100
PPE Safety Mirrors	102
Safety Posters	103
HSE Posters	105
Warehouse and Miscellaneous	107
A-Boards	108
Stencils	110
Floor Graphics	114
Magnetic Letters, Numbers, Pockets and Tapes	115
Recycling Signs	117
Tapes and Floor Treads	118
Fixtures and Fittings	121
Pipeline Marking	122
Visual Display and POS	126
Pop Up Banners	129
Shadow Boards	131
Labels	137
Valve Tags	149
Lockout Tagout	151
Padlocks	155
Hasps	158
Valve Lockout	160
Cable Lockout	163
Electrical Lockout	164
Lockboxes	171
Lockout Stations	172
Lockout Kits	176
Lockout Signs	180
Lockout Tagout Tags	182
Tagging Systems	183
Flexible Asset Identification	192
Custom Printed Cable Ties	194

Custom Signs

Our sign manufacturing team have many years of experience designing, producing and installing a fantastic range of signs and stencils worldwide.

From the smallest one-off Vinyl sign to large retail signs and print runs of many thousands, we can be depended upon to provide a fast and efficient service.

We understand that you may have specific requirements for your signs and our team are happy to use your own artwork, or work with you to design a sign that fits with your specifications exactly.

The diversity of our production facilities is second to none, why not give us a call and see how we can help you.

- Safety Signs
- Branded Signs
- Shadow Boards
- Cleaning Stations
- Lockout Stations
- A-Boards
- Product Merchandisers
- Electrical Labels
- Tagging Systems



MATERIAL KEY

SAV	Self Adhesive Vinyl	LAM	Laminated Paper
RPVC	Rigid 1mm PVC Board (Non Adhesive)	PAP	Paper
PVC	Self Adhesive Semi Rigid PVC	PB	1.5mm Polished Brass
PHO	1.3mm Rigid Photoluminescent Board (Self Adhesive)	POL	Polished Gold Effect Laminate (Self Adhesive)
PHS	Flexible Photoluminescent Board	PSS	1.2mm Polished Stainless Steel
STN	Polyester Unprinted Stencil Sheet	PYC	2mm Vandal Resistant Polycarbonate
TAK	Reverse Printed and Moulded Taktyl Sheet	QSN	Q-Sign (Temporary Moulded Plastic Sign)
BAN	Flexible Banner PVC	SAA	Satin Anodised Aluminium
BRG	Brushed Gold Effect Laminate (Self Adhesive)	SAP	Paper (Self Adhesive)
BRS	Brushed Silver Effect Laminate (Self Adhesive)	SSE	Stainless Steel Effect Laminate
CHR	Polished Chrome Effect (Self Adhesive)	SSS	1.2mm Satin Stainless Steel
CLG	Window Cling Vinyl	TAKPh	Taktyl Photoluminescent
CRU	Classic Roll-up Sign	TAKVI	Taktyl Vinyl
CRX	Lightweight Corrugated Plastic	TRU	Triflex Roll-up Sign
DIB	Dibond Aluminium Composite	ZFM	Zintec (in a mild Steel frame)
FLR(Ph)	Anti-Slip Laminated Floor Sign (Photoluminescent)	ZIN	Zintec (without frame)
FMX	3mm Foamex Board ('Foamed' PVC)		


3 Easy Steps To Order

Underneath each sign image there is a set of details which refers to the product above. Each line refers to one version of the product. In some cases, there may be multiple versions of the item available - in these instances each line will refer to a separate product.

For non sign products the order code is clearly marked next to the item.

For example below, code 0550 would be a No Smoking sign, 200 x 300mm in size and manufactured from our self adhesive semi-rigid PVC material (as shown on **page 24**). If you cannot find the exact design, size or material you require please contact our sales team who are always happy to help.

1



D	100 x 150	SAV	0569
*	100 x 150	CLG	0570
P	200 x 300	PVC	0550
U	400 x 600	PVC	4050


Available sizes

Find the sign you require. Use the contents and index pages to help.

Choose the size from the list beneath the sign image, as shown in the blue text.

Note: This is always width x height.

2




D	100 x 150	SAV	0569
*	100 x 150	CLG	0570
P	200 x 300	PVC	0550
U	400 x 600	PVC	4050

Available materials

Choose the material you require from the list below the sign image, as shown in the red text.

The materials are abbreviated, please refer to the material key on **page 2**.

3



D	100 x 150	SAV	0569
*	100 x 150	CLG	0570
P	200 x 300	PVC	0550
U	400 x 600	PVC	4050

Product codes

Make a note of the code number shown in black text to the right of the material reference.

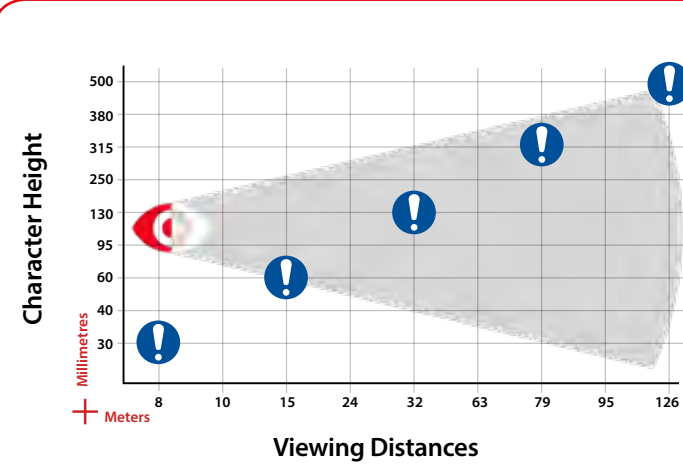
This code is unique to that product and to the size and material.

Please state this when ordering.

Finding A Price

Use the grid on the separate price list to find the size of the sign you have chosen (the size code in the blue box will help speed this up) and cross reference this with the required material column.

Certain sizes (depicted with a * in the blue box) and non-sign products will be listed on a page-by-page basis beneath the grid.



Distance	Examples of Use
17m	Small offices, small shops and factories.
22m	Large offices, large factories, warehouses and shopping centres.
30m	Large warehouses, distribution centres and exhibition halls.

VIEWING DISTANCES

These are suggested maximum viewing distances in the latest simplified draft format. This is intended as a guide only and other factors may need to be considered. Contact our sales office for further assistance.



No mobile phones
Offenders can face 6 points, a £200 fine
and possible driving ban

**View our full range of
Prohibition signs from page 23.**

Fire Safety and Safe Condition

Fire Exit and Evacuation Signs	6
Safety Instruction Signs	7
Refuge Fire Exit Signs	7
Double Sided Hanging Signs	7
Fire Assembly Signs	8
Push Bar To Open	9
Pull To Open	9
Emergency Stop	9
Slide To Open	9
First Aid and Treatment	10
Eye Wash Station	10

Fire Safety and Safe Condition

Fire Exit and Evacuation



P 300 x 200 PVC 1507



P 300 x 200 PVC 1503
P 300 x 200 RPVC 13967
U 600 x 400 PVC 4203



P 300 x 200 PVC 1506
P 300 x 200 RPVC 13968
U 600 x 400 PVC 4201



P 300 x 200 PVC 1504
P 300 x 200 RPVC 13966
U 600 x 400 PVC 4200



P 300 x 200 PVC 1505
P 300 x 200 RPVC 13965
U 600 x 400 PVC 4202



P 300 x 200 PVC 1508



P 300 x 200 PVC 1502



P 300 x 100 PVC 1512



P 300 x 100 PVC 1509



P 300 x 100 PVC 1510



P 300 x 100 PVC 1511



P 300 x 100 PVC 1520



P 300 x 100 PVC 1517



P 300 x 100 PVC 1519



P 300 x 100 PVC 1518



N 300 x 100 SAV 12579
T 400 x 150 SAV 12096
T 400 x 150 RPVC 12097
T 400 x 150 PVC 1683
X 600 x 200 SAV 12098
X 600 x 200 RPVC 12099



N 300 x 100 SAV 12578
T 400 x 150 SAV 12104
T 400 x 150 RPVC 12105
T 400 x 150 PVC 1684
X 600 x 200 SAV 12106
X 600 x 200 RPVC 12107



N 300 x 100 SAV 12576
T 400 x 150 SAV 12092
T 400 x 150 RPVC 12093
T 400 x 150 PVC 1685
X 600 x 200 SAV 12094
X 600 x 200 RPVC 12095



N 300 x 100 SAV 12577
T 400 x 150 SAV 12000
T 400 x 150 RPVC 12001
T 400 x 150 PVC 1686
X 600 x 200 SAV 12002
X 600 x 200 RPVC 12003



O 300 x 150 SAV 14009
O 300 x 150 RPVC 14010
O 300 x 150 PVC 1691
* 400 x 200 SAV 14011
* 400 x 200 RPVC 14012



T 400 x 150 SAV 12108
T 400 x 150 RPVC 12109
T 400 x 150 PVC 1687
X 600 x 200 SAV 12110
X 600 x 200 RPVC 12111



T 400 x 150 SAV 12004
T 400 x 150 RPVC 12005
T 400 x 150 PVC 1688
X 600 x 200 SAV 12006
X 600 x 200 RPVC 12007



T 400 x 150 SAV 12008
T 400 x 150 RPVC 12009
T 400 x 150 PVC 1689
X 600 x 200 SAV 12010
X 600 x 200 RPVC 12011



T 400 x 150 SAV 12100
T 400 x 150 RPVC 12101
T 400 x 150 PVC 1690
X 600 x 200 SAV 12102
X 600 x 200 RPVC 12103



N 300 x 100 SAV 12581
O 300 x 150 SAV 12128
O 300 x 150 RPVC 12129
O 300 x 150 PVC 1692
* 400 x 200 SAV 12130
* 400 x 200 RPVC 12131
X 600 x 200 RPVC 12580



* 125 x 125 SAV 12024
* 125 x 125 RPVC 12025
H 150 x 150 SAV 12026
H 150 x 150 RPVC 12027
H 150 x 150 PVC 1882
* 200 x 200 SAV 13880
* 200 x 200 RPVC 13881



* 125 x 125 SAV 13346
* 125 x 125 RPVC 13347
H 150 x 150 SAV 13348
H 150 x 150 RPVC 13349
H 150 x 150 PVC 1883
* 200 x 200 SAV 13350
* 200 x 200 RPVC 13351



H 150 x 150 SAV 12012
H 150 x 150 RPVC 12013
* 200 x 200 SAV 12014
* 200 x 200 RPVC 12015



H 150 x 150 SAV 12016
H 150 x 150 RPVC 12017
* 200 x 200 SAV 12018
* 200 x 200 RPVC 12019



H 150 x 150 PVC 1884
* 200 x 200 SAV 14015
* 200 x 200 RPVC 14016

Safety Instruction



P 300 x 200 PVC 1513



P 300 x 200 PVC 1514



P 300 x 200 PVC 1540
 ✳ 450 x 200 SAV 12132
 ✳ 450 x 200 RPVC 12133
 ✳ 600 x 200 SAV 12134
 ✳ 600 x 200 RPVC 12135



P 300 x 200 PVC 1516



P 200 x 300 PVC 1500



P 200 x 300 PVC 1501



P 150 x 200 PVC 1498



P 150 x 200 PVC 1499



P 300 x 200 PVC 1530
 U 600 x 400 PVC 4206



P 300 x 200 PVC 1531
 U 600 x 400 PVC 4207



✳ 750 x 150 SAV 12022
 ✳ 750 x 150 RPVC 12023



P 300 x 200 PVC 1528
 U 600 x 400 PVC 4204



P 300 x 200 PVC 1529
 U 600 x 400 PVC 4205



P 300 x 200 PVC 1521



P 300 x 200 PVC 1515
 U 600 x 400 PVC 4208



✳ 750 x 150 SAV 12020
 ✳ 750 x 150 RPVC 12021



L 200 x 50 PVC 5200



L 200 x 50 PVC 5201



L 200 x 50 PVC 5202



L 200 x 50 PVC 5203



L 200 x 50 PVC 5204



L 200 x 50 PVC 5205



L 200 x 50 PVC 5206



N 300 x 100 SAV 14763
 N 300 x 100 RPVC 14764



N 300 x 100 SAV 14404
 N 300 x 100 RPVC 14405



Refuge Fire Exit



W 450 x 150 PVC 1828



W 450 x 150 PVC 1829



W 450 x 150 PVC 1830



W 450 x 150 PVC 1831



W 450 x 150 PVC 1832



W 450 x 150 PVC 1833



W 450 x 150 PVC 1834



W 450 x 150 PVC 1835

Double Sided Hanging Signs

Manufactured from 3mm Foamex Board and printed on both sides, these signs are designed to be hung from the ceiling and provide emergency exit information. Ideal for corridors, they come pre-drilled with holes in the top corners for use in conjunction with our hanging kits.

Fixings and Hanging Kits

For our range of sign fixings and hanging kits see [page 121](#).



✳ 450 x 150 FMX 14790



✳ 450 x 150 FMX 14791



✳ 450 x 150 FMX 14792



✳ 450 x 150 FMX 14793



✳ 450 x 150 FMX 14794

Fire Safety and Safe Condition

Fire Assembly



P 200 x 300 PVC 1541



P 200 x 300 PVC 1535



P 300 x 200 PVC 1537



P 300 x 200 PVC 1527




P 300 x 200 SAV 12028
 P 300 x 200 RPVC 12029
 P 300 x 200 PVC 3550
 * 300 x 200 DIB 14013
 U 600 x 400 SAV 12030
 U 600 x 400 RPVC 12031
 * 600 x 450 DIB 14014



P 200 x 300 PVC 1539
 P 200 x 300 RPVC 14852



P 200 x 300 PVC 1526
 P 200 x 300 RPVC 14274
 P 200 x 300 SAV 14275



P 200 x 300 RPVC 14852



N 300 x 100 SAV 12394
 X 600 x 200 RPVC 12393



N 300 x 100 SAV 14402
 N 300 x 100 RPVC 14403



N 300 x 100 SAV 12583
 X 600 x 200 RPVC 12582



P 200 x 300 PVC 1484



P 200 x 300 PVC 1485



P 200 x 300 PVC 1486



P 200 x 300 PVC 1487



N 300 x 100 SAV 12138
 N 300 x 100 RPVC 12139
 * 600 x 100 SAV 12140
 * 600 x 100 RPVC 12141
 * 600 x 100 PVC 1534



P 300 x 200 PVC 1523



O 300 x 150 SAV 12136
 O 300 x 150 RPVC 12137




L 200 x 50 PVC 5207



P 200 x 300 PVC 1480



P 200 x 300 PVC 1481



P 200 x 300 PVC 1482



P 200 x 300 PVC 1483



P 300 x 200 SAV 12052
 P 300 x 200 RPVC 12062
 U 600 x 400 SAV 12072
 U 600 x 400 RPVC 12082



P 300 x 200 SAV 12053
 P 300 x 200 RPVC 12063
 U 600 x 400 SAV 12073
 U 600 x 400 RPVC 12083



P 300 x 200 SAV 12054
 P 300 x 200 RPVC 12064
 U 600 x 400 SAV 12074
 U 600 x 400 RPVC 12084



P 300 x 200 SAV 12055
 P 300 x 200 RPVC 12065
 U 600 x 400 SAV 12075
 U 600 x 400 RPVC 12085



P 300 x 200 SAV 12056
 P 300 x 200 RPVC 12066
 U 600 x 400 SAV 12076
 U 600 x 400 RPVC 12086



P 300 x 200 SAV 12057
 P 300 x 200 RPVC 12067
 U 600 x 400 SAV 12077
 U 600 x 400 RPVC 12087



P 300 x 200 SAV 12058
 P 300 x 200 RPVC 12068
 U 600 x 400 SAV 12078
 U 600 x 400 RPVC 12088



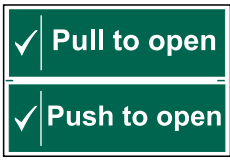
P 300 x 200 SAV 12059
 P 300 x 200 RPVC 12069
 U 600 x 400 SAV 12079
 U 600 x 400 RPVC 12089



P 300 x 200 SAV 12060
 P 300 x 200 RPVC 12070
 U 600 x 400 SAV 12080
 U 600 x 400 RPVC 12090



P 300 x 200 SAV 12061
 P 300 x 200 RPVC 12071
 U 600 x 400 SAV 12081
 U 600 x 400 RPVC 12091




P 300 x 100 PVC 1524



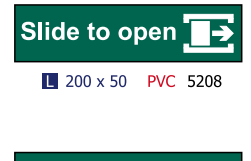
P 300 x 100 PVC 1543



P 300 x 100 PVC 1525



P 300 x 100 PVC 1522



L 200 x 50 PVC 5208



L 200 x 50 PVC 5209



P 100 x 150 PVC 1532



D 100 x 150 SAV 12034
D 100 x 150 RPVC 12035



D 100 x 150 SAV 12036
D 100 x 150 RPVC 12037



N 300 x 100 SAV 13354
N 300 x 100 RPVC 13355




A 300 x 75 SAV 12144
A 300 x 75 RPVC 12145




N 300 x 100 SAV 13352
N 300 x 100 RPVC 13353



A 300 x 75 SAV 12142
A 300 x 75 RPVC 12143



P 100 x 150 PVC 1533



P 100 x 150 PVC 1538



P 200 x 300 PVC 1536



N 300 x 100 SAV 12038
N 300 x 100 RPVC 12039



200 x 50 PVC 5210



L 200 x 50 PVC 5215



D 100 x 150 SAV 12032
D 100 x 150 RPVC 12033



D 100 x 150 SAV 14795
D 100 x 150 RPVC 14796



* 75 x 150 SAV 14319
* 75 x 150 RPVC 14320



* 75 x 150 SAV 14317
* 75 x 150 RPVC 14318



P 200 x 300 SAV 12048
P 200 x 300 RPVC 12049
P 200 x 300 PVC 1542



L 200 x 50 PVC 5213



L 200 x 50 PVC 5211

The nerdy bit



Before 2013 the traditional emergency sign used above doorways to identify the escape route, pictured a DOWN arrow. Under BS EN ISO 7010 the **DOWN arrow should be used to identify a change of level going down.**



Following the introduction of BS EN ISO 7010 the directional arrow above a **corridor doorway or exit door, should be the UP arrow.** This is to inform the occupants that they need to carry straight on or exit through here.



Fire Safety and Safe Condition

First Aid and Treatment



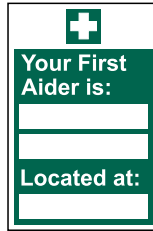
P 200 x 300 PVC 1550



P 200 x 300 SAV 12042
P 200 x 300 RPVC 12043



P 200 x 300 SAV 12046
P 200 x 300 RPVC 12047



P 200 x 300 SAV 12044
P 200 x 300 RPVC 12045



P 300 x 200 PVC 1551




P 300 x 200 PVC 1552



P 200 x 300 SAV 13983
P 200 x 300 RPVC 13984
P 200 x 300 PVC 1554



P 200 x 300 PVC 1555
P 200 x 300 SAV 13358
P 200 x 300 RPVC 13359



P 200 x 300 SAV 14331
P 200 x 300 RPVC 14332



P 200 x 300 SAV 14324
P 200 x 300 RPVC 14325
P 200 x 300 PVC 0166



P 300 x 100 PVC 1553



P 300 x 200 PVC 1557



N 300 x 100 SAV 12040
N 300 x 100 RPVC 12041



N 300 x 100 SAV 12392
X 600 x 200 RPVC 12391



L 200 x 50 PVC 5212



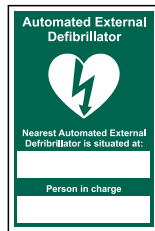
N 300 x 100 SAV 12050
N 300 x 100 RPVC 12051
X 600 x 200 RPVC 12388




P 200 x 300 SAV 12390



P 200 x 300 SAV 14321
P 200 x 300 RPVC 14322
P 200 x 300 PVC 14323



P 200 x 300 SAV 14650
P 200 x 300 RPVC 14651



P 200 x 300 SAV 14648
P 200 x 300 RPVC 14649



P 200 x 300 SAV 14329
P 200 x 300 RPVC 14330



* 50 x 50 SAV 12366
C 100 x 100 SAV 14327
C 100 x 100 RPVC 14328

HOW TO TREAT AN ELECTRIC SHOCK CASUALTY
IMPORTANT - PLEASE READ

IMMEDIATE ACTION

Do not touch the casualty with your bare hands. Switch off the electric current - remove the plug or switch control with the current. Attend to unconscious casualties first.

CALL 999 immediately and ask for an ambulance

1 Assessment

Remove the victim. Check that always stay breathing.

2 Open Airways - if the casualty is NOT breathing. Open the airway by tilting the head back and lifting the chin. Check for weak breathing. If weak, give 2 breaths. Breathe for 10 seconds. If no sign of life, give 2 more breaths.

3 Check for Breathing - Assess breathing no more than 10 seconds.

4 Casually breathing is NOT covered by unconscious - Not Breathing (flow it)

5 Unconscious - NOT Breathing

Remove the airway device. If the casualty has been bitten:

Do not touch the casualty with your bare hands. Do not touch the casualty with your bare hands. Do not touch the casualty with your bare hands. Do not touch the casualty with your bare hands.

6 Unconscious - Breathing

If the casualty is breathing normally, turn into the recovery position. Check for a pulse. If the heart stops, start CPR. Do not touch the casualty with your bare hands. Do not touch the casualty with your bare hands. Do not touch the casualty with your bare hands.

CONTINUE THIS ACTION UNTIL HELP ARRIVES

Watch for a release - the heart may stop beating again. Cover the casualty with a blanket and keep comfortable.

U 400 x 600 PVC 4240

Eyewash Stations and Products

An essential first aid item in any environment where there is a potential risk of injury to the eye whether it be from dust particles, chemical splashes or debris.



Description	Code
Eyewash Kit	14341
500ml Eyewash Bottle for Kit	14342
HypaClens Pod Station with Mirror (25 Pods 20ml included)	14343
Eyewash Pods 20ml (Pack of 25)	14344

Photoluminescent Signs

Fire Exit and Evacuation Signs	12
Safe Condition Signs	13
Tapes and Floor Markings	13
Mandatory Signs	14
Safety Light Sticks	14
Fire Safe Condition	14
IMO (International Maritime Organisation) Signs	16

Photoluminescent

In the event of a fire or emergency, the visibility of standard emergency signs can often be impaired by poor lighting, smoke or even lack of power. In these cases our Photoluminescent signs can provide an effective solution.

- High intensity flexible Vinyl or 1.3mm rigid material options.
- P.S.P.A Class B material - brighter compared to the standard Class A product usually used in safety signs.
- Tested to DIN 67510 Part 1 - 4 for afterglow performance which exceeds international standard for flammability, smoke and toxicity.
- Once fully charged will glow for over 10 hours.
- Visible even in complete darkness.
- UV resistant - suitable for internal and external use.
- Factory applied self adhesive backing.

The location of Photoluminescent signs should be considered in order to select the correct material. PHO signs are rigid whilst PHS provides a flexible alternative.

IN LIGHT



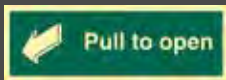
IN DARKNESS



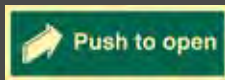
Fire Exit and Evacuation

				
* 400 x 150mm PHS 17080 T 400 x 150mm PHO 12413	* 400 x 150mm PHS 17082 T 400 x 150mm PHO 12411	* 400 x 150mm PHS 17084 T 400 x 150mm PHO 12414	* 400 x 150mm PHS 17086 T 400 x 150mm PHO 12410	* 150 x 150mm PHS 17021 H 150 x 150mm PHO 1983
				
* 400 x 150mm PHS 17081 T 400 x 150mm PHO 13368	* 400 x 150mm PHS 17083 T 400 x 150mm PHO 12415	* 400 x 150mm PHS 17085 T 400 x 150mm PHO 12412	* 400 x 150mm PHS 17087 T 400 x 150mm PHO 13367	* 150 x 150mm PHS 17020 H 150 x 150mm PHO 1982
				
* 300 x 200mm PHO 1580 P 300 x 200mm PHS 17088	* 300 x 200mm PHS 17089 P 300 x 200mm PHO 1581	* 300 x 200mm PHS 17090 P 300 x 200mm PHO 1583	* 300 x 200mm PHS 17091 P 300 x 200mm PHO 1582	* 150 x 150mm PHS 17040 H 150 x 150mm PHO 12433
				
* 300 x 150mm PHS 17093 O 300 x 150mm PHO 12419	* 300 x 150mm PHS 17094 O 300 x 150mm PHO 12416 * 400 x 125mm PHS 17095 S 400 x 125mm PHO 12417 * 600 x 150mm PHS 17096 * 600 x 150mm PHO 12418	* 300 x 200mm PHS 17097 P 300 x 200mm PHO 0203	* 300 x 200mm PHS 17092 P 300 x 200mm PHO 0204	* 150 x 150mm PHS 17041 H 150 x 150mm PHO 12432
				
* 450 x 150mm PHS 17099 W 450 x 150mm PHO 1928	* 450 x 150mm PHS 17100 W 450 x 150mm PHO 1931	* 450 x 150mm PHS 17101 W 450 x 150mm PHO 1929	* 450 x 150mm PHS 17102 W 450 x 150mm PHO 1930	* 150 x 150mm PHS 17098 H 150 x 150mm PHO 1984
				
* 450 x 150mm PHS 17103 W 450 x 150mm PHO 1932	* 450 x 150mm PHS 17104 W 450 x 150mm PHO 1935	* 450 x 150mm PHS 17105 W 450 x 150mm PHO 1933	* 450 x 150mm PHS 17106 W 450 x 150mm PHO 1934	

Safe Condition



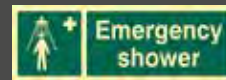
300 x 100mm PHS 17107
300 x 100mm PHO 12429



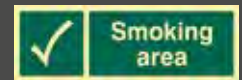
300 x 100mm PHS 17108
300 x 100mm PHO 12428



300 x 100mm PHS 17109
300 x 100mm PHO 12425



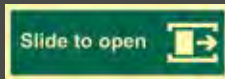
300 x 100mm PHS 17110
300 x 100mm PHO 12423



300 x 100mm PHS 17111
300 x 100mm PHO 12427



300 x 100mm PHS 17112
300 x 100mm PHO 13380



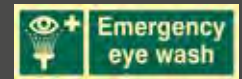
300 x 100mm PHS 17113
300 x 100mm PHO 13378



300 x 100mm PHS 17114
300 x 100mm PHO 12424



300 x 100mm PHS 17115
300 x 100mm PHO 12421



300 x 100mm PHS 17116
300 x 100mm PHO 12426



100 x 150mm PHS 17117
100 x 150mm PHO 1589



100 x 150mm PHS 17118
100 x 150mm PHO 17119



200 x 300mm PHS 17120
200 x 300mm PHO 1594



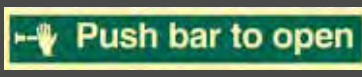
200 x 300mm PHS 17121
200 x 300mm PHO 1586



300 x 200mm PHS 17122
300 x 200mm PHO 1584



400 x 150mm PHS 17123
400 x 150mm PHO 12420



300 x 100mm PHS 17124
300 x 100mm PHO 12422
450 x 75mm PHS 17125
450 x 75mm PHO 1587
450 x 100mm PHS 17126
450 x 100mm PHO 1585



300 x 100mm PHS 17127
300 x 100mm PHO 13379

Tape and Floor Markings

Our photoluminescent tape is ideal for creating clear, easy to use way finding systems. Exceeds PSPA Class B for longevity and brightness.



20mm x 10m PHO 13015
40mm x 10m PHO 13016
80mm x 10m PHO 13777



40mm x 10m (R) PHO 13017
40mm x 10m (L) PHO 13018
80mm x 10m (R) PHO 13651
80mm x 10m (L) PHO 13652




40mm x 10m PHO 13019
80mm x 10m PHO 13653



40mm x 10m PHO 13020
80mm x 10m PHO 13654



40mm x 10m PHO 13382
80mm x 10m PHO 13655



Please see page 118 for our range of Photoluminescent floor tape, arrows, dots and footprints.



Photoluminescent

Mandatory



* 100 x 100 PHS 17128
C 100 x 100 PHO 17129



* 100 x 100 PHS 17130
C 100 x 100 PHO 0220



* 100 x 100 PHS 17131
C 100 x 100 PHO 17132



* 100 x 100 PHS 17133
C 100 x 100 PHO 17134




* 100 x 100 PHS 17135
C 100 x 100 PHO 17136



* 100 x 100 PHS 17137
C 100 x 100 PHO 17138

Safety Light Sticks



Glows for 12 hours +

CE & En71 UN approved


* Green Light Stick 13854
* Orange Light Stick 13855
* Yellow Light Stick 13856
* Box of 50 (Mixed colours) 20112



* 200 x 300 PHS 17139
P 200 x 300 PHO 12437



* 200 x 300 PHS 17140
P 200 x 300 PHO 0202



* 200 x 300 PHS 17141
P 200 x 300 PHO 12434



* 200 x 300 PHS 17142
P 200 x 300 PHO 12436



* 200 x 300 PHS 17143
P 200 x 300 PHO 1588



* 200 x 300 PHS 17144
P 200 x 300 PHO 0200



* 200 x 300 PHS 17145
P 200 x 300 PHO 0201



Fire Safe Condition



* 200 x 300 PHS 17146
P 200 x 300 PHO 1571



* 200 x 300 PHS 17147
P 200 x 300 PHO 12441



* 200 x 300 PHS 17148
P 200 x 300 PHO 1572



* 200 x 300 PHS 17149
P 200 x 300 PHO 12438



* 200 x 300 PHS 17150
P 200 x 300 PHO 12443



* 200 x 300 PHO 12452
* 400 x 600 PHO 12453



* 200 x 300 PHS 17153
P 200 x 300 PHO 1570



* 300 x 100 PHS 17154
N 300 x 100 PHO 12442



* 300 x 100 PHS 17155
N 300 x 100 PHO 12440



* 100 x 100 PHS 17156
C 100 x 100 PHO 1577



* 300 x 100 PHS 17157
N 300 x 100 PHO 12439



* 300 x 100 PHS 17158
N 300 x 100 PHO 12444

Fire Safe Condition



* 82 x 202 PHS 17159
B 82 x 202 PHO 12450



* 82 x 202 PHS 17160
B 82 x 202 PHO 12445



* 200 x 300 PHS 17161
P 200 x 300 PHO 1573



* 200 x 300 PHS 17162
P 200 x 300 PHO 1574



* 200 x 300 PHS 17163
P 200 x 300 PHO 1575



* 200 x 300 PHS 17164
P 200 x 300 PHO 1576




* 200 x 300 PHS 17165
P 200 x 300 PHO 1578



* 75 x 200 PHS 17166
* 75 x 200 PHO 1590
* 82 x 202 PHS 17167
B 82 x 202 PHO 12448



* 75 x 200 PHS 17168
* 75 x 200 PHO 1591
* 82 x 202 PHS 17169
B 82 x 202 PHO 12449



* 75 x 200 PHS 17170
* 75 x 200 PHO 1592
* 82 x 202 PHS 17171
B 82 x 202 PHO 12447



* 75 x 200 PHS 17172
* 75 x 200 PHO 1593
* 82 x 202 PHS 17173
B 82 x 202 PHO 12446



* 75 x 200 PHS 17174
* 75 x 200 PHO 1595



* 200 x 150 PHS 17175
* 200 x 150 PHO 17176



* 200 x 150 PHS 17177
* 200 x 150 PHO 17178



* 200 x 150 PHS 17179
* 200 x 150 PHO 17180



* 200 x 150 PHS 17181
* 200 x 150 PHO 17182



* 200 x 150 PHS 17183
* 200 x 150 PHO 17184

Fire Safety Equipment

We have a selection of fire extinguishers, fire blankets and other fire safety equipment on page 19. Remember to comply with fire safety laws and have your fire extinguisher serviced regularly at the manufacturers recommended interval.



International Maritime Organisation Signage

<p>Lifeboat</p>  <p>* 150 x 150 PHS 17000 C 150 x 150 PHO 17001</p>	<p>Liferaft</p>  <p>* 150 x 150 PHS 17002 C 150 x 150 PHO 17003</p>	<p>Lifebuoy</p>  <p>* 150 x 150 PHS 17004 C 150 x 150 PHO 17005</p>	<p>Lifebuoy with Line</p>  <p>* 150 x 150 PHS 17006 C 150 x 150 PHO 17007</p>	<p>Lifebuoy with Light</p>  <p>* 150 x 150 PHS 17008 C 150 x 150 PHO 17009</p>	<p>Lifejacket</p>  <p>* 150 x 150 PHS 17010 C 150 x 150 PHO 17011</p>
<p>Child's Lifejacket</p>  <p>* 150 x 150 PHS 17012 C 150 x 150 PHO 17013</p>	<p>Immersion Suit</p>  <p>* 150 x 150 PHS 17014 C 150 x 150 PHO 17015</p>	<p>Survival Craft Distress Signal</p>  <p>* 150 x 150 PHS 17016 C 150 x 150 PHO 17017</p>	<p>Muster Station</p>  <p>* 150 x 150 PHS 17018 C 150 x 150 PHO 17019</p>	<p>90 deg. Arrow</p>  <p>* 150 x 150 PHS 17020 C 150 x 150 PHO 1982</p>	<p>45 deg. Arrow</p>  <p>* 150 x 150 PHS 17021 C 150 x 150 PHO 1983</p>
<p>Emergency Escape Breathing Device</p>  <p>* 150 x 150 PHS 17022 C 150 x 150 PHO 17023</p>	<p>Emergency Telephone</p>  <p>* 150 x 150 PHS 17024 C 150 x 150 PHO 17025</p>	<p>First Aid</p>  <p>* 150 x 150 PHS 17026 C 150 x 150 PHO 17027</p>	<p>Running Man Left</p>  <p>* 150 x 150 PHS 17040 C 150 x 150 PHO 12433</p>	<p>Running Man Right</p>  <p>* 150 x 150 PHS 17041 C 150 x 150 PHO 12432</p>	<p>Exit</p>  <p>* 150 x 150 PHS 17036 C 150 x 150 PHO 17037</p>
<p>Fire Plan</p>  <p>* 150 x 150 PHS 17185 C 150 x 150 PHO 17186</p>	<p>A Class Fire Door Self Closing</p>  <p>* 150 x 150 PHS 17187 C 150 x 150 PHO 17188</p>	<p>A Class Fire Door</p>  <p>* 150 x 150 PHS 17189 C 150 x 150 PHO 17190</p>	<p>Closing Appliance for Exterior</p>  <p>* 150 x 150 PHS 17191 C 150 x 150 PHO 17192</p>	<p>Fire Station</p>  <p>* 150 x 150 PHS 17193 C 150 x 150 PHO 17194</p>	<p>Locker with Fireman's Outfit</p>  <p>* 150 x 150 PHS 17195 C 150 x 150 PHO 17196</p>
<p>CO2 Battery</p>  <p>* 150 x 150 PHS 17197 C 150 x 150 PHO 17198</p>	<p>Fire Main with Fire Valves</p>  <p>* 150 x 150 PHS 17199 C 150 x 150 PHO 17200</p>	<p>Locker with Breathing Apparatus</p>  <p>* 150 x 150 PHS 17201 C 150 x 150 PHO 17202</p>	<p>Hose Box with Spray Set</p>  <p>* 150 x 150 PHS 17203 C 150 x 150 PHO 17204</p>	<p>Portable Fire Extinguisher</p>  <p>* 150 x 150 PHS 17205 C 150 x 150 PHO 17206</p>	<p>Portable Fire Extinguisher</p>  <p>* 150 x 150 PHS 17207 C 150 x 150 PHO 17208</p>
<p>Portable Fire Extinguisher</p>  <p>* 150 x 150 PHS 17209 C 150 x 150 PHO 17210</p>	<p>Portable Fire Extinguisher</p>  <p>* 150 x 150 PHS 17211 C 150 x 150 PHO 17212</p>	<p>Portable Fire Extinguisher</p>  <p>* 150 x 150 PHS 17213 C 150 x 150 PHO 17214</p>	<p>Portable Fire Extinguisher</p>  <p>* 150 x 150 PHS 17215 C 150 x 150 PHO 17216</p>	<p>Safety Plan</p>  <p>* 150 x 150 PHS 17217 C 150 x 150 PHO 17218</p>	

Fire Extinguishers and Equipment

Fire Extinguisher Signs	18
Armbands and Lanyards	18
Fire Extinguishers	19
Fire Extinguisher Stands	19
Fire Blankets	19
Fire Safety Signs	20
Fire Alarms	20
Fire Alarm Signs	20
Fire Equipment Signs	21
Projection Signs	22

Fire Extinguishers and Equipment


Fire Extinguisher Signs



* 75 x 200 PVC 1370
 B 82 x 202 SAV 12308
 B 82 x 202 RPVC 12309



* 75 x 200 PVC 1372
 B 82 x 202 SAV 12310
 B 82 x 202 RPVC 12311



* 75 x 200 PVC 1371
 B 82 x 202 SAV 12306
 B 82 x 202 RPVC 12307



* 75 x 200 PVC 1373
 B 82 x 202 SAV 12304
 B 82 x 202 RPVC 12305



* 75 x 200 PVC 1374
 B 82 x 202 SAV 12312
 B 82 x 202 RPVC 12313



* 200 x 150 SAV 14345
 * 200 x 150 RPVC 14346



* 200 x 150 SAV 14347
 * 200 x 150 RPVC 14348



* 200 x 150 SAV 14349
 * 200 x 150 RPVC 14350



* 200 x 150 SAV 14351
 * 200 x 150 RPVC 14352




* 200 x 150 SAV 14353
 * 200 x 150 RPVC 14354



P 200 x 300 PVC 1360



P 200 x 300 PVC 1362



P 200 x 300 PVC 1361



P 200 x 300 PVC 1363



P 200 x 300 PVC 1364

WHAT YOU SHOULD KNOW

EN3 FIRE EXTINGUISHER COLOUR CODE

CO₂
 USE ON: Flammable liquids fires, Live electrical equipment
 DO NOT USE ON: Wood, paper and textiles

DRY POWDER
 USE ON: Wood, paper and textiles, Flammable liquids fires, Gaseous fires, Live electrical equipment
 DO NOT USE ON: Flammable metal fires

AFFF FOAM
 USE ON: Wood, paper and textiles, Flammable liquids fires, Gaseous fires
 DO NOT USE ON: Live electrical equipment, Flammable metal fires

WATER
 USE ON: Wood, paper and textiles
 DO NOT USE ON: Gaseous fires, Flammable liquid fires, Flammable gases, Live electrical equipment

* 350 x 200 SAV 12300
 * 350 x 200 RPVC 12301
 * 600 x 370 SAV 12302
 * 600 x 370 RPVC 12303



* 75 x 200 PVC 1376
 B 82 x 202 SAV 12362
 B 82 x 202 RPVC 12363



* 75 x 200 PVC 1375
 B 82 x 202 SAV 12360
 B 82 x 202 RPVC 12361

Armbands and Lanyards



Nylon Armbands

Printed Nylon armbands with velcro fastening.

Description	Code
Fire Marshal	14190
Fire Warden	14191
First Aider	14192



Armbands

Photoluminescent and reflective armband with velcro fastening.

Description	Code
Fire Marshal	14193
Fire Warden	14194
First Aider	14195



Lanyards

Lanyards with hook and safety release clasp.

Description	Code
Fire Marshal	14725
Fire Warden	14726
First Aider	14727

Water Extinguishers

- Corrosion resistant finish.
- Internal Polyethylene lining.
- Squeeze grip operation.
- Approved to BSEN3.
- Supplied with bracket.
- 5 year guarantee.



Description	Code
6 litre Spray Water (13A)	14355
9 litre Jet Water (21A)	14356



Fire Extinguisher Stands

Robust fully moulded design, these stands are manufactured from impact and chemical resistant plastic. Supplied in sections for easy transportation and assembly.

Free-standing design.



Description	Code
Single	14370
Double	14371
Retaining Strap	14372

Dimensions (HxWxD):
 Single: 645 x 290 x 300mm
 Double: 645 x 500 x 300mm
 Extinguisher not included.

CO² Extinguishers

- Aluminium alloy construction.
- Corrosion resistant finish.
- Internal Polyethylene lining.
- Squeeze grip operation.
- Harmless to machinery.
- (2kg) Frost free horn.
- Approved to BSEN3.
- Supplied with bracket.
- 5 year guarantee.



Filled weights: **14357** - 5.5kg **14358** - 12.4kg

Description	Code
2kg CO2 (34B)	14357
5kg CO2 (70B)	14358



Foam Extinguishers

- Spray nozzle.
- Corrosion resistant finish.
- Internal Polyethylene lining.
- Squeeze grip operation.
- Approved to BSEN3.
- Compliant to 35kV Dielectric test.
- Supplied with bracket.
- 5 year guarantee.



Description	Code
2L Foam (8A 55B)	14359
6L Foam (21A 144B)	14360
9L Foam (27A 233B)	14361



Fire Blankets



A durable single-piece moulded design with large labelled area for maximum impact. Kitemark certified to BSEN 1869:1997.

Description	Code
1 x 1m	14373
1.2 x 1.8m	14375

Wet Chemical Extinguishers

- High performance rating including A, C and F fires.
- Corrosion resistant finish.
- Internal Polyethylene lining.
- Squeeze grip operation.
- Approved to BSEN3.
- Compliant to 35kV Dielectric test.
- Supplied with bracket.
- Squeeze grip operation.
- Approved to BSEN3.
- 5 year guarantee.



Description	Code
2L Fixed Nozzle (8A 34B 25F)	14362
6L with Lance (21A 113B 75F)	14363



Powder Extinguishers

- Corrosion resistant finish.
- Squeeze grip operation.
- With brackets (<2kg with transport bracket).
- 5 year guarantee.
- Approved to BSEN3.*



* 600g and 800g exclude BSEN3 clause 6.1 (size requirement).

Description	Code
600g ABC Powder (5A 21B C)	14364
800g ABC Powder (5A 34B C)	14365
1kg ABC Powder (8A 34B)	14366
2kg ABC Powder (13A 89B)	14367
6kg ABC Powder (43A 233B)	14368
9kg ABC Powder (55A 233B)	14369

Fire Extinguishers and Equipment

Fire Safety Signs



P 200 x 300 PVC 1350



P 200 x 300 PVC 1356



P 200 x 300 PVC 1354



P 300 x 100 PVC 1353



P 300 x 100 PVC 1351



P 200 x 300 SAV 12326
P 200 x 300 RPVC 12327
Q 300 x 400 SAV 12328
Q 300 x 400 RPVC 12329



P 200 x 300 PVC 1352



* 200 x 200 SAV 12340
* 200 x 200 RPVC 12341



L 200 x 50 PVC 5150



N 300 x 100 SAV 12314
N 300 x 100 RPVC 12315
W 450 x 150 SAV 12316
W 450 x 150 RPVC 12317



P 300 x 100 PVC 1355



* 250 x 150 SAV 12358
* 250 x 150 RPVC 12359



P 300 x 100 PVC 1357

Fire Alarms

Battery operated site alarms with a loud 110db siren and a strobe function for noisy environments. Easily linkable with up to 5 other units, they are available in 'Call Point' and 'Push On / Twist Off' options.



Dimensions (HxWxD):
305 x 191 x 65mm

Uses PP3 batteries
(replaceable).

Activation Option	Code
Call Point Activation	14728
Push On / Twist Off Activation	14729

Manufactured from Die Cast Aluminium, this tried and tested design sounds at 60db up to 35 metres.

Pre-drilled flange for simple installation.



Description	Code
Rotary Hand Bell	14730

Fire Alarms

With plastic fronted 'glass' which is ideal for glass sensitive environments. Secure 'snap fit' mechanism.



Description	Code
Break Glass Keybox	14731
Replacement 'Glass'	14732

Fire Alarm Signs



P 200 x 300 SAV 12364
P 200 x 300 RPVC 12365
P 200 x 300 PVC 1400



P 200 x 300 SAV 12322
P 200 x 300 RPVC 12323
Q 300 x 400 SAV 12324
Q 300 x 400 RPVC 12325



P 300 x 100 PVC 1403



P 200 x 300 PVC 1402



P 100 x 100 PVC 1460



P 300 x 100 PVC 1401



C 100 x 100 SAV 11690
C 100 x 100 RPVC 11691
* 200 x 200 SAV 12338
* 200 x 200 RPVC 12339



* 200 x 200 SAV 12344
* 200 x 200 RPVC 12345



L 200 x 50 PVC 5151



O 300 x 150mm TAK
TK0902BSI



O 300 x 150mm TAK
TK0903BSI



H 150 x 150mm TAK
TK0900BSI

See page 91 for our full range of Taktyle Braille signs

Fire Extinguishers and Equipment

Fire Equipment Signs



P 300 x 100 PVC 1443



P 300 x 100 PVC 1456



P 300 x 200 PVC 1457



P 200 x 300 PVC 1442



P 200 x 300 PVC 1451



P 300 x 100 PVC 1458



P 300 x 200 PVC 1455



N 300 x 100 SAV 12318
N 300 x 100 RPVC 12319



P 200 x 300 SAV 14001
P 200 x 300 RPVC 14002



P 200 x 300 PVC 1459



P 300 x 100 PVC 1454



P 300 x 200 PVC 1453



N 300 x 100 SAV 12334
N 300 x 100 RPVC 12335



* 250 x 150 SAV 12348
* 250 x 150 RPVC 12349



P 200 x 300 SAV 14381
P 200 x 300 RPVC 14382



P 300 x 200 PVC 1405



P 300 x 200 SAV 14383
P 300 x 200 RPVC 14384
P 300 x 200 PVC 1404



L 200 x 50 PVC 5152



N 300 x 100 SAV 12320
N 300 x 100 RPVC 12321



* 250 x 150 SAV 12350



P 200 x 300 PVC 1450



P 200 x 300 PVC 1359



* 200 x 150 SAV 12354
* 200 x 150 RPVC 12355



P 200 x 300 SAV 12330
P 200 x 300 RPVC 12331
Q 300 x 400 SAV 12332
Q 300 x 400 RPVC 12333



* 200 x 150 SAV 12356
* 200 x 150 RPVC 12357



* 250 x 150 SAV 12346
* 250 x 150 RPVC 12347



N 300 x 100 SAV 12336
N 300 x 100 RPVC 12337



* 200 x 200 SAV 12342
* 200 x 200 RPVC 12343



P 200 x 300 PVC 1358



P 300 x 200 PVC 1452



* 200 x 150 SAV 12352
* 200 x 150 RPVC 12353



Fire Extinguishers and Equipment

Projection Signs

Our Projection Signs are manufactured and printed on 1.5mm PVC board. These signs are ideal for indicating the location of fire safety equipment where otherwise it may not be immediately apparent (such as recessed cavities in a corridor). Each side measures 200 x 200mm.



✳ 200 x 200 RPVC 4410




✳ 200 x 200 RPVC 4411



✳ 200 x 200 RPVC 4460



✳ 200 x 200 RPVC 4461



✳ 200 x 200 RPVC 4412



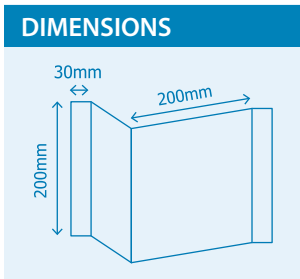
✳ 200 x 200 RPVC 4413



✳ 200 x 200 RPVC 4462



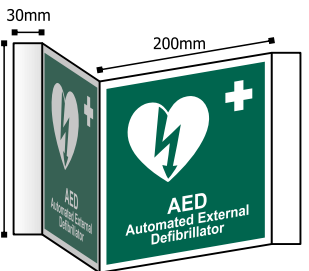
✳ 200 x 200 RPVC 4463



✳ 200 x 200 RPVC 4414



✳ 200 x 200 RPVC 4464



✳ 200 x 200 RPVC 4465



Find our full range of Safe Condition signs on page 8.



No Smoking and Prohibition Signs

Smoking Prohibition Signs	24
Smoking Permitted Signs	25
Electronic Cigarette Signs	25
Desk Signs	25
Restricted Access Signs	26
Machine Safety Signs	27
Mobile Phone Signs	27
Pre-Cut Circles	28
Parking and Miscellaneous	28

No Smoking and Prohibition

Smoking Prohibition



D 100 x 150 SAV 0569
X 100 x 150 CLG 0570
F 148 x 210 RPVC 11926
P 200 x 300 PVC 0550
P 300 x 200 PVC 0551
U 400 x 600 PVC 4050



F 148 x 210 SAV 0573
F 148 x 210 RPVC 14272
X 148 x 210 CLG 0574
P 200 x 300 PVC 0567
X 200 x 300 CLG 0575
P 200 x 300 RPVC 14270
P 200 x 300 SAV 14271



D 100 x 150 SAV 11808
D 100 x 150 RPVC 11809
P 200 x 300 SAV 11810
P 200 x 300 RPVC 11811
P 200 x 300 PVC 0551
U 400 x 600 SAV 11812
U 400 x 600 RPVC 11813



P 200 x 300 SAV 11828
P 200 x 300 RPVC 11829
U 400 x 600 SAV 11830
U 400 x 600 RPVC 11831



P 200 x 300 SAV 11816
P 200 x 300 RPVC 11817
P 300 x 200 PVC 0559
U 400 x 600 SAV 11818
U 400 x 600 RPVC 11819



X 150 x 50 SAV 11800
X 150 x 50 RPVC 11801
N 300 x 100 SAV 11802
N 300 x 100 RPVC 11803
X 600 x 200 SAV 11804
X 600 x 200 RPVC 11805



N 300 x 100 SAV 11846
N 300 x 100 RPVC 11847
N 300 x 100 SAV 11806
N 300 x 100 RPVC 11807
X 600 x 200 RPVC 11849



P 200 x 300 SAV 11832
P 200 x 300 RPVC 11833
U 400 x 600 SAV 11834
U 400 x 600 RPVC 11835



P 200 x 300 SAV 13318
P 200 x 300 RPVC 13319
U 400 x 600 SAV 13320
U 400 x 600 RPVC 13321



P 200 x 300 PVC 0555



P 200 x 300 PVC 0554
X 200 x 300 CLG 0572



J 160 x 230 PVC 0565
P 200 x 300 PVC 0563



N 300 x 100 SAV 11820
N 300 x 100 RPVC 11821
X 600 x 200 SAV 11822
X 600 x 200 RPVC 11823



N 300 x 100 SAV 11824
N 300 x 100 RPVC 11825
X 600 x 200 SAV 11826
X 600 x 200 RPVC 11827



P 200 x 300 PVC 0558
X 200 x 300 CLG 0571



P 200 x 300 PVC 0561
P 300 x 200 PVC 0560



P 200 x 300 PVC 0564
X 200 x 300 CLG 0576



P 200 x 300 SAV 13322



P 200 x 300 SAV 11814
P 200 x 300 RPVC 11815



N 300 x 100 SAV 11883
N 300 x 100 RPVC 11884
X 600 x 200 SAV 11885
X 600 x 200 RPVC 11886



N 300 x 100 SAV 11887
N 300 x 100 RPVC 11888
X 600 x 200 SAV 11889
X 600 x 200 RPVC 11890



D 100 x 150 SAV 0566
X 100 x 150 CLG 0577



F 148 x 210 SAV 12561



F 148 x 210 SAV 11860
F 148 x 210 RPVC 11861



F 148 x 210 SAV 11877
F 148 x 210 RPVC 11878



F 148 x 210 SAV 11862
F 148 x 210 RPVC 11863



N 300 x 100 SAV 11850
N 300 x 100 RPVC 11851
X 600 x 200 SAV 11852
X 600 x 200 RPVC 11853



N 300 x 100 SAV 13316
N 300 x 100 RPVC 13317



P 150 x 50 SAV 14290



L 200 x 50 PVC 5050

Custom branding available on all Safety Signs.
 Contact us today to find out more.



C 300 x 150 TAK TK0600BS1



C 300 x 150 TAK TK0601BS1



C 300 x 150 TAK TK0650BS1

See page 91 for our full range of Taktyle Braille Signs.

No Smoking and Prohibition

Smoking Prohibition



P 100 x 100 PVC 4723
 C 100 x 100 SAV 11840
 C 100 x 100 RPVC 11841
 * 200 x 200 SAV 11842
 * 200 x 200 RPVC 11843
 * 400 x 400 SAV 11844
 * 400 x 400 RPVC 11845



C 100 x 100 SAV 0553SAV
 * 80 x 80 CLG 0553CLG



* 100 x 100 SAV 0553SAVV10

10
PACK



* 50 dia. SAV 0581
 * 100 dia. SAV 0582

10
PACK



* 75 dia. SAV 11876
 * 85 dia. D/S SAV 11925

24
PACK



F 148 x 210 SAV 11854
 F 148 x 210 RPVC 11855



P 100 x 100 PVC 0553



P 100 x 150 PVC 0552



P 200 x 300 PVC 0568



P 200 x 300 PVC 0578
 * 200 x 300 CLG 0579



P 200 x 300 SAV 11686
 P 200 x 300 RPVC 11687



F 160 x 230 SAV 11864
 F 160 x 230 RPVC 11865



* 160 x 230 D/S SAV 11924



* 148 x 210 D/S SAV 11923



* 100 x 150 D/S SAV 13341

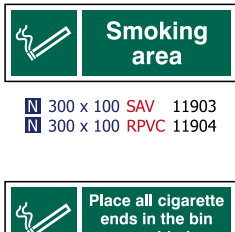


* 100 x 150 D/S SAV 13340

Smoking Permitted



D 100 x 150 SAV 11915
 D 100 x 150 RPVC 11916



N 300 x 100 SAV 11903
 N 300 x 100 RPVC 11904



N 300 x 100 SAV 11901
 N 300 x 100 RPVC 11902



P 300 x 200 PVC 1632



L 200 x 50 PVC 5214



P 200 x 300 PVC 1631



N 300 x 100 SAV 11911
 N 300 x 100 RPVC 11912



N 300 x 100 SAV 11899
 N 300 x 100 RPVC 11900



P 300 x 200 SAV 11917
 P 300 x 200 RPVC 11918



P 300 x 200 SAV 11919
 P 300 x 200 RPVC 11920



P 200 x 300 PVC 1630



N 300 x 100 SAV 11907
 N 300 x 100 RPVC 11908



N 300 x 100 SAV 11909
 N 300 x 100 RPVC 11910

Electronic Cigaretts



F 148 x 210 SAV 14809
 F 148 x 210 RPVC 14810
 P 200 x 300 SAV 14811
 P 200 x 300 RPVC 14812
 P 200 x 300 PVC 14813



P 200 x 300 SAV 14814
 P 200 x 300 RPVC 14815
 P 200 x 300 PVC 14816



P 300 x 200 SAV 14817
 P 300 x 200 RPVC 14818
 P 300 x 200 PVC 14819

Desk Signs



* 50 x 50 RPVC SGN06P



* 150 x 50 RPVC SGN08P



* 150 x 50 RPVC SGN07P

No Smoking and Prohibition

Restricted Access



P 200 x 300 PVC 0600



P 200 x 300 PVC 0608



F 148 x 210 RPVC 11927
P 200 x 300 PVC 0613



P 200 x 300 PVC 0622
U 400 x 600 PVC 4053



P 200 x 300 PVC 0602



F 148 x 210 RPVC 11928
P 200 x 300 SAV 13862
P 200 x 300 RPVC 13863
U 400 x 600 SAV 13864
U 400 x 600 RPVC 13865



P 200 x 300 SAV 11630
P 200 x 300 RPVC 11631
U 400 x 600 SAV 11632
U 400 x 600 RPVC 11633



P 200 x 300 SAV 13330
P 200 x 300 RPVC 13331
U 400 x 600 SAV 13332
U 400 x 600 RPVC 13333



F 148 x 210 RPVC 11927
P 200 x 300 SAV 11612
P 200 x 300 RPVC 11613
U 400 x 600 SAV 11614
F 400 x 600 RPVC 11615



P 200 x 300 SAV 11616
P 200 x 300 RPVC 11617
U 400 x 600 SAV 11618
U 400 x 600 RPVC 11619



P 200 x 300 SAV 11604
P 200 x 300 RPVC 11605
P 200 x 300 CRX 12481
U 400 x 600 SAV 11606
U 400 x 600 RPVC 11607



P 200 x 300 SAV 11600
P 200 x 300 RPVC 11601
U 400 x 600 SAV 11602
U 400 x 600 RPVC 11603

Snap Frames



See our full range of Snap Frames, Notice Boards and other display options on [pages 126](#).



C 100 x 100 SAV 11620
C 100 x 100 RPVC 11621
* 200 x 200 SAV 11622
* 200 x 200 RPVC 11623
* 400 x 400 SAV 11624
* 400 x 400 RPVC 11625



P 200 x 300 SAV 11608
P 200 x 300 RPVC 11609
U 400 x 600 SAV 11610
U 400 x 600 RPVC 11611



U 400 x 600 PVC 4052



200 x 300 PVC 0619



P 200 x 300 SAV 11634
P 200 x 300 RPVC 11635



U 400 x 600 RPVC 13950



P 300 x 100 PVC 0601



P 300 x 100 PVC 0610



P 300 x 100 PVC 0611



P 300 x 100 PVC 0603



P 300 x 100 PVC 0609



L 200 x 50 PVC 5054



L 200 x 50 PVC 5052



L 200 x 50 PVC 5055



L 200 x 50 PVC 5053

No Smoking and Prohibition

Restricted Access

 N 300 x 100 SAV 11650 N 300 x 100 RPVC 11651 X 600 x 200 SAV 11652 X 600 x 200 RPVC 11653	 N 300 x 100 SAV 11668 N 300 x 100 RPVC 11669 X 600 x 200 SAV 11670 X 600 x 200 RPVC 11671	 N 300 x 100 SAV 11654 N 300 x 100 RPVC 11655 X 600 x 200 SAV 11656 X 600 x 200 RPVC 11657	 P 200 x 300 SAV 14389 P 400 x 600 RPVC 14390	 X 400 x 600 CRX 12480 U 400 x 600 RPVC 13949	 P 200 x 300 PVC 0618 U 400 x 600 PVC 4055
 X 600 x 200 RPVC 12571	 N 300 x 100 SAV 11666 N 300 x 100 RPVC 11667 X 600 x 200 SAV 13977 X 600 x 200 RPVC 13978	 N 300 x 100 SAV 11658 N 300 x 100 RPVC 11659 X 600 x 200 SAV 11660 X 600 x 200 RPVC 11661			

Machine Safety

 P 200 x 300 SAV 11672 P 200 x 300 RPVC 11673 U 400 x 600 SAV 11674 U 400 x 600 RPVC 11675	 P 200 x 300 SAV 11640 P 200 x 300 RPVC 11641 U 400 x 600 SAV 14215 U 400 x 600 RPVC 14216	 P 200 x 300 PVC 0700	 P 200 x 300 PVC 0650	 N 300 x 100 SAV 14385 N 300 x 100 RPVC 14386	
 P 300 x 100 PVC 0706	 P 300 x 100 PVC 0703	 P 300 x 100 PVC 0701	 P 300 x 100 PVC 0702	 P 150 x 200 PVC 0705	 P 300 x 200 SAV 13985 P 300 x 200 RPVC 13986 P 300 x 200 PVC 0709

Mobile Phone

 X 200 x 50 SAV 17227	 X 200 x 50 PVC 5058	 X 100 x 100 SAV 17229 X 100 x 100 PVC 4724	 X 150 x 100 SAV 17228	<div style="border: 1px solid black; padding: 5px;">  X 200 x 50 SAV 17226 Find our full range of Mandatory Safety Signs on page 32. </div>
---	--	--	---	--



No Smoking and Prohibition

Pre-Cut Circles

Vinyl Prohibition symbols are pre-cut and supplied in packs of 10.



✳ 50 dia. SAV 0581
✳ 100 dia. SAV 0582



✳ 50 dia. SAV 0583
✳ 100 dia. SAV 0584



✳ 50 dia. SAV 0587
✳ 100 dia. SAV 0588



✳ 50 dia. SAV 0585
✳ 100 dia. SAV 0586



✳ 50 dia. SAV 0589
✳ 100 dia. SAV 0590

Parking and Miscellaneous



P 200 x 300 SAV 11626
P 200 x 300 RPVC 11627
U 400 x 600 SAV 11628
U 400 x 600 RPVC 11629



P 200 x 300 PVC 0605
U 400 x 600 PVC 4051



P 200 x 300 PVC 0620



P 200 x 300 PVC 0621



P 200 x 300 SAV 11642
P 200 x 300 RPVC 11643
U 400 x 600 SAV 11644
U 400 x 600 RPVC 11645



N 300 x 100 SAV 11662
N 300 x 100 RPVC 11663
X 600 x 200 SAV 11664
X 600 x 200 RPVC 11665



L 200 x 50 PVC 5056

Ladder Lockouts


Manufactured from flexible woven PVC, Ladder Lockouts are placed over the rungs of a ladder or the steps of other climbing apparatus to deny its use. The integral eyelet allows it to be locked out with a suitable padlock and tag.

Size	Code
See Below	LOK245



Dimensions

330mm Wide
800mm Height from top crease to eyelet
1775mm total length



No Smoking and Prohibition

Miscellaneous



P 200 x 300 SAV 14392
 P 200 x 300 RPVC 14393
 P 200 x 300 PVC 0607
 U 400 x 600 PVC 14391



P 200 x 300 PVC 0614



Y 600 x 450 SAV 11682
 Y 600 x 450 RPVC 11683



P 300 x 100 PVC 0707



P 200 x 300 PVC 0708



P 200 x 300 PVC 0606



U 600 x 400 PVC 4054



Y 600 x 450 SAV 13336
 Y 600 x 450 RPVC 13337



P 200 x 300 PVC 0616



P 200 x 300 PVC 0617



P 200 x 300 SAV 11638
 P 200 x 300 RPVC 11639



P 200 x 300 SAV 13334
 P 200 x 300 RPVC 13335



P 200 x 300 PVC 0556



P 200 x 300 PVC 0416



G 150 x 100 SAV 11498
 G 150 x 100 RPVC 11499



P 300 x 100 PVC 0652



* 150 x 75 SAV 11676
 * 150 x 75 RPVC 11677
 N 300 x 100 SAV 11678
 N 300 x 100 RPVC 11679
 X 600 x 200 SAV 11680
 X 600 x 200 RPVC 11681



N 300 x 100 SAV 11646
 N 300 x 100 RPVC 11647
 P 300 x 200 SAV 11648
 P 300 x 200 RPVC 11649
 X 600 x 200 SAV 13860
 X 600 x 200 RPVC 13861



Y 600 x 450 SAV 13338
 Y 600 x 450 RPVC 13339



P 150 x 200 CLG 0612



P 150 x 200 PVC 0653



P 300 x 100 PVC 0651



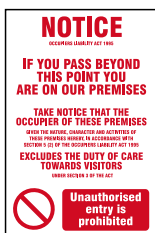
P 300 x 200 PVC 0615



L 200 x 50 PVC 5058



L 200 x 50 PVC 5051



P 200 x 300 PVC 1658
 U 400 x 600 PVC 4253



P 200 x 300 SAV 11636
 P 200 x 300 RPVC 11637



* 200 x 300 PVC 3506



P 200 x 300 PVC 0604



* 200 x 300 PVC 3503



L 200 x 50 PVC 5057



* 100 x 100 PVC 4725



Fire action



1. Operate nearest fire alarm.



2. Leave building by nearest exit.



3. Report to assembly point.



Do not use lifts

View our full range of Fire Safety Signs from page 5.

Mandatory Signs

Personal Protective Equipment Signs	32
Fire Action and First Aid Procedure Signs	34
Fire Door and Access Signs	34
Fire Door Strips	35
Safe Practice and Procedure Signs	36
Hygiene and Food Preparation Signs	37

Mandatory Signs

Personal Protective Equipment



P 200 x 300 SAV 11454
 P 200 x 300 RPVC 11455
 * 200 x 300 CRX 12475
 U 400 x 600 SAV 11456
 U 400 x 600 RPVC 11457



P 200 x 300 SAV 11442
 P 200 x 300 RPVC 11443
 U 400 x 600 SAV 11444
 U 400 x 600 RPVC 11445



P 200 x 300 SAV 11434
 P 200 x 300 RPVC 11435
 U 400 x 600 SAV 11436
 U 400 x 600 RPVC 11437
 F 148 x 210 RPVC 12376



P 200 x 300 SAV 11446
 P 200 x 300 RPVC 11447
 U 400 x 600 SAV 11448
 U 400 x 600 RPVC 11449



N 300 x 100 SAV 11408
 N 300 x 100 RPVC 11409
 X 600 x 200 SAV 11410
 X 600 x 200 RPVC 11411



N 300 x 100 SAV 11384
 N 300 x 100 RPVC 11385
 X 600 x 200 SAV 11386
 X 600 x 200 RPVC 11387



P 200 x 300 PVC 0001



P 200 x 300 PVC 0007



P 200 x 300 PVC 0023



P 200 x 300 PVC 0005




N 300 x 100 SAV 11404
 N 300 x 100 RPVC 11405
 X 600 x 200 SAV 11406
 X 600 x 200 RPVC 11407



P 200 x 300 PVC 0002
 U 400 x 600 PVC 4000



P 200 x 300 PVC 0003



P 100 x 100 PVC 0027



P 100 x 100 PVC 0028



N 300 x 100 SAV 11396
 N 300 x 100 RPVC 11397
 X 600 x 200 SAV 11398
 X 600 x 200 RPVC 11399



P 200 x 300 SAV 11426
 P 200 x 300 RPVC 11427
 U 400 x 600 SAV 11428
 U 400 x 600 RPVC 11429



P 200 x 300 PVC 0016



C 100 x 100 SAV 11316
 C 100 x 100 RPVC 11317
 * 200 x 200 SAV 11318
 * 200 x 200 RPVC 11319



C 100 x 100 SAV 11320
 C 100 x 100 RPVC 11321
 * 200 x 200 SAV 11322
 * 200 x 200 RPVC 11323



N 300 x 100 SAV 11400
 N 300 x 100 RPVC 11401
 X 600 x 200 SAV 11402
 X 600 x 200 RPVC 11403



N 300 x 100 SAV 11392
 N 300 x 100 RPVC 11393
 X 600 x 200 SAV 11394
 X 600 x 200 RPVC 11395



P 200 x 300 SAV 14276
 P 200 x 300 RPVC 14277
 P 200 x 300 PVC 0022



P 200 x 300 SAV 14394
 P 200 x 300 RPVC 13964
 U 400 x 600 RPVC 14820



U 400 x 600 PVC 4007



P 400 x 600 PVC 1693



L 200 x 50 PVC 5001



L 200 x 50 PVC 5015



* 50mm dia. SAV 0044
 * 100mm dia. SAV 0045



* 50mm dia. SAV 0040
 * 100mm dia. SAV 0041



* 50mm dia. SAV 0042
 * 100mm dia. SAV 0043



* 50mm dia. SAV 0046
 * 100mm dia. SAV 0047



L 200 x 50 PVC 5016



L 200 x 50 PVC 5000



P 300 x 100 PVC 0008



P 300 x 100 PVC 0025



P 300 x 100 PVC 0004



P 300 x 100 PVC 0026



P 300 x 100 PVC 0006



N 300 x 100 SAV 11388
N 300 x 100 RPVC 11389
X 600 x 200 SAV 11390
X 600 x 200 RPVC 11391



N 300 x 100 SAV 11380
N 300 x 100 RPVC 11381
X 600 x 200 SAV 11382
X 600 x 200 RPVC 11383



N 300 x 100 SAV 11688
N 300 x 100 RPVC 11689



X 600 x 200 RPVC 12373



L 200 x 50 PVC 5002



X 600 x 200 RPVC 14395



Y 600 x 450 SAV 11450
Y 600 x 450 RPVC 11451



* 600 x 450 CRX 12477



U 600 x 400 RPVC 13952
U 600 x 400 PVC 4001



Y 600 x 450 SAV 11412
Y 600 x 450 RPVC 11413



P 300 x 200 PVC 0024
U 600 x 400 PVC 4009



600 x 400 PVC 4020



P 200 x 300 SAV 11438
P 200 x 300 RPVC 11439
U 400 x 600 SAV 11440
U 400 x 600 RPVC 11441



P 200 x 300 SAV 11430
P 200 x 300 RPVC 11431
U 400 x 600 SAV 11432
U 400 x 600 RPVC 11433



P 200 x 300 SAV 11422
P 200 x 300 RPVC 11423
U 400 x 600 SAV 11424
U 400 x 600 RPVC 11425



P 200 x 300 PVC 0009



P 200 x 300 PVC 0010



P 200 x 300 PVC 0015



P 200 x 300 PVC 0012



P 200 x 300 PVC 0013



P 200 x 300 PVC 0014



H 150 x 150 TAK TK0201BSI



H 150 x 150 TAK TK0700BSI



H 150 x 150 TAK TK0110BSI



H 150 x 150 TAK TK0701BSI

See page 91 for our full range of Taktyle Braille signs.

Mandatory Signs

Fire Action and First Aid Procedure



P 200 x 300 SAV 13842
P 200 x 300 RPVC 13843
P 200 x 300 PVC 0174



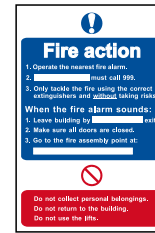
P 200 x 300 SAV 13840
P 200 x 300 RPVC 13841
P 200 x 300 PVC 0175



P 200 x 300 SAV 11508
P 200 x 300 RPVC 11509




P 200 x 300 PVC 0178



P 200 x 300 SAV 11506
P 200 x 300 RPVC 11507
P 200 x 300 PVC 0165



P 200 x 300 SAV 11462
P 200 x 300 RPVC 11463
U 400 x 600 SAV 11464
U 400 x 600 RPVC 11465




P 200 x 300 SAV 11466
P 200 x 300 RPVC 11467




P 200 x 300 SAV 11468
P 200 x 300 RPVC 11469



P 200 x 300 PVC 0166



P 300 x 200 PVC 0170
Staff Fire Action
(English and Portuguese)



P 300 x 200 PVC 0171
Fire Action Notice
(English, French and German)

Fire Door and Access



P 100 x 100 PVC 0151



P 100 x 100 PVC 0153



P 100 x 100 PVC 0176



P 100 x 100 PVC 0157



C 100 x 100 SAV 11324
C 100 x 100 RPVC 11325
H 150 x 150 SAV 11326
H 150 x 150 RPVC 11327




C 100 x 100 SAV 11328
C 100 x 100 RPVC 11329
H 150 x 150 SAV 11330
H 150 x 150 RPVC 11331



P 100 x 100 PVC 0162



P 100 x 100 PVC 0260



P 100 x 100 PVC 0160



P 100 x 100 PVC 0155



C 100 x 100 SAV 11348
C 100 x 100 RPVC 11349
H 150 x 150 SAV 11350
H 150 x 150 RPVC 11351



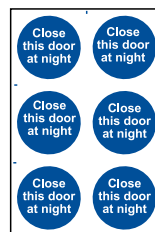
C 100 x 100 SAV 11332
C 100 x 100 RPVC 11333
H 150 x 150 SAV 11334
H 150 x 150 RPVC 11335



P 100 x 100 PVC 0270



P 100 x 100 PVC 0269



P 100 x 100 PVC 0262



P 100 x 100 PVC 0356



C 100 x 100 SAV 11344
C 100 x 100 RPVC 11345
H 150 x 150 SAV 11346
H 150 x 150 RPVC 11347



C 100 x 100 SAV 11336
C 100 x 100 RPVC 11337
H 150 x 150 SAV 11338
H 150 x 150 RPVC 11339

Industry standard metal door sign discs, complete with screws.

SAA - Satin Anodised Aluminium
PB - Polished Brass
SSS - Satin Stainless Steel
PSS - Polished Stainless Steel



75mm Ø SAA 2439-0
75mm Ø PB 2439-1
75mm Ø SSS 2439-2
75mm Ø PSS 2439-5



75mm Ø SAA 2441-0
75mm Ø PB 2441-1
75mm Ø SSS 2441-2
75mm Ø PSS 2441-5



75mm Ø SAA 2444-0
75mm Ø PB 2444-1
75mm Ø SSS 2444-2
75mm Ø PSS 2444-5

Welsh / English



C 100 x 100 SAV 12574
C 100 x 100 RPVC 14256
H 150 x 150 SAV 11510
H 150 x 150 RPVC 11511
200 x 200 SAV 11512
200 x 200 RPVC 11513
300 x 300 SAV 11514
300 x 300 RPVC 11515



C 100 x 100 SAV 14396
C 100 x 100 RPVC 14397
200 x 200 SAV 14398
200 x 200 RPVC 14399
300 x 300 SAV 14408
300 x 300 RPVC 14409

Fire Door and Access



P 100 x 100 PVC 0264



P 100 x 100 PVC 0267



P 200 x 300 PVC 0268



C 100 x 100 SAV 11340
C 100 x 100 RPVC 11341
H 150 x 150 SAV 11342
H 150 x 150 RPVC 11343



100mm x 100mm
(10 pack) SAV 0151V10
(20 pack) SAV 0151V20
(10 pack) PVC 0151P10
(20 pack) PVC 0151P20



100mm x 100mm
(10 pack) SAV 0153V10
(20 pack) SAV 0153V20
(10 pack) PVC 0153P10
(20 pack) PVC 0153P20



70mm x 70mm
(10 pack) PVC 0172P10
(20 pack) PVC 0172P20



70mm x 70mm
(10 pack) PVC 0173P10
(20 pack) PVC 0173P20

Fire Door Strips



* 34 x 450 PVC 0300
* 34 x 450 SAV 0303



0300



0301



0302

These Self Adhesive signs are slim enough for use on the door jamb, providing an effective and timely reminder that the door should be kept closed as a precaution against the spread of fire.



P 150 x 200 PVC 0150



P 150 x 200 PVC 0156



L 200 x 50 PVC 5004



P 300 x 100 PVC 0258



Y 600 x 450 SAV 11452
Y 600 x 450 RPVC 11453



N 300 x 100 SAV 11312
N 300 x 100 RPVC 11313
X 600 x 200 SAV 11314
X 600 x 200 RPVC 11315



N 300 x 100 SAV 11308
N 300 x 100 RPVC 11309
X 600 x 200 SAV 11310
X 600 x 200 RPVC 11311



P 200 x 300 SAV 14410
P 200 x 300 RPVC 13963
P 200 x 300 PVC 0255
U 400 x 600 PVC 4003



P 150 x 200 PVC 0152



P 150 x 200 PVC 0161



L 200 x 50 PVC 5005



P 300 x 100 PVC 0256



P 150 x 200 PVC 0266



N 300 x 100 SAV 11300
N 300 x 100 RPVC 11301
X 600 x 200 SAV 11302
X 600 x 200 RPVC 11303



N 300 x 100 SAV 11360
N 300 x 100 RPVC 11361
X 600 x 200 SAV 11362
X 600 x 200 RPVC 11363



C 150 x 200 SAV 13969
P 200 x 300 SAV 11414
P 200 x 300 RPVC 11415
P 200 x 300 PVC 0253
U 400 x 600 SAV 11416
U 400 x 600 RPVC 11417



P 150 x 200 PVC 0159



P 150 x 200 PVC 0154



N 300 x 100 SAV 11304
N 300 x 100 RPVC 11305
X 600 x 200 SAV 11306
X 600 x 200 RPVC 11307



P 300 x 100 PVC 0254



L 200 x 50 PVC 5011



L 200 x 50 PVC 5007



L 200 x 50 PVC 5006



N 300 x 100 SAV 11364
N 300 x 100 RPVC 11365
X 600 x 200 SAV 11366
X 600 x 200 RPVC 11367



P 200 x 300 SAV 11418
P 200 x 300 RPVC 11419
P 200 x 300 PVC 0158
U 400 x 600 SAV 11420
U 400 x 600 RPVC 11421

Mandatory Signs



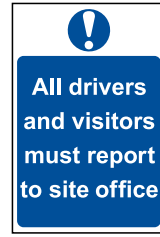
P 200 x 300 PVC 0353



P 200 x 300 PVC 0163



P 200 x 300 SAV 14197
P 200 x 300 RPVC 14198



P 200 x 300 PVC 0251
U 400 x 600 PVC 4002



L 200 x 50 PVC 5009



L 200 x 50 PVC 5012



L 200 x 50 PVC 5008



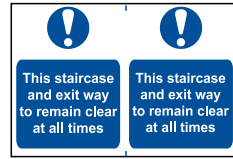
P 150 x 200 PVC 0259



P 150 x 200 PVC 0355



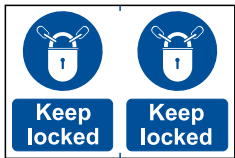
P 150 x 200 PVC 0261



P 150 x 200 PVC 0164



P 300 x 200 SAV 14411
P 300 x 200 RPVC 14412
P 300 x 200 PVC 0032



P 150 x 200 PVC 0354



P 150 x 200 PVC 0265



P 300 x 200 PVC 0033



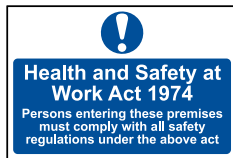
P 300 x 200 SAV 14413
P 300 x 200 RPVC 14414
Y 600 x 450 SAV 11460
Y 600 x 450 RPVC 11461



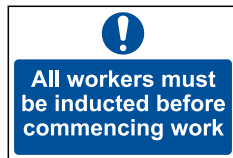
Y 600 x 450 SAV 11458
Y 600 x 450 RPVC 11459
* 600 x 450 CRX 12476



P 300 x 200 PVC 0168



P 300 x 200 PVC 0019



P 300 x 200 PVC 0034



P 300 x 100 PVC 0501

Safe Practice and Procedure




P 300 x 100 PVC 0101




P 300 x 100 PVC 0104



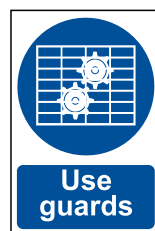
L 200 x 50 PVC 5003



P 200 x 300 PVC 0105



P 200 x 300 PVC 0457



P 200 x 300 PVC 0100



P 200 x 300 PVC 0102

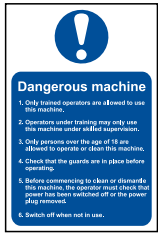


P 200 x 300 PVC 0103



P 200 x 300 PVC 0106

Mandatory Signs



P 200 x 300 PVC 0108



P 200 x 300 PVC 0167



P 200 x 300 PVC 0169



P 200 x 300 PVC 0018



P 200 x 300 PVC 0031



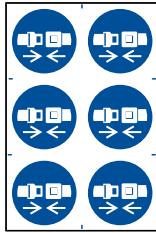
P 200 x 300 PVC 0352



P 200 x 300 PVC 0350



P 200 x 300 SAV 14883



P 200 x 300 SAV 14880



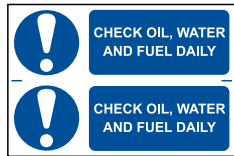
P 200 x 300 PVC 0250



C 100 x 100 SAV 11352
C 100 x 100 RPVC 11353
H 150 x 150 SAV 11354
H 150 x 150 RPVC 11355



P 300 x 100 PVC 0502



P 300 x 100 PVC 0500



P 300 x 100 PVC 0351



P 300 x 200 PVC 0107



L 200 x 50 PVC 5010

Hygiene and Food Preparation



P 200 x 300 PVC 0406



P 200 x 300 PVC 0409



P 300 x 200 SAV 11478
P 300 x 200 RPVC 11479



P 300 x 200 SAV 11486
P 300 x 200 RPVC 11487



P 300 x 100 PVC 0404



P 300 x 100 PVC 0450



P 200 x 300 SAV 11482
P 200 x 300 RPVC 11483
P 200 x 300 PVC 0403



P 200 x 300 PVC 0417



P 200 x 300 PVC 0405



P 300 x 200 SAV 11472
P 300 x 200 RPVC 11473



P 300 x 200 PVC 0413



P 300 x 200 PVC 0408



P 300 x 100 PVC 0402



P 300 x 200 PVC 0421



P 300 x 200 SAV 11372
P 300 x 200 RPVC 11373
U 400 x 600 SAV 11374
U 400 x 600 RPVC 11375



P 300 x 200 SAV 11368
P 300 x 200 RPVC 11369
U 400 x 600 SAV 11370
U 400 x 600 RPVC 11371



P 200 x 300 PVC 0401



P 200 x 300 PVC 0400



N 300 x 100 SAV 11492
N 300 x 100 RPVC 11493



L 200 x 50 PVC 5014



N 300 x 100 SAV 11490
N 300 x 100 RPVC 11491



N 300 x 100 SAV 11480
N 300 x 100 RPVC 11481
X 600 x 200 SAV 11484
X 600 x 200 RPVC 11485

Mandatory Signs

Hygiene and Food Preparation



P 200 x 300 PVC 0451



P 300 x 200 SAV 11476
P 300 x 200 RPVC 11477



P 300 x 200 SAV 11504
P 300 x 200 RPVC 11505



P 300 x 200 SAV 11470
P 300 x 200 RPVC 11471



P 300 x 200 SAV 11474
P 300 x 200 RPVC 11475



N 300 x 100 SAV 11376
N 300 x 100 RPVC 11377
X 600 x 200 SAV 11378
X 600 x 200 RPVC 11379



L 200 x 50 PVC 5013



P 300 x 200 SAV 11488
P 300 x 200 RPVC 11489



P 200 x 300 PVC 0415



P 200 x 300 PVC 0030



P 200 x 300 PVC 0029



P 200 x 300 PVC 0503



N 300 x 100 SAV 11356
N 300 x 100 RPVC 11357
X 600 x 200 SAV 11358
X 600 x 200 RPVC 11359



P 300 x 200 PVC 0411



P 300 x 200 PVC 0410



P 300 x 200 PVC 0407



P 300 x 200 PVC 0414



P 200 x 100 SAV 11496
P 200 x 100 RPVC 11497



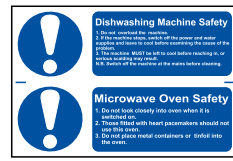
P 300 x 200 PVC 0412



P 300 x 200 PVC 0452



P 300 x 200 PVC 0453



P 300 x 200 PVC 0455




P 300 x 200 PVC 0454



P 100 x 150 SAV 11500
P 100 x 150 RPVC 11501
P 200 x 300 SAV 14904



P 100 x 150 SAV 11502
P 100 x 150 RPVC 11503



P 200 x 300 PVC 1680



P 200 x 300 PVC 0459



P 300 x 200 PVC 0456



P 200 x 300 PVC 1314



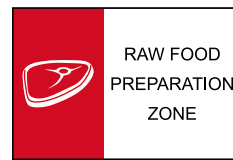
P 200 x 300 PVC 1330



P 200 x 300 PVC 0416



P 300 x 200 SAV 11494
P 300 x 200 RPVC 11495



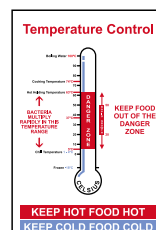
P 300 x 200 PVC 0419



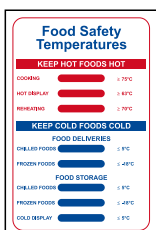
P 300 x 200 PVC 0420



P 200 x 300 PVC 0460



P 200 x 300 PVC 1681



P 200 x 300 PVC 1682



P 200 x 300 PVC 0458



P 300 x 200 PVC 1556



P 300 x 200 PVC 1656

Hazard Warning Signs

Lorry Halt	40
Electrical Safety Signs	41
Chemical Safety Signs	43
Flammable and Gaseous Signs	44
CCTV Security Signs	45
Access and Situational Awareness Signs	45
Temperature Signs	48
Asbestos Signs	48
Hospital and Radiology Signs	48
Noise Signs	49
Cleaning Signs	49
Parking Signs	49
Agricultural Signs	50
Multi-Message Signs	51

Hazard Warning Signs

Lorry Halt

Easy to use, Lorry Halt prevents the movement of vehicles whilst they are being loaded or unloaded.

Simple to use wheel based unit made from powder coated metal. Lorry Halt is telescopic and easy to adjust to the required height. Supplied flat packed including stickers. Full assembly instructions are also included.

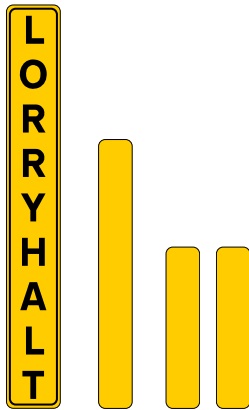
Total Weight Base Empty - 8.06kg
 Total Weight Base Full - 25.66kg
 (External sand bag weight additional)

Full customisation options available.

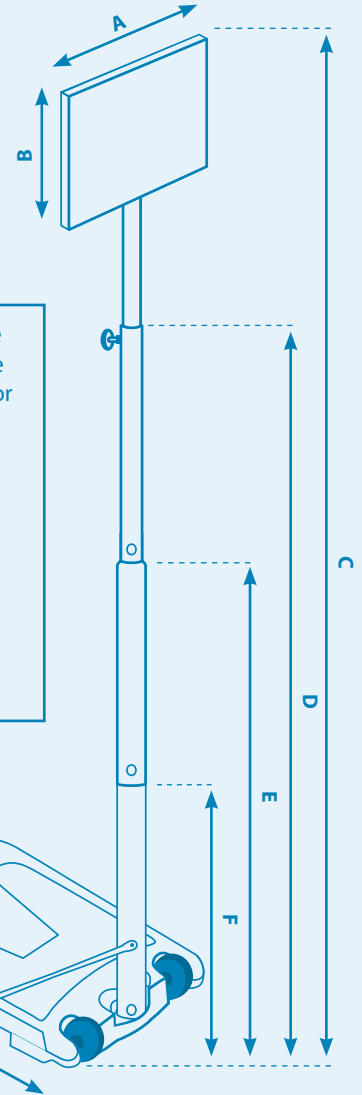
Description	Code
Lorry Halt	17230



Included Stickers:

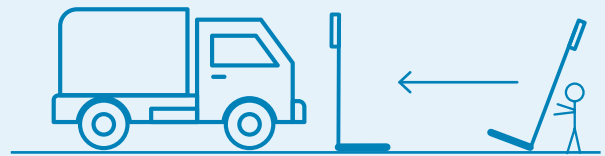


Dimensions	Lorry Halt
A	48cm
B	30cm
C	322cm
D	252cm
E	150cm
F	80cm
G	73cm
H	14cm
I	45cm



Additional weight can be placed on the base of the Lorry Halt in the centre for added stability.

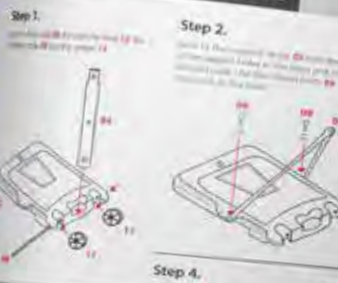
Move the unit by tilting it on the wheel axis and pushing it into place.



COMPONENTS LIST



ASSEMBLY INSTRUCTIONS

































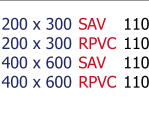
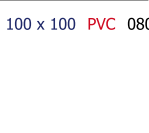
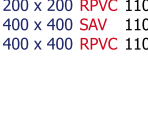











Hazard Warning signs advise and warn staff and visitors of any potential hazards.

Danger Signs - Notification of a high level or immediate risk, which may result in serious injury or death if not avoided.

Warning Signs - Notification of a potentially hazardous situation, which may result in serious injury if not avoided.

Caution Signs - Notification of a potentially hazardous situation, which may result in minor injury if not avoided.

Electrical Safety


 <p>Danger 110 volts</p> <p>P 200 x 300 PVC 0766</p>	 <p>Danger 230 volts</p> <p>P 200 x 300 PVC 0788</p>	 <p>Danger 110 volts</p> <p>P 100 x 150 PVC 0768</p>	 <p>Danger 230 volts</p> <p>P 100 x 150 PVC 0790</p>	 <p>Danger 230 Volts</p> <p>N 300 x 100 SAV 14415 N 300 x 100 RPVC 14416 X 600 x 200 SAV 14417 X 600 x 200 RPVC 14418</p>	 <p>Danger 110 volts</p> <p>P 150 x 200 PVC 0767</p>
 <p>Danger 240 volts</p> <p>P 200 x 300 PVC 0769</p>	 <p>Danger 400 volts</p> <p>P 200 x 300 PVC 0791</p>	 <p>Danger 240 volts</p> <p>P 100 x 150 PVC 0771</p>	 <p>Danger 400 volts</p> <p>P 100 x 150 PVC 0793</p>	 <p>Danger 240 Volts</p> <p>N 300 x 100 SAV 11061 N 300 x 100 RPVC 11062 X 600 x 200 SAV 11063 X 600 x 200 RPVC 11064</p>	 <p>Danger 230 volts</p> <p>P 150 x 200 PVC 0789</p>
 <p>Danger 415 volts</p> <p>P 200 x 300 PVC 0772</p>	 <p>Danger 440 volts</p> <p>P 200 x 300 PVC 0775</p>	 <p>Danger 415 volts</p> <p>P 100 x 150 PVC 0774</p>	 <p>Danger 440 volts</p> <p>P 100 x 150 PVC 0777</p>	 <p>Danger 400 Volts</p> <p>N 300 x 100 SAV 14419 N 300 x 100 RPVC 14420 X 600 x 200 SAV 14421 X 600 x 200 RPVC 14422</p>	 <p>Danger 240 volts</p> <p>P 150 x 200 PVC 0770</p>
 <p>Danger 230 Volts</p> <p>P 200 x 300 SAV 14423 P 200 x 300 RPVC 14424 U 400 x 600 SAV 14425 U 400 x 600 RPVC 14426</p>	 <p>Danger 240 Volts</p> <p>P 200 x 300 SAV 11001 P 200 x 300 RPVC 11002 U 400 x 600 SAV 11003 U 400 x 600 RPVC 11004</p>	 <p>Danger 400 Volts</p> <p>P 200 x 300 SAV 14427 P 200 x 300 RPVC 14428 U 400 x 600 SAV 14429 U 400 x 600 RPVC 14430</p>	 <p>Danger 415 Volts</p> <p>P 200 x 300 SAV 11005 P 200 x 300 RPVC 11006 U 400 x 600 SAV 11007 U 400 x 600 RPVC 11008</p>	 <p>Danger 415 Volts</p> <p>N 300 x 100 SAV 11065 N 300 x 100 RPVC 11066 X 600 x 200 SAV 11067 X 600 x 200 RPVC 11068</p>	 <p>Danger 400 volts</p> <p>P 150 x 200 PVC 0792</p>
 <p>Danger 440 Volts</p> <p>P 200 x 300 SAV 11009 P 200 x 300 RPVC 11010 U 400 x 600 SAV 11011 U 400 x 600 RPVC 11012</p>	 <p>P 100 x 100 PVC 0803</p>	 <p>C 100 x 100 SAV 11021 C 100 x 100 RPVC 11022 * 200 x 200 SAV 11023 * 200 x 200 RPVC 11024 * 400 x 400 SAV 11025 * 400 x 400 RPVC 11026</p>	 <p>Danger 440 Volts</p>	 <p>Danger 440 Volts</p> <p>N 300 x 100 SAV 11069 N 300 x 100 RPVC 11070 X 600 x 200 SAV 11071 X 600 x 200 RPVC 11072</p>	 <p>Danger 415 volts</p> <p>P 150 x 200 PVC 0773</p>
 <p>Danger 440 Volts</p>				 <p>Danger High voltage</p> <p>N 300 x 100 SAV 11085 N 300 x 100 RPVC 11086 X 600 x 200 SAV 11087 X 600 x 200 RPVC 11088</p>	 <p>Danger 440 volts</p> <p>P 150 x 200 PVC 0776</p>
 <p>Danger 440 Volts</p>				 <p>Danger Mains voltage</p> <p>N 300 x 100 SAV 11089 N 300 x 100 RPVC 11090 X 600 x 200 SAV 11091 X 600 x 200 RPVC 11092</p>	 <p>Danger 6600 volts</p> <p>P 150 x 200 PVC 0779</p>
<p>Danger 440 Volts</p>				 <p>Danger Live wires</p> <p>N 300 x 100 SAV 11073 N 300 x 100 RPVC 11074 X 600 x 200 SAV 11075 X 600 x 200 RPVC 11076</p>	 <p>Danger 11,000 volts</p> <p>P 150 x 200 PVC 0782</p>




Hazard Warning Signs




P 200 x 300 PVC 0778



P 200 x 300 PVC 0781



P 100 x 150 PVC 0780




P 100 x 150 PVC 0783




P 100 x 150 PVC 0752



N 300 x 100 SAV 11077
N 300 x 100 RPVC 11078
X 600 x 200 SAV 11079
X 600 x 200 RPVC 11080




P 200 x 300 SAV 11013
P 200 x 300 RPVC 11014
U 400 x 600 SAV 11015
U 400 x 600 RPVC 11016




P 200 x 300 SAV 11031
P 200 x 300 RPVC 11032
U 400 x 600 SAV 11033
U 400 x 600 RPVC 11034



P 200 x 300 SAV 11017
P 200 x 300 RPVC 11018
U 400 x 600 SAV 11019
U 400 x 600 RPVC 11020



P 200 x 300 SAV 11035
P 200 x 300 RPVC 11036
U 400 x 600 SAV 11037
U 400 x 600 RPVC 11038



P 200 x 300 SAV 11029
P 200 x 300 RPVC 11030



N 300 x 100 SAV 11081
N 300 x 100 RPVC 11082
X 600 x 200 SAV 11083
X 600 x 200 RPVC 11084



X 600 x 200 RPVC 12564




P 200 x 300 SAV 14431
P 200 x 300 RPVC 14432
P 200 x 300 PVC 0753




P 100 x 150 PVC 0755



P 200 x 300 PVC 0750



P 100 x 150 PVC 0763




P 200 x 300 PVC 0761




N 300 x 100 SAV 11093
N 300 x 100 RPVC 11094



X 600 x 200 RPVC 12563




P 200 x 300 PVC 0758




P 100 x 150 PVC 0760




P 200 x 300 PVC 0784




P 200 x 300 SAV 11027
P 200 x 300 RPVC 11028



P 200 x 300 PVC 0785



P 150 x 200 PVC 0762



P 150 x 200 PVC 0751




P 200 x 300 RPVC 13999




P 200 x 300 PVC 1153




P 200 x 300 PVC 0764




P 200 x 300 PVC 0786




P 200 x 300 PVC 0756




P 150 x 200 PVC 0754



Y 600 x 450 SAV 11129
Y 600 x 450 RPVC 11130



P 150 x 200 PVC 0765




P 150 x 200 PVC 0757



L 200 x 50 PVC 5101



L 200 x 50 PVC 5100



P 150 x 200 PVC 0759

Chemical Safety



P 200 x 300 PVC 0854



P 200 x 300 PVC 0866



P 200 x 300 SAV 11145
P 200 x 300 RPVC 11146
U 400 x 600 SAV 11147
U 400 x 600 RPVC 11148



P 200 x 300 PVC 0858



P 150 x 200 PVC 0863



P 150 x 200 PVC 0867



P 100 x 150 PVC 0864



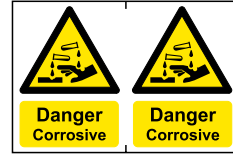
P 100 x 100 PVC 0801



P 200 x 300 PVC 0865



P 200 x 300 PVC 0872



P 150 x 200 PVC 0855



P 150 x 200 PVC 0873



N 300 x 100 SAV 11199
N 300 x 100 RPVC 11200
X 600 x 200 SAV 11201
X 600 x 200 RPVC 11202



N 300 x 100 SAV 11203
N 300 x 100 RPVC 11204
X 600 x 200 SAV 11205
X 600 x 200 RPVC 11206



P 200 x 300 PVC 0856



P 200 x 300 PVC 0859



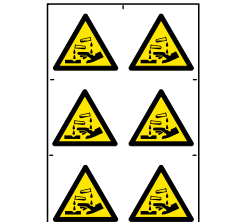
P 100 x 150 PVC 0868



P 100 x 150 PVC 0874



P 200 x 300 SAV 11171
P 200 x 300 RPVC 11172



P 100 x 100 PVC 0800




P 200 x 300 SAV 11169
P 200 x 300 RPVC 11170



P 200 x 300 SAV 11167
P 200 x 300 RPVC 11168



P 200 x 300 PVC 0871



P 100 x 150 PVC 0852



P 200 x 300 PVC 0853



P 150 x 200 PVC 0851



P 200 x 300 PVC 0861



P 200 x 300 PVC 0860



P 200 x 300 PVC 0870



P 200 x 300 SAV 11165
P 200 x 300 RPVC 11166



We can produce signs to suit your exact specification, including adding your company branding or details.

Please contact the sales office for more information.

Hazard Warning Signs

Flammable and Gaseous




P 200 x 300 PVC 0904



P 100 x 150 PVC 0906




P 200 x 300 PVC 0910



P 100 x 150 PVC 0912



P 200 x 300 PVC 0907



P 100 x 150 PVC 0909



P 200 x 300 PVC 0901



P 100 x 150 PVC 0903



P 200 x 300 SAV 11173

P 200 x 300 RPVC 11174



P 200 x 300 SAV 11175

P 200 x 300 RPVC 11176



P 200 x 300 SAV 11177

P 200 x 300 RPVC 11178



P 200 x 300 SAV 11135


P 200 x 300 RPVC 11136

U 400 x 600 SAV 11137

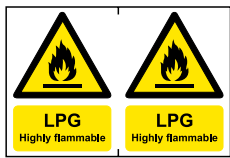
U 400 x 600 RPVC 11138



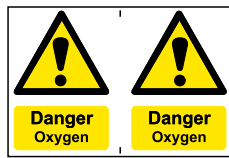
P 150 x 200 PVC 0902



P 150 x 200 PVC 0905



P 150 x 200 PVC 0908



P 150 x 200 PVC 0914



N 300 x 100 SAV 12569

X 600 x 200 RPVC 12568



L 200 x 50 PVC 5107



L 200 x 50 PVC 5104



L 200 x 50 PVC 5106



L 200 x 50 PVC 5103



N 300 x 100 SAV 11187

N 300 x 100 RPVC 11188

X 600 x 200 SAV 11189

X 600 x 200 RPVC 11190



L 200 x 50 PVC 5102



L 200 x 50 PVC 5108



L 200 x 50 PVC 5105



O 300 x 150mm TAK TK30800BSI



O 300 x 150mm TAK TK30803BSI



O 300 x 150mm TAK TK30802BSI




O 300 x 150mm TAK TK30804BSI



O 300 x 150mm TAK TK30806BSI

See page 91 for our full range of Takyle Braille signs.



P 100 x 100 PVC 0802



P 200 x 300 PVC 0913



P 200 x 300 PVC 0900



P 200 x 300 PVC 0915



P 200 x 300 PVC 0916



P 200 x 300 SAV 13408

P 200 x 300 RPVC 13409

CCTV Security

Since 1st March 2000 businesses operating a CCTV system must comply with the Data Protection Act 1998. This means that individuals are able to exercise their rights under the act and **'appropriately sized signs should be placed in and around areas where CCTV cameras are to be located'**. The signs should **'identify the owner/operator of the system and the purpose for which the data may be used'**. If the correct signs are not used, businesses will be in breach of the law and a counter claim may be launched when CCTV evidence is used in a prosecution.



P 200 x 300 SAV 11215
 P 200 x 300 RPVC 11216
 U 400 x 600 SAV 11217
 U 400 x 600 RPVC 11218



F 148 x 210 RPVC 11929
 X 200 x 300 PVC 1311
 X 200 x 300 PVC 3545



P 200 x 300 PVC 1312



Q 300 x 400 SAV 11233
 Q 300 x 400 RPVC 11234



P 300 x 200 PVC 1607



L 200 x 50 PVC 5254



P 200 x 300 PVC 1313



Q 300 x 400 SAV 11231
 Q 300 x 400 RPVC 11232




Q 300 x 400 SAV 11235
 Q 300 x 400 RPVC 11236



Q 300 x 400 SAV 11237
 Q 300 x 400 RPVC 11238

The sign below is supplied with your details printed. **Please remember to supply this information when ordering.**



X 300 x 400mm SAV 13344
 X 300 x 400mm RPVC 13345

Access and Situational Awareness



P 200 x 300 SAV 11157
 P 200 x 300 RPVC 11158
 U 400 x 600 SAV 11159
 U 400 x 600 RPVC 11160



P 200 x 300 SAV 11149
 P 200 x 300 RPVC 11150
 U 400 x 600 SAV 11151
 U 400 x 600 RPVC 11152



P 200 x 300 SAV 11095
 P 200 x 300 RPVC 11096
 U 400 x 600 SAV 11097
 U 400 x 600 RPVC 11098




P 200 x 300 SAV 11099
 P 200 x 300 RPVC 11100
 U 400 x 600 SAV 11101
 U 400 x 600 RPVC 11102



P 200 x 300 SAV 11131
 P 200 x 300 RPVC 11132
 U 400 x 600 SAV 11133
 U 400 x 600 RPVC 11134



P 200 x 300 SAV 11125
 P 200 x 300 RPVC 11126
 U 400 x 600 SAV 11127
 U 400 x 600 RPVC 11128



P 200 x 300 PVC 1112



P 200 x 300 PVC 1111



P 200 x 300 PVC 1150



P 200 x 300 PVC 1104
 U 400 x 600 PVC 4110



P 200 x 300 PVC 0956



X 200 x 300 CRX 12478
 U 400 x 600 PVC 4108



P 200 x 300 PVC 1115



P 200 x 300 PVC 1113



P 200 x 300 PVC 1151



U 400 x 600 PVC 4109



P 200 x 300 PVC 0957



P 200 x 300 PVC 0954
 U 400 x 600 PVC 4101



N 300 x 100 SAV 11207
 N 300 x 100 RPVC 11208
 X 600 x 200 SAV 11209
 X 600 x 200 RPVC 11210



N 300 x 100 SAV 11109
 N 300 x 100 RPVC 11110
 X 600 x 200 SAV 11111
 X 600 x 200 RPVC 11112



N 300 x 100 SAV 11107
 N 300 x 100 RPVC 11108



N 300 x 100 SAV 11183
 N 300 x 100 RPVC 11184
 X 600 x 200 SAV 11185
 X 600 x 200 RPVC 11186



X 600 x 200 RPVC 12567

Hazard Warning Signs

Access and Situational Awareness



P 200 x 300 SAV 11195
 P 200 x 300 RPVC 11196
 U 400 x 600 SAV 11197
 U 400 x 600 RPVC 11198



P 200 x 300 SAV 11113
 P 200 x 300 RPVC 11114
 U 400 x 600 SAV 11115
 U 400 x 600 RPVC 11116



P 200 x 300 RPVC 13998
 P 200 x 300 PVC 1110
 U 400 x 600 RPVC 13955
 U 400 x 600 PVC 4103



P 200 x 300 SAV 11227
 P 200 x 300 RPVC 11228
 U 400 x 600 SAV 11229
 U 400 x 600 RPVC 11230



P 200 x 300 PVC 1200
 U 400 x 600 PVC 4104



P 200 x 300 SAV 11043
 P 200 x 300 RPVC 11044
 U 400 x 600 SAV 11045
 U 400 x 600 RPVC 11046



P 200 x 300 PVC 1155



P 200 x 300 PVC 1152
 U 400 x 600 PVC 4105



P 200 x 300 PVC 1105



P 200 x 300 PVC 1201



P 200 x 300 PVC 1202



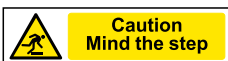
P 200 x 300 PVC 1203
 U 400 x 600 PVC 4106



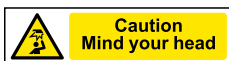
P 200 x 300 PVC 0953
 U 400 x 600 PVC 4100



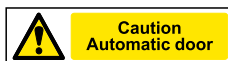
P 200 x 300 PVC 1109



L 200 x 50 PVC 5109



L 200 x 50 PVC 5110



L 200 x 50 PVC 5112



X 600 x 200 RPVC 12562



X 600 x 200 RPVC 12566



X 600 x 200 RPVC 12565



U 600 x 400 SAV 14433
 U 600 x 400 RPVC 14434



U 600 x 400 PVC 4008



U 600 x 400 PVC 4004



U 600 x 400 PVC 4006



* 600 x 450 CRX 12479



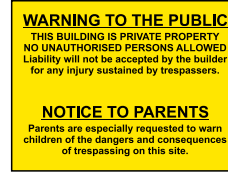
U 600 x 400 PVC 4005
 U 600 x 400 RPVC 13956



N 300 x 100 SAV 12382
 X 600 x 200 RPVC 12381



N 300 x 100 SAV 12380
 X 600 x 200 RPVC 12379



Y 600 x 450 SAV 12402
 Y 600 x 450 RPVC 12403



Y 600 x 450 SAV 11223
 Y 600 x 450 RPVC 11224



Y 600 x 450 SAV 12400
 Y 600 x 450 RPVC 12401



Y 600 x 450 SAV 11225
 Y 600 x 450 RPVC 11226



Y 600 x 450 SAV 11123
 Y 600 x 450 RPVC 11124



Y 600 x 450 SAV 11121
 Y 600 x 450 RPVC 11122

Construction Signs

For our full range of Construction Signs see page 54.





P 200 x 300 PVC 1307
U 400 x 600 PVC 4107



P 200 x 300 PVC 0958



P 200 x 300 PVC 13954



P 200 x 300 RPVC 13962
P 200 x 300 PVC 0958



U 400 x 600 PVC 4102



P 200 x 300 PVC 1103



P 200 x 300 PVC 1100



P 200 x 300 PVC 1102



P 200 x 300 PVC 1306
P 200 x 300 PVC 3540



P 200 x 300 SAV 11057
P 200 x 300 RPVC 11058
U 400 x 600 SAV 11059
U 400 x 600 RPVC 11060



P 200 x 300 SAV 11155
P 200 x 300 RPVC 11156



P 200 x 300 SAV 11153
P 200 x 300 RPVC 11154



P 200 x 300 PVC 0951



P 200 x 300 PVC 1205



P 200 x 300 PVC 1206



P 200 x 300 SAV 13987
P 200 x 300 RPVC 13988



P 200 x 300 PVC 1180



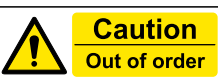
P 200 x 300 SAV 11179
P 200 x 300 RPVC 11180
U 400 x 600 SAV 11181
U 400 x 600 RPVC 11182



P 200 x 300 PVC 1300



P 200 x 300 PVC 1301



N 300 x 100 SAV 11211
N 300 x 100 RPVC 11212
X 600 x 200 SAV 11213
X 600 x 200 RPVC 11214



N 300 x 100 SAV 14435
N 300 x 100 RPVC 14436




L 200 x 50 PVC 5113



L 200 x 50 PVC 5114



C 100 x 100 SAV 11047
C 100 x 100 RPVC 11048
* 200 x 200 SAV 11049
* 200 x 200 RPVC 11050
* 400 x 400 SAV 11051
* 400 x 400 RPVC 11052



P 100 x 100 PVC 0804

Lockout Tagout (LOTO)

A safety procedure used to ensure that equipment deemed dangerous or under maintenance cannot be activated until it is safe to do so.




For further information on Lockout Tagout procedures and products see pages 151 - 182.

Hazard Warning Signs

Temperature



P 200 x 300 PVC 1303



P 100 x 150 PVC 1316



P 150 x 200 PVC 1304



L 200 x 50 PVC 5116



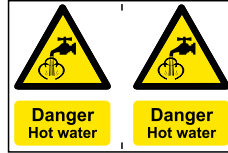
L 200 x 50 PVC 5115




75 x 50 SAV 11161
75 x 50 RPVC 11162



75 x 50 SAV 11163
75 x 50 RPVC 11164



P 150 x 200 PVC 1308



P 150 x 200 PVC 1315



P 200 x 300 PVC 1305



P 100 x 150 PVC 1309

Have you considered?

L 200 x 50mm PVC 5213

L 200 x 50mm PVC 5051

Asbestos



P 200 x 300 SAV 11139
P 200 x 300 RPVC 11140
U 400 x 600 SAV 11141
U 400 x 600 RPVC 11142



P 200 x 300 PVC 1250



P 200 x 300 PVC 1251



P 200 x 300 PVC 1318



N 300 x 100 SAV 11191
N 300 x 100 RPVC 11192
X 600 x 200 SAV 11193
X 600 x 200 RPVC 11194



P 150 x 200 PVC 1317

Find our Asbestos Labels on page 148.



Hospital and Radiology



P 200 x 300 PVC 0822



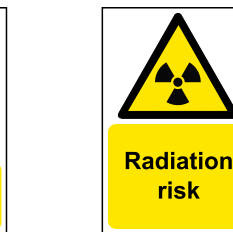
P 200 x 300 PVC 0823



P 200 x 300 PVC 0830



P 200 x 300 PVC 1050



P 200 x 300 SAV 11143
P 200 x 300 RPVC 11144



P 200 x 300 PVC 0829



P 200 x 300 PVC 0828




P 200 x 300 PVC 0827

Can't find what you're looking for?

Contact us for more information on bespoke manufacturing solutions.



P 150 x 200 PVC 1051



P 150 x 200 PVC 1052



P 300 x 200 PVC 0825



P 300 x 200 PVC 0826

Noise



P 200 x 300 **PVC** 1207



P 300 x 200 **PVC** 1209



P 300 x 200 **PVC** 1208



Cleaning



N 300 x 100 **SAV** 11103
N 300 x 100 **RPVC** 11104
X 600 x 200 **SAV** 11105
X 600 x 200 **RPVC** 11106



P 200 x 300 **PVC** 1107



P 200 x 300 **PVC** 1108



P 200 x 300 **PVC** 1310



P 200 x 300 **SAV** 11053
P 200 x 300 **RPVC** 11054
U 400 x 600 **SAV** 11055
U 400 x 600 **RPVC** 11056
Y 600 x 450 **SAV** 11516
Y 600 x 450 **RPVC** 11517



P 200 x 300 **SAV** 11039
P 200 x 300 **RPVC** 11040
U 400 x 600 **SAV** 11041
U 400 x 600 **RPVC** 11042



N 300 x 100 **SAV** 11117
N 300 x 100 **RPVC** 11118
X 600 x 200 **SAV** 11119
X 600 x 200 **RPVC** 11120



P 200 x 300 **PVC** 1114



P 200 x 300 **PVC** 1106



P 200 x 300 **PVC** 0787



L 200 x 50 **PVC** 5111

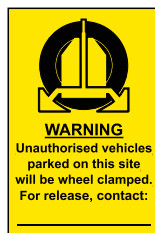
Parking



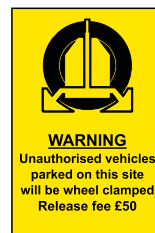
P 300 x 200 **PVC** 3602



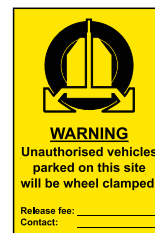
P 300 x 200 **PVC** 3601



P 200 x 300 **PVC** 1620



P 200 x 300 **PVC** 1617



P 200 x 300 **PVC** 1619



P 200 x 300 **SAV** 11219
P 200 x 300 **RPVC** 11220
U 400 x 600 **SAV** 11221
U 400 x 600 **RPVC** 11222

Heavy Duty A-Boards

Available pre-printed with a selection of the most common styles. Our A-Boards are manufactured from heavy duty Polypropylene and fold flat for easy storage.

Did you know that our most popular A-Boards are now available as box deals?

See page 108 for our full range of A-Boards.



Hazard Warning Signs

Agricultural



P 200 x 300 SAV 13798
P 200 x 300 RPVC 13799
U 400 x 600 SAV 13800
U 400 x 600 RPVC 13801



P 200 x 300 SAV 13794
P 200 x 300 RPVC 13795
U 400 x 600 SAV 13796
U 400 x 600 RPVC 13797



P 200 x 300 PVC 1005



P 200 x 300 PVC 13816
* 200 x 300 CRX 13817



P 200 x 300 PVC 13814
* 200 x 300 CRX 13815




P 200 x 300 PVC 13818
* 200 x 300 CRX 13819



P 200 x 300 PVC 13804
* 200 x 300 CRX 13805




P 200 x 300 PVC 13806
* 200 x 300 CRX 13807



P 200 x 300 PVC 13809
* 200 x 300 CRX 13810



P 200 x 300 PVC 13811
* 200 x 300 CRX 13812



P 200 x 300 PVC 13820
* 200 x 300 CRX 13821



P 200 x 300 PVC 1001



P 200 x 300 SAV 13824
P 200 x 300 RPVC 13825



P 200 x 300 SAV 13826
P 200 x 300 RPVC 13827



P 200 x 300 PVC 0950



P 200 x 300 RPVC 13822
* 200 x 300 CRX 13823




P 200 x 300 PVC 0952




P 200 x 300 PVC 13813



P 200 x 300 PVC 0861



P 200 x 300 PVC 0764



P 100 x 150 PVC 13835



P 200 x 300 PVC 1003



P 200 x 300 PVC 1002



P 200 x 300 SAV 11167
P 200 x 300 RPVC 11168




P 200 x 300 PVC 1330



P 200 x 300 PVC 1115



P 200 x 300 SAV 13828
P 200 x 300 RPVC 13829



P 150 x 200 PVC 0955



N 300 x 100 SAV 13831
N 300 x 100 RPVC 13832
X 600 x 200 SAV 13833
X 600 x 200 RPVC 13834



L 200 x 50 PVC 13830



N 300 x 100 SAV 13802
N 300 x 100 RPVC 13803



P 200 x 300 PVC 14911



P 600 x 400 RPVC 14212



P 210 x 148 SAV 14912
P 400 x 600 SAV 14913



Multi-Message Signs



U 600 x 400 PVC 4010



U 600 x 400 PVC 4011



U 600 x 400 PVC 4012



U 600 x 400 PVC 4013



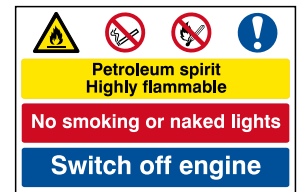
U 600 x 400 PVC 4014



U 600 x 400 PVC 4015



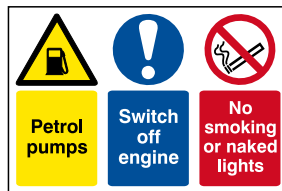
U 600 x 400 PVC 4016



U 600 x 400 PVC 4017



U 600 x 400 PVC 4018



U 600 x 400 PVC 4019



U 600 x 400 PVC 4025



U 600 x 400 PVC 4030



U 600 x 400 PVC 4031

Can't find what you're looking for?

Contact us to see how we can create bespoke Safety Signs to suit your needs.

Need a Site Survey?

By law the correct safety signage should be displayed in the appropriate locations and to current legal standards. A Site Survey is advisable if you are unsure of your legal obligations or have been notified by a regulatory body that your current signage is not adequate.

- Site Surveys identify the signs you need, including size, positioning and materials, as well as any bespoke sign manufacturing service needs.
- Site Surveys also provide advice on ensuring the safety of you and your staff, including Lockout Tagout and Asset Management.

To find out how Site Surveys can help your business please contact our sales team.



SITE SAFETY NOTICE



**Unauthorised entry to
is strictly prohibited**



**WARNING CONSTRUCTION IN
Parents are advised to warn children
of entering construction**



1. All visitors must report to the site office.
2. Permission must be obtained before entering the site.
3. Safety signs and procedures must be observed.
4. Personal protection and safety equipment must be worn.
5. All persons entering this site must comply with the Safety, Health and Welfare at Work Act 1974.



Safety helmets must



Protective footwear must

**View our Site Safety
Signs on page 54.**

Construction and General Signs

Site Safety

Site Safety Composites	54
Build Your Own Site Safety Notice	55
Safety Report Books	55
Site Safety Packs	55

Health and Safety Signs

Fire Extinguisher and Equipment	57
Fire Safety and Safe Condition	57
Prohibition	57
Mandatory	58
Hazard Warning	59

General

Construction and General	60
Site Signs	61
Speed Control	62
Highway / Motorway Maintenance	62
Construction Access	62
Quarry Signs	63
Safety Banners	64

Construction and General

Site Safety Notices

With the numerous dangers found on modern construction site, it has become harder and harder for a Site Safety Manager to effectively demonstrate, through the use of safety signs, the relevant safety procedures and methods of work which is a lawful requirement.

These signs have been specifically designed to provide Safety Managers with the information they need to display on one sign. We can also create a bespoke Site Safety Sign with specific logos or company branding.



✳ 800 x 600mm CRX 12483
 ✳ 800 x 600mm FMX 12461



✳ 800 x 600mm FMX 4550



✳ 800 x 600mm (Irish) FMX 4550-EIRE



✳ 800 x 600mm FMX 4551
 ✳ 800 x 600mm RPVC 12485



✳ 600 x 800mm FMX 4552



✳ 600 x 900mm CRX 14289



✳ 800 x 600mm RPVC 12404



✳ 800 x 600mm RPVC 12405



✳ 800 x 600mm CRX 12482
 ✳ 800 x 600mm FMX 12460



We can brand our Safety Notices with your details.

Contact us to find out more.



Build Your Own - Site Safety Notice



Contains 12 different 300 x 100mm signs, use 8 to create your perfect Site Safety Notice.

Description	Code
Build Your Own - Site Safety Notice RPVC (650 x 650mm)	17332



Safety Report Books

- Accident / Injury Report Book.
- Near Miss Report Book.
- Fire Safety Log Book.

We also stock Report Folders perfect for storage of Accident / Injury Report Forms.



Description	Code
Accident / Injury Report Book	14900
Near Miss Report Book	14884
Fire Safety Log Book	14901
3 Pack	14902
1 x Accident Report Book	
1 x Near Miss Report Book	
1 x Fire Safety Log Book	

See page 100 for Report Book Folders and Permit to Work Forms.

Site Sign Pack - Selection A

Simple, basic selection of 19 ready to retail site signs. Perfect for smaller sites.



PACK CONTENTS

Description	Qty	Code
Accident Report Book	1	14900
All Drivers and Visitors Must Report To Site Office - RPVC (600 x 450mm)	1	11459
Approved Personal Protective Equipment Must Be Worn - PVC (600 x 400mm)	1	4020
Building Site Warning To Public and Parents - PVC (600 x 400mm)	1	4251
Composite Site Safety Notice - FMX (800 x 600mm)	2	4550
Danger Keep Out - RPVC (400 x 600mm)	4	11230
First Aid - RPVC (200 x 300mm)	1	12043
Fire Assembly Point - RPVC (400 x 600mm)	1	12031
Fire Extinguisher - RPVC (300 x 400mm)	1	12329
Health & Safety Law Poster - LAM (420 x 594mm)	1	HSE01
No Smoking - RPVC (400 x 600mm)	2	11813
No Unauthorised Persons Allowed Beyond This Point - RPVC (400 x 600mm)	1	11607
Site Office - RPVC (300 x 100mm)	1	13944
Site Safety Starts Here - RPVC (400 x 300mm)	1	13953

Description	Code
Site Sign Pack - Selection A	17333

Construction and General

Site Sign Pack – Selection B

A comprehensive selection of over 15 safety notices suitable for a wide variety of sites.



PACK CONTENTS

Description	Qty	Code
Accident Report Book	1	14900
All Drivers and Visitors Must Report To Site Office - RPVC (600 x 450mm)	1	11459
Approved Personal Protective Equipment Must Be Worn - PVC (600 x 400mm)	1	4020
Building Site Warning To Public and Parents - PVC (600 x 400mm)	1	4251
'Build Your Own' Site Safety Template - FMX (650 x 650mm)	2	14511
Children Must Not Play On This Site - SAV (300 x 100mm)	2	14303
Construction Site Keep Out - SAV (300 x 100mm)	2	12380
Danger High Voltage - SAV (300 x 100mm)	2	11085
Danger Keep Out - RPVC (400 x 600mm)	4	11230
Danger keep Out - SAV (300 x 100mm)	2	12382
Ear Protection Must Be Worn - SAV (300 x 100mm)	2	11404
Eye Protection Must Be Worn - SAV (300 x 100mm)	2	11396
Fire Assembly Point - RPVC (400 x 600mm)	1	12031
Fire Extinguisher - RPVC (300 x 400mm)	1	12329
First Aid - RPVC (200 x 300mm)	1	12043
Health & Safety Law Poster - LAM (420 x 594mm)	1	HSE01
High Visibility Clothing Must Be Worn In This Area - SAV (300 x 100mm)	2	11688
No Smoking - RPVC (400 x 600mm)	2	11813
No Smoking - SAV (300 x 100mm)	2	11802
No Unauthorised Persons Allowed Beyond This Point - RPVC (400 x 600mm)	1	11607
No Unauthorised Persons Allowed Beyond This Point- SAV (300 x 100mm)	2	11654
Protective Footwear Must Be Worn - SAV (300 x 100mm)	2	11384
Protective Gloves Must Be Worn - SAV (300 x 100mm)	2	11392
Safety Helmets Must Be Worn In This Area - SAV (300 x 100mm)	2	11408
Site Office - RPVC (300 x 100mm)	1	13944
Site Safety Starts Here - RPVC (400 x 300mm)	1	13953

Description	Code
Site Sign Pack - Selection B	17334

Site Sign Pack – Selection C

The complete collection of more than 40 site safety notices. Helping to ensure sites are safety compliant.




PACK CONTENTS

Description	Qty	Code
Accident Report Book	1	14900
All Drivers And Visitors Must Report To Site Office - RPVC (600 x 450mm)	1	11459
Composite Site Safety Notice - FMX (800 x 600mm)	1	4550
Danger Keep Out - RPVC (400 x 600mm)	2	11230
Fire Assembly Point - RPVC (400 x 600mm)	1	12031
First Aid - RPVC (200 x 300mm)	1	12043
No Smoking - RPVC (400 x 600mm)	2	11813
Site Office - RPVC (300 x 100mm)	1	13944

Description	Code
Site Sign Pack - Selection C	17335

Fire Extinguishers and Equipment




WATER

✓ USE ON:
Wood, paper and textiles

✗ NOT FOR:
Live electrical equipment
Flammable liquid fires
Flammable metal fires

* 75 x 200 PVC 1370
B 82 x 202 SAV 12308
B 82 x 202 RPVC 12309




CO₂

✓ USE ON:
Flammable liquids fires
Live electrical equipment

✗ NOT FOR:
Wood, paper and textiles
Flammable metal fires

* 75 x 200 PVC 1372
B 82 x 202 SAV 12310
B 82 x 202 RPVC 12311




FOAM

✓ USE ON:
Wood, paper and textiles
Flammable liquids fires

✗ NOT FOR:
Live electrical equipment
Flammable metal fires


* 75 x 200 PVC 1371
B 82 x 202 SAV 12306
B 82 x 202 RPVC 12307



DRY POWDER


✓ USE ON:
Wood, paper and textiles
Flammable liquids fires
Gasous fires
Live electrical equipment

* 75 x 200 PVC 1373
B 82 x 202 SAV 12304
B 82 x 202 RPVC 12305




Fire point

P 200 x 300 SAV 14001
P 200 x 300 RPVC 14002



Fire point


N 200 x 200 SAV 14514
X 200 x 200 RPVC 14296



Fire alarm


* 200 x 200 SAV 12344
* 200 x 200 RPVC 12345

Fire Safety and Safe Condition




Fire exit

N 300 x 100 SAV 12579
T 400 x 150 SAV 12096
T 400 x 150 RPVC 12097
X 600 x 200 SAV 12098
X 600 x 200 RPVC 12099




Fire exit

N 300 x 100 SAV 12578
T 400 x 150 SAV 12104
T 400 x 150 RPVC 12105
X 600 x 200 SAV 12106
X 600 x 200 RPVC 12107



Fire exit


N 300 x 100 SAV 12581
O 300 x 150 SAV 12128
O 300 x 150 RPVC 12129
* 400 x 200 SAV 12130
* 400 x 200 RPVC 12131
X 600 x 200 RPVC 12580



Your first aiders are


Name	Location

P 200 x 300 SAV 14293
P 200 x 300 RPVC 14515




Fire assembly point

P 300 x 200 SAV 12028
P 300 x 200 RPVC 12029
* 300 x 250 DIB 14013
U 600 x 400 SAV 12030
U 600 x 400 RPVC 12031
* 600 x 450 DIB 14014




Fire exit

N 300 x 100 SAV 12576
T 400 x 150 SAV 12092
T 400 x 150 RPVC 12093
X 600 x 200 SAV 12094
X 600 x 200 RPVC 12095




Fire exit

N 300 x 100 SAV 12577
T 400 x 150 SAV 12000
T 400 x 150 RPVC 12001
X 600 x 200 SAV 12002
X 600 x 200 RPVC 12003



First aid


N 300 x 100 SAV 12050
N 300 x 100 RPVC 12051
X 600 x 200 RPVC 12388



Your First Aider is:


Located at:

N 300 x 100 SAV 14516
X 600 x 200 RPVC 14517




Emergency assembly point

N 300 x 100 SAV 12394
X 600 x 200 RPVC 12393




Drinking water

N 300 x 100 SAV 12038
N 300 x 100 RPVC 12039




Emergency eye wash

N 300 x 100 SAV 12392
X 600 x 200 RPVC 12391




Fire assembly point

N 300 x 100 SAV 12583
X 600 x 200 RPVC 12582




Push bar to open

N 300 x 100 SAV 12138
N 300 x 100 RPVC 12139
* 600 x 100 SAV 12140
* 600 x 100 RPVC 12141
* 600 x 100 PVC 1534




First aid

* 50 x 50 SAV 12366




First aid
First aid for this dept. is available from

N 300 x 100 SAV 12040
N 300 x 100 RPVC 12041



Smoking area

N 300 x 100 SAV 11903
N 300 x 100 RPVC 11904



Your emergency assembly point is

N 300 x 100 SAV 14301
X 600 x 200 RPVC 14286

Prohibition



No smoking

* 150 x 50 SAV 11800
* 150 x 50 RPVC 11801
N 300 x 100 SAV 11802
N 300 x 100 RPVC 11803
X 600 x 200 SAV 11804
X 600 x 200 RPVC 11805



No unauthorised persons allowed beyond this point

N 300 x 100 SAV 11654
N 300 x 100 RPVC 11655
X 600 x 200 SAV 11656
X 600 x 200 RPVC 11657



No smoking

D 100 x 150 SAV 11808
D 100 x 150 RPVC 11809
P 200 x 300 SAV 11810
P 200 x 300 RPVC 11811
U 400 x 600 SAV 11812
U 400 x 600 RPVC 11813



No thoroughfare

C 100 x 100 SAV 11620
C 100 x 100 RPVC 11621
* 200 x 200 SAV 11622
* 200 x 200 RPVC 11623
* 400 x 400 SAV 11624
* 400 x 400 RPVC 11625



Strictly no admittance to unauthorised persons

U 400 x 600 PVC 4052



No exit

N 300 x 100 SAV 11666
N 300 x 100 RPVC 11667
X 600 x 200 SAV 13977
X 600 x 200 RPVC 13978



No parking

N 300 x 100 SAV 11662
N 300 x 100 RPVC 11663
X 600 x 200 SAV 11664
X 600 x 200 RPVC 11665



No parking

P 200 x 300 PVC 0605
U 400 x 600 PVC 4051



Scaffolding incomplete Do not use

U 400 x 600 RPVC 13950



No smoking
It is an offence to smoke or knowingly to permit smoking on these premises

F 148 x 210 SAV 14302
F 148 x 210 RPVC 14769



No cars allowed on site

Y 600 x 450 SAV 11682
Y 600 x 450 RPVC 11683

Construction and General



P 200 x 300 PVC 0618
U 400 x 600 PVC 4055



※ 400 x 600 CRX 12480
U 400 x 600 RPVC 13949



U 600 x 400 PVC 4054



N 300 x 100 SAV 14303
X 600 x 200 RPVC 14288



Mandatory



Y 600 x 450 SAV 11458
Y 600 x 450 RPVC 11459
※ 600 x 450 CRX 12476



※ 600 x 450 CRX 12477



Y 600 x 450 SAV 11450
Y 600 x 450 RPVC 11451



Y 600 x 450 SAV 11412
Y 600 x 450 RPVC 11413



600 x 400 PVC 4020



※ 200 x 300 CRX 12475
P 200 x 300 PVC 0002
U 400 x 600 PVC 4000



P 200 x 300 SAV 11426
P 200 x 300 RPVC 11427
U 400 x 600 SAV 11428
U 400 x 600 RPVC 11429



P 200 x 300 SAV 11434
P 200 x 300 RPVC 11435
U 400 x 600 SAV 11436
U 400 x 600 RPVC 11437



P 300 x 200 PVC 0024
U 600 x 400 PVC 4009



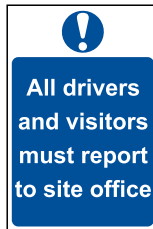
U 600 x 400 RPVC 13952
U 600 x 400 PVC 4001



P 200 x 300 SAV 11446
P 200 x 300 RPVC 11447
U 400 x 600 SAV 11448
U 400 x 600 RPVC 11449



P 200 x 300 RPVC 13963
P 200 x 300 PVC 0255
U 400 x 600 PVC 4003



P 200 x 300 PVC 0251
U 400 x 600 PVC 4002



N 300 x 100 SAV 11408
N 300 x 100 RPVC 11409
X 600 x 200 SAV 11410
X 600 x 200 RPVC 11411



N 300 x 100 SAV 11404
N 300 x 100 RPVC 11405
X 600 x 200 SAV 11406
X 600 x 200 RPVC 11407



P 200 x 300 SAV 14305
P 200 x 300 RPVC 14306



P 200 x 300 SAV 11508
P 200 x 300 RPVC 11509



U 400 x 600 PVC 4007



N 300 x 100 SAV 11384
N 300 x 100 RPVC 11385
X 600 x 200 SAV 11386
X 600 x 200 RPVC 11387



N 300 x 100 SAV 11396
N 300 x 100 RPVC 11397
X 600 x 200 SAV 11398
X 600 x 200 RPVC 11399



C 150 x 200 SAV 13969
P 200 x 300 SAV 11414
P 200 x 300 RPVC 11415
P 200 x 300 PVC 0253
U 400 x 600 SAV 11416
U 400 x 600 RPVC 11417



C 100 x 100 SAV 12574
C 100 x 100 RPVC 14256
H 150 x 150 SAV 11510
H 150 x 150 RPVC 11511
※ 200 x 200 SAV 11512
※ 200 x 200 RPVC 11513
※ 300 x 300 SAV 11514
※ 300 x 300 RPVC 11515



C 100 x 100 SAV 11324
C 100 x 100 RPVC 11325
H 150 x 150 SAV 11326
H 150 x 150 RPVC 11327



N 300 x 100 SAV 11688
N 300 x 100 RPVC 11689



X 600 x 200 RPVC 12385



N 300 x 100 SAV 14295
X 600 x 200 RPVC 14304



N 300 x 100 SAV 14299
X 600 x 200 RPVC 14300

The nerdy bit

Scaffold Tagging System

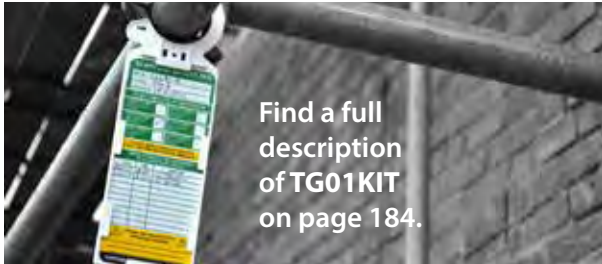
Scaffold must be inspected in the following conditions:

- Following initial erection.
- Following exposure to any weather conditions that could affect its strength or stability.
- Following substantial alteration (addition or subtraction) at regular intervals not exceeding 7 days from previous inspection.

Ensure you provide evidence of your inspections by using appropriate equipment.



TG01KIT



Find a full description of TG01KIT on page 184.


Ladder Tagging System

All ladders should be checked daily and prior to use for any damage, faults or wear and tear. In addition they should be inspected at defined intervals as part of a risk assessment programme.

Use these inserts to manage the identification and safety of ladders and help conform to the Work at Height Regulations 2005. Ensure you provide evidence of your inspections by using appropriate equipment.



TG04KIT



Find a full description of TG04KIT on page 189.

Hazard Warning



P 200 x 300 RPVC 13962
P 200 x 300 PVC 0958



U 400 x 600 PVC 4102



P 200 x 300 PVC 13954



P 200 x 300 SAV 11177
P 200 x 300 RPVC 11178



N 300 x 100 SAV 12382
X 600 x 200 RPVC 12381



N 300 x 100 SAV 12380
X 600 x 200 RPVC 12379



✱ 600 x 450 CRX 12479



U 600 x 400 PVC 4005
U 600 x 400 RPVC 13956



U 600 x 400 PVC 4004



P 300 x 200 RPVC 14020



Y 600 x 450 SAV 12400
Y 600 x 450 RPVC 12401



X 600 x 200 RPVC 12564



X 600 x 200 RPVC 12563



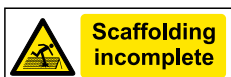
X 600 x 200 RPVC 12566



N 300 x 100 SAV 14878
X 600 x 200 RPVC 14294



X 600 x 200 RPVC 12565



X 600 x 200 RPVC 12567



X 600 x 200 RPVC 12562



N 300 x 100 SAV 11085
N 300 x 100 RPVC 11086
X 600 x 200 SAV 11087
X 600 x 200 RPVC 11088



N 300 x 100 SAV 11183
N 300 x 100 RPVC 11184
X 600 x 200 SAV 11185
X 600 x 200 RPVC 11186



N 300 x 100 SAV 12569
X 600 x 200 RPVC 12568

Construction and General

Construction and General



* 125 x 200mm SAV 14307
 * 125 x 200mm RPVC 14308
 * 200 x 250mm SAV 12589
 * 200 x 250mm RPVC 14309



* 125 x 200mm SAV 14310
 * 125 x 200mm RPVC 14311
 * 200 x 250mm SAV 12590
 * 200 x 250mm RPVC 14312



* 125 x 200mm SAV 14313
 * 125 x 200mm RPVC 14314
 * 200 x 250mm SAV 14315
 * 200 x 250mm RPVC 14316



N 300 x 100mm SAV 14437
 N 300 x 100mm RPVC 13947



N 300 x 100mm SAV 14438
 N 300 x 100mm RPVC 13948



N 300 x 100mm SAV 14445
 N 300 x 100mm RPVC 14446



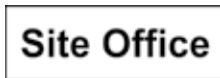
N 300 x 100mm SAV 14439
 N 300 x 100mm RPVC 14440



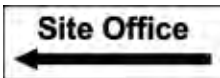
N 300 x 100mm SAV 14441
 N 300 x 100mm RPVC 14442



N 300 x 100mm SAV 14452
 N 300 x 100mm RPVC 14453



N 300 x 100mm SAV 13885
 X 300 x 100mm RPVC 13944
 X 600 x 200mm RPVC 12383



N 300 x 100mm SAV 13887
 N 300 x 100mm RPVC 14443



N 300 x 100mm SAV 13886
 N 300 x 100mm RPVC 14444



N 300 x 100mm SAV 14297
 N 600 x 200mm RPVC 14298



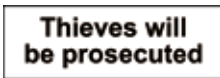
N 300 x 100mm SAV 13882
 N 300 x 100mm RPVC 14447



N 300 x 100mm SAV 13884
 N 300 x 100mm RPVC 14448



N 300 x 100mm SAV 13883
 N 300 x 100mm RPVC 14449



N 300 x 100mm SAV 14450
 N 300 x 100mm RPVC 14451



N 300 x 100mm SAV 14454
 N 300 x 100mm RPVC 13945



N 300 x 100mm SAV 14455
 N 300 x 100mm RPVC 13946



N 300 x 100mm SAV 14456
 N 300 x 100mm RPVC 14457



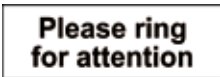
N 300 x 100mm SAV 14458
 N 300 x 100mm RPVC 14459



N 300 x 100mm SAV 14460
 N 300 x 100mm RPVC 14461



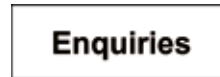
N 300 x 100mm SAV 14462
 N 300 x 100mm RPVC 14463



N 300 x 100mm SAV 14464
 N 300 x 100mm RPVC 14465



N 300 x 100mm SAV 14466
 N 300 x 100mm RPVC 14467



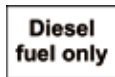
N 300 x 100mm SAV 14468
 N 300 x 100mm RPVC 14469



N 300 x 100mm SAV 14470
 N 300 x 100mm RPVC 14471



N 300 x 100mm SAV 14472
 N 300 x 100mm RPVC 14473



G 150 x 100mm SAV 14474
 G 150 x 100mm RPVC 14475

These signs are manufactured from non-reflective materials and are suitable for use on private land to which the public has no access.



P 300 x 200mm SAV 14476
 P 300 x 200mm RPVC 14477



P 300 x 200mm SAV 14478
 P 300 x 200mm RPVC 14479



P 300 x 200mm SAV 14480
 P 300 x 200mm RPVC 14481



P 300 x 200mm SAV 14482
 P 300 x 200mm RPVC 14483



P 300 x 200mm SAV 14484
 P 300 x 200mm RPVC 14485



P 300 x 200mm SAV 14486
 P 300 x 200mm RPVC 14487



P 300 x 200mm SAV 14488
 P 300 x 200mm RPVC 14489



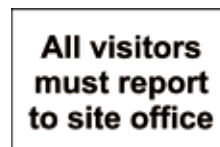
P 300 x 200mm SAV 14490
 P 300 x 200mm RPVC 14491



P 300 x 200mm SAV 14492
 P 300 x 200mm RPVC 14493



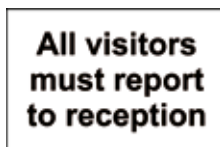
P 300 x 200mm SAV 14494
 P 300 x 200mm RPVC 14495



P 300 x 200mm SAV 14498
 P 300 x 200mm RPVC 14499



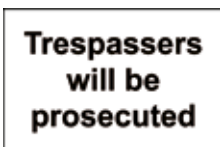
P 200 x 300mm PYC 3521



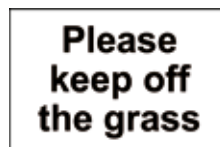
P 300 x 200mm SAV 14506
 P 300 x 200mm RPVC 14507



P 300 x 200mm SAV 14500
 P 300 x 200mm RPVC 14501



P 300 x 200mm SAV 14502
 P 300 x 200mm RPVC 14503



P 300 x 200mm SAV 14504
 P 300 x 200mm RPVC 14505



P 300 x 200mm PVC 3531

Site Signs

Disclaimer Notice
Vehicles and their contents are left here entirely at owner or driver risk. Management do not accept responsibility whatsoever for any loss or damage to vehicles or their contents.

The Management

P 300 x 200 PVC 1659

NOTICE
It is illegal to sell tobacco products to persons under 18

P 300 x 200 PVC 1601

NOTICE
Concealed CCTV cameras operate on these premises

P 300 x 200 PVC 1607

DRUGS
Any person found either possessing, using or distributing any type of drug will be reported to the police and banned from these premises

P 300 x 200 PVC 1604

CAR PARK
Vehicles & contents are left entirely at owner's risk

P 300 x 200 PVC 1609

TRESPASSERS WILL BE PROSECUTED

P 300 x 200 PVC 1651

WARNING
Vehicles parked here without authorisation will be wheel clamped

P 300 x 200 PVC 1610

CUSTOMER PARKING ONLY

P 300 x 200 PVC 1611

PRIVATE PROPERTY KEEP OUT

P 300 x 200 PVC 1652

Site office

P 300 x 200 PVC 1618

SHOPLIFTERS WILL BE PROSECUTED

P 300 x 200 PVC 1653

Please keep this gate shut

P 300 x 200 PVC 13838

THESE PREMISES ARE ALARMED

P 300 x 200 PVC 1654

You must log in before commencing work

P 300 x 200 RPVC 14019

Window Sticker and Vinyl Sign **2 PACK**

NO TOOLS OR EQUIPMENT ARE STORED IN THIS VEHICLE OVERNIGHT

200 x 50 SAV / CLG 5256

WARNING
Concealed CCTV cameras operate on these premises

L 200 x 50 PVC 5254

PLEASE SHUT THE GATE

L 200 x 50 PVC 5250

IMPORTANT - DO NOT LET STRANGERS INTO YOUR HOME
FIRST - CHECK identification - CHECK account number
Gas Account. No: Tel. Account. No:
Electricity Account. No: Water Ac. No:
IF IN DOUBT - KEEP THEM OUT

L 200 x 50 PVC 5255

WARNING
Property at these premises has been security marked and recorded for identification

L 200 x 50 PVC 5253

BEWARE OF THE DOG

L 200 x 50 PVC 5251

KEEP DRIVEWAY CLEAR

L 200 x 50 PVC 5252

Sign for the elderly to write down their utilities account numbers to check callers are genuine.

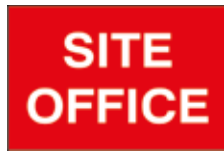


Construction and General

Speed Control



U 600 x 400 PVC 13957



U 600 x 400 PVC 4252



U 600 x 400 PVC 4250



U 600 x 400 PVC 4251



Q 400 x 300 RPVC 13953
U 600 x 400 PVC 4230
U 600 x 400 RPVC 13975



U 600 x 400 PVC 4300



U 600 x 400 PVC 4301



P 600 x 450 RPVC 14508



P 600 x 450 RPVC 14509



* 600 x 400 FMX 4500



* 400 x 400 FMX 4321
* 400 x 400 RPVC 12511



* 400 x 400 FMX 4322
* 400 x 400 RPVC 13920



* 400 x 400 FMX 4323
* 400 x 400 RPVC 13921



* 400 x 400 FMX 4330



* 400 x 400 FMX 4331

Highway / Motorway Maintenance



HIGHWAY MAINTENANCE

- * 600 x 75 SAV 1942
- * 600 x 75 PVC 1943
- * 600 x 75 CLG 1944
- * 600 x 75 MAG 1945
- * 700 x 75 SAV 1946
- * 600 x 300 SAV 1947
- * 1000 x 350 SAV 1948

MOTORWAY MAINTENANCE

- * 600 x 75 SAV 1912
- * 600 x 75 PVC 1913
- * 600 x 75 CLG 1914
- * 600 x 75 MAG 1915
- * 700 x 75 SAV 1916
- * 600 x 300 SAV 1917
- * 890 x 100 SAV 12585
- * 890 x 100 MAG 12586
- * 890 x 100 CLG 12587
- * 1000 x 350 SAV 1918



U 600 x 400 RPVC 14018
U 600 x 400 FMX 14017



U 600 x 400 RPVC 13923
U 600 x 400 FMX 13922



U 600 x 400 RPVC 13925
U 600 x 400 FMX 13924



U 600 x 400 RPVC 13927
U 600 x 400 FMX 13926



U 600 x 400 RPVC 13929
U 600 x 400 FMX 13928



U 600 x 400 RPVC 13937
U 600 x 400 FMX 13936



U 600 x 400 RPVC 13939
U 600 x 400 FMX 13938



U 600 x 400 RPVC 13943
U 600 x 400 FMX 13942



U 600 x 400 RPVC 13980
U 600 x 400 FMX 13979



U 600 x 400 RPVC 13931
U 600 x 400 FMX 13930



U 600 x 400 RPVC 13933
U 600 x 400 FMX 13932



U 600 x 400 RPVC 13935
U 600 x 400 FMX 13934



U 600 x 400 RPVC 13982
U 600 x 400 FMX 13981



U 600 x 400 RPVC 13941
U 600 x 400 FMX 13940



* 600 x 400 FMX 4350

Find our Road Sign Frames and Stanchions on page 78.



* 600 x 400 FMX 4340



* 600 x 400 FMX 4341



* 600 x 400 FMX 4355



* 600 x 400 FMX 4356



* 600 x 400 FMX 4357



* 600 x 400 FMX 4358

Quarry Signs


Under the Quarries Regulations Act 1999, Operators hold responsibility for ensuring adequate measures are taken to safeguard any persons in and around the quarry environment. Keep your quarry site safe by using the correct signage to warn staff and visitors of any potential dangers.



400 x 600mm DIB 17900
400 x 600mm FMX 17917



400 x 600mm DIB 17901
400 x 600mm FMX 17918



400 x 600mm DIB 17902
400 x 600mm FMX 17919



400 x 600mm DIB 17903
400 x 600mm FMX 17920



400 x 600mm DIB 17904
400 x 600mm FMX 17921



400 x 600mm DIB 17905
400 x 600mm FMX 17922



400 x 600mm DIB 17906
400 x 600mm FMX 17923



400 x 600mm DIB 17907
400 x 600mm FMX 17924



600 x 400mm DIB 17908
600 x 400mm FMX 17925



600 x 400mm DIB 17909
600 x 400mm FMX 17926



600 x 400mm DIB 17910
600 x 400mm FMX 17927



600 x 400mm DIB 17911
600 x 400mm FMX 17928



190 x 190mm DIB 17936
190 x 190mm SAV 17937



600 x 400mm DIB 17912
600 x 400mm FMX 17929



600 x 400mm DIB 17913
600 x 400mm FMX 17930



600 x 400mm DIB 17914
600 x 400mm FMX 17931



600 x 400mm DIB 17938
600 x 400mm FMX 17939



600 x 400mm DIB 17915
600 x 400mm FMX 17932



600 x 400mm DIB 17916
600 x 400mm FMX 17933



400 x 70mm DIB 17934



70 x 400mm DIB 17936

Looking for something bespoke?

Contact us for more information.



Construction and General

Safety Banners

Made from durable PVC with Brass eyelets, banner signs are weather proof as well as fire, cold and tear resistant. Purpose made for external construction applications.



* 1200 x 300mm BAN 7101



* 1200 x 300mm BAN 7102



* 1200 x 300mm BAN 7130



* 1200 x 300mm BAN 7131



* 1200 x 300mm BAN 7150



* 1200 x 300mm BAN 7151



* 1200 x 300mm BAN 7152



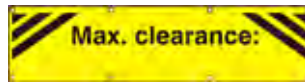
* 1200 x 300mm BAN 7154



* 1200 x 300mm BAN 7155



* 1200 x 300mm BAN 7157



* 1200 x 300mm BAN 7158



* 1200 x 300mm BAN 7200



* 1200 x 300mm BAN 7201



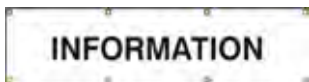
* 1200 x 300mm BAN 7202



* 1200 x 300mm BAN 7203



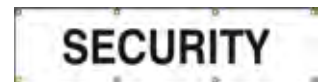
* 1200 x 300mm BAN 7204



* 1200 x 300mm BAN 7205



* 1200 x 300mm BAN 7206



* 1200 x 300mm BAN 7207



* 1200 x 300mm BAN 7208



* 1200 x 300mm BAN 7209



* 1200 x 300mm BAN 7210



* 670 x 1000mm BAN 7300



* 670 x 1000mm BAN 7301



* 670 x 1000mm BAN 7302



* 670 x 1000mm BAN 7303



* 670 x 1000mm BAN 7304

YOUR TEXT HERE

Did you know... we can produce a Custom Sign to suit your exact specification?

Get in touch for more information.



Road and Traffic Signs

CE Marked Permanent Road Signs	67
Permanent Road Signs (Class 2)	68
Supplementary Road Signs	69
Permanent Road Signs	70
Public Notices	70
Road Posts and Caps	71
Post Clips and Fixings	71
Lollipop and Banksman Paddles	71
Miscellaneous Road Sign Fixings	72
Acrylic Linemarkers	72
Stencils	72
Temporary Road Signs (Class 1)	73
Supplementary Plates	73
Q-Signs (Plastic)	75
Roll-Up Signs	76
Non-Reflective Road Signs	77
Road Sign Frames (Stanchions)	78
Highway / Motorway Maintenance	78
Safety Mirrors	78
MOT Signs	79

**All our permanent
road signs are
manufactured and
CE marked to
BS EN 12899-1:2007**

**It is illegal to manufacture
permanent road signs
without this accreditation**

CE

In July 2013 it became law that all manufacturers of permanent road signs must be accredited to BS EN 12899-1:2007 standard and comply to the requirements contained therein. As manufacturers we are fully accredited and can supply permanent road signs legally throughout the UK.

CE Marked Permanent Road Signs

CE These Road Signs conform to the Traffic Signs Regulations and General Directions 2002 and BS EN 12899-1:2001 (which has replaced BS 873 Parts 5 and 6).

Manufactured from Dibond, (a lightweight Aluminium composite) providing excellent strength and durability. Each sign is available with or without channelling on the reverse.

All of our permanent road signs have a Class Reference 2 reflective facing.



* 450 dia. DIB 14021
* 450 dia. DIB 14021-1
* 600 dia. DIB 13045
* 600 dia. DIB 13045-1



* 450 dia. DIB 14022
* 450 dia. DIB 14022-1
* 600 dia. DIB 13046
* 600 dia. DIB 13046-1



* 450 dia. DIB 14023
* 450 dia. DIB 14023-1
* 600 dia. DIB 13047
* 600 dia. DIB 13047-1



* 450 dia. DIB 14024
* 450 dia. DIB 14024-1
* 600 dia. DIB 13048
* 600 dia. DIB 13048-1



* 450 dia. DIB 14025
* 450 dia. DIB 14025-1
* 600 dia. DIB 13049
* 600 dia. DIB 13049-1



* 450 dia. DIB 14026
* 450 dia. DIB 14026-1
* 600 dia. DIB 13050
* 600 dia. DIB 13050-1



* 450 dia. DIB 14027
* 450 dia. DIB 14027-1
* 600 dia. DIB 13051
* 600 dia. DIB 13051-1



* 450 dia. DIB 14028
* 450 dia. DIB 14028-1
* 600 dia. DIB 13052
* 600 dia. DIB 13052-1



* 450 dia. DIB 14797
* 450 dia. DIB 14797-1
* 600 dia. DIB 14798
* 600 dia. DIB 14798-1



* 450 dia. DIB 14799
* 450 dia. DIB 14799-1
* 600 dia. DIB 14800
* 600 dia. DIB 14800-1



* 450 dia. DIB 14031
* 450 dia. DIB 14031-1
* 600 dia. DIB 13055
* 600 dia. DIB 13055-1



* 450 dia. DIB 14801
* 450 dia. DIB 14801-1
* 600 dia. DIB 14802
* 600 dia. DIB 14802-1



* 450 dia. DIB 14029
* 450 dia. DIB 14029-1
* 600 dia. DIB 13053
* 600 dia. DIB 13053-1



* 450 dia. DIB 14032
* 450 dia. DIB 14032-1
* 600 dia. DIB 13056
* 600 dia. DIB 13056-1



* 450 dia. DIB 14709
* 450 dia. DIB 14709-1
* 600 dia. DIB 14710
* 600 dia. DIB 14710-1



* 450 dia. DIB 14711
* 450 dia. DIB 14711-1
* 600 dia. DIB 14712
* 600 dia. DIB 14712-1



* 450 dia. DIB 14713
* 450 dia. DIB 14713-1
* 600 dia. DIB 14714
* 600 dia. DIB 14714-1



* 450 dia. DIB 14030
* 450 dia. DIB 14030-1
* 600 dia. DIB 13054
* 600 dia. DIB 13054-1

Sign Channel Options

Used with clips to attach signs to a post, these signs are available with or without channelling on the reverse.



Codes with the '-1' suffix have no channelling. Eg. 13064 has channel 13061-1 has no channel.

The nerdy bit

Reflective Classifications

There are 2 main types of reflective facing for road signs.

Class Ref 1 is lower grade and is only allowed to be used on temporary road signage.

Class Ref 2 is higher grade and must be used on all permanent road signage.

Road and Traffic Signs

Permanent Road Signs

Manufactured on Dibond plate and available with channel option for post fixing.
High intensity Class Ref 2 facing suitable for public highway.



* 600 dia. DIB 13057
* 600 dia. DIB 13057-1



* 600 dia. DIB 13058
* 600 dia. DIB 13058-1



* 600 dia. DIB 13059
* 600 dia. DIB 13059-1



* 600 dia. DIB 13060
* 600 dia. DIB 13060-1



* 600 dia. DIB 13061
* 600 dia. DIB 13061-1



* 600 dia. DIB 13062
* 600 dia. DIB 13062-1



* 600 dia. DIB 13063
* 600 dia. DIB 13063-1



* 600 dia. DIB 13064
* 600 dia. DIB 13064-1



* 600 tri. DIB 13065
* 600 tri. DIB 13065-1



* 600 tri. DIB 13066
* 600 tri. DIB 13066-1



* 600 tri. DIB 13067
* 600 tri. DIB 13067-1



* 600 tri. DIB 13068
* 600 tri. DIB 13068-1



* 600 tri. DIB 13069
* 600 tri. DIB 13069-1



* 600 tri. DIB 13070
* 600 tri. DIB 13070-1



* 600 tri. DIB 13071
* 600 tri. DIB 13071-1



* 600 tri. DIB 14715
* 600 tri. DIB 14715-1



* 600 tri. DIB 13073
* 600 tri. DIB 13073-1



* 600 tri. DIB 13074
* 600 tri. DIB 13074-1



* 600 tri. DIB 13075
* 600 tri. DIB 13075-1



* 600 tri. DIB 14716
* 600 tri. DIB 14716-1



* 600 tri. DIB 14717
* 600 tri. DIB 14717-1



* 600 tri. DIB 14718
* 600 tri. DIB 14718-1



* 600 tri. DIB 13072
* 600 tri. DIB 13072-1



* 600 tri. DIB 14719
* 600 tri. DIB 14719-1



* 600 tri. DIB 14720
* 600 tri. DIB 14720-1



* 600 tri. DIB 13076
* 600 tri. DIB 13076-1



* 600 tri. DIB 14721
* 600 tri. DIB 14721-1



* 600 tri. DIB 14722
* 600 tri. DIB 14722-1

Material: Dibond

Dibond is an Aluminium composite material made from two lightweight sheets of Aluminium with a solid black thermoplastic core.


Light weight but extremely strong, ideal for outdoor use due to its excellent resistance to adverse weather and zero scrap value.



Material: Aluminium

Aluminium has traditionally been the preferred material for permanent signs due to its light weight, strength and resistance to corrosion.

In recent years the price of Aluminium has increased, making signs much more expensive to buy and replace. Many now consider Dibond as a practical alternative where cost is an important factor.




Material: Zintec

Zintec is a steel sheet that has been electro-coated with Zinc. This coating protects the sign from corrosion.

Due to its light weight Zintec is not as durable as Dibond or Aluminium, this combined with its low cost usually means it is used as temporary signage in a standing frame.

These signs are either riveted into the frame or held using clips (allowing new signs to be fitted as needed).



These signs are available with or without channelling on the reverse.

Codes with the '-1' suffix have no channelling. E.g. 13064 has a channel, 13061-1 has no channel.

Supplementary Road Signs

Permanent Road Signs manufactured on Dibond plate, available with channel option for post fixing. High intensity Class Ref 2 facing suitable for public highway.



* 659 x 188 DIB 14803
* 659 x 188 DIB 14803-1



* 593 x 288 DIB 14044
* 593 x 288 DIB 14044-1



* 879 x 484 DIB 14045
* 879 x 484 DIB 14045-1



* 879 x 484 DIB 14046
* 879 x 484 DIB 14046-1



* 608 x 359 DIB 14047
* 608 x 359 DIB 14047-1



* 659 x 188 DIB 14048
* 659 x 188 DIB 14048-1



* 439 x 188 DIB 14049
* 439 x 188 DIB 14049-1



* 586 x 391 DIB 14050
* 586 x 391 DIB 14050-1



* 780 x 600 DIB 14051
* 780 x 600 DIB 14051-1



* 453 x 375 DIB 14052
* 453 x 375 DIB 14052-1



* 610 x 288 DIB 14053
* 610 x 288 DIB 14053-1



* 610 x 288 DIB 14054
* 610 x 288 DIB 14054-1




Variable Distance

For these supplementary signs please state the distance you require when ordering.



* 764 x 391 DIB 14055
* 764 x 391 DIB 14055-1



* 692 x 188 DIB 14056
* 692 x 188 DIB 14056-1



* 660 x 288 DIB 14644
* 660 x 288 DIB 14644-1



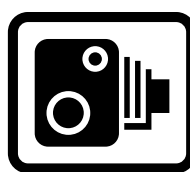
* 310 x 234 DIB 14057
* 310 x 234 DIB 14057-1



* 450 x 600 DIB 14058
* 450 x 600 DIB 14058-1



* 450 x 550 DIB 14059
* 450 x 550 DIB 14059-1



* 350 x 300 DIB 14060
* 350 x 300 DIB 14060-1



* 420 x 720 DIB 14061
* 420 x 720 DIB 14061-1



* 600 x 450 DIB 13077
* 600 x 450 DIB 13077-1



* 600 x 450 DIB 13078
* 600 x 450 DIB 13078-1



* 600 x 450 DIB 13079
* 600 x 450 DIB 13079-1



* 600 x 450 DIB 13080
* 600 x 450 DIB 13080-1



* 600 x 450 DIB 13085
* 600 x 450 DIB 13085-1



* 600 x 450 DIB 13081
* 600 x 450 DIB 13081-1



* 600 x 450 DIB 13082
* 600 x 450 DIB 13082-1




* 600 x 450 DIB 13083
* 600 x 450 DIB 13083-1



* 600 x 450 DIB 13084
* 600 x 450 DIB 13084-1



* 600 x 450 DIB 13086
* 600 x 450 DIB 13086-1



* 600 x 450 DIB 13087
* 600 x 450 DIB 13087-1




* 300 x 450 DIB 13088
* 300 x 450 DIB 13088-1



* 480 x 480 DIB 13091
* 480 x 480 DIB 13091-1



* 480 x 480 DIB 13089
* 480 x 480 DIB 13089-1



* 700 x 800 DIB 13090
* 700 x 800 DIB 13090-1

Road and Traffic Signs

Permanent Road Signs

Permanent Road Signs manufactured on Dibond plate, available with channel option for post fixing. High intensity Class Ref 2 facing suitable for public highway.

 * 600 x 450 DIB 13100 * 600 x 450 DIB 13100-1	 * 600 x 450 DIB 13101 * 600 x 450 DIB 13101-1	 * 600 x 450 DIB 13102 * 600 x 450 DIB 13102-1	 * 600 x 450 DIB 13103 * 600 x 450 DIB 13103-1
 * 600 x 450 DIB 13104 * 600 x 450 DIB 13104-1	 * 600 x 450 DIB 13105 * 600 x 450 DIB 13105-1	 * 600 x 450 DIB 13106 * 600 x 450 DIB 13106-1	 * 600 x 450 DIB 13107 * 600 x 450 DIB 13107-1
 * 600 x 450 DIB 13108 * 600 x 450 DIB 13108-1	 * 600 x 450 DIB 13109 * 600 x 450 DIB 13109-1	 * 600 x 450 DIB 13110 * 600 x 450 DIB 13110-1	 * 600 x 450 DIB 13111 * 600 x 450 DIB 13111-1
 * 600 x 450 DIB 14645 * 600 x 450 DIB 14645-1	 * 600 x 450 DIB 14646 * 600 x 450 DIB 14646-1	 * 320 x 250 DIB 13125 * 320 x 250 DIB 13125-1	 * 320 x 250 DIB 13124 * 320 x 250 DIB 13124-1
 * 600 x 450 DIB 14647 * 600 x 450 DIB 14647-1	 * 360 x 155 DIB 13128 * 360 x 155 DIB 13128-1	 * 320 x 160 DIB 13126 * 320 x 160 DIB 13126-1	 * 320 x 160 DIB 13127 * 320 x 160 DIB 13127-1

The nerdy bit

Sign Channel is a formed strip, welded onto the rear of a sign to provide fixing anchorage for either anti-rotational clamps or banding (with buckles).

Signs come with a suitable number of channel strips, depending on the size of the sign. The larger the sign, the more strips of channel are required.













The channel itself is always welded horizontally across the back of the sign.

See **page 71** for Road Sign fixings.



Public Notices

Permanent Road Signs manufactured on Dibond plate, available with channel option for post fixing. Engineering Grade Class Ref 1 facing suitable for private roads.

 * 600 x 450 DIB 13112 * 600 x 450 DIB 13112-1	 * 600 x 450 DIB 13113 * 600 x 450 DIB 13113-1	 * 600 x 450 DIB 13114 * 600 x 450 DIB 13114-1	 * 600 x 450 DIB 13115 * 600 x 450 DIB 13115-1
 * 600 x 450 DIB 13116 * 600 x 450 DIB 13116-1	 * 600 x 450 DIB 13117 * 600 x 450 DIB 13117-1	 * 600 x 450 DIB 13118 * 600 x 450 DIB 13118-1	 * 600 x 450 DIB 13119 * 600 x 450 DIB 13119-1
 * 600 x 450 DIB 13120 * 600 x 450 DIB 13120-1	 * 600 x 450 DIB 13121 * 600 x 450 DIB 13121-1	 * 600 x 450 DIB 13122 * 600 x 450 DIB 13122-1	 * 600 x 450 DIB 13123 * 600 x 450 DIB 13123-1

Can't find what you're looking for?

Get in touch and see how we can design and manufacture a sign to your specifications.



Road Posts and Caps

To be used with road signs that have channel on the reverse. Manufactured from grey plastic coated steel for excellent durability with standard 76mm (3") diameter. Other sizes available on request.



Description	Code
1.5m Post	13092
1.8m Post	13093
3m Post	13201
Post Cap	13094

Post Clips and Fixings

Anti-rotational post clips slide into the channel on the back of the road sign and fit around the road post. Complete with fixings.



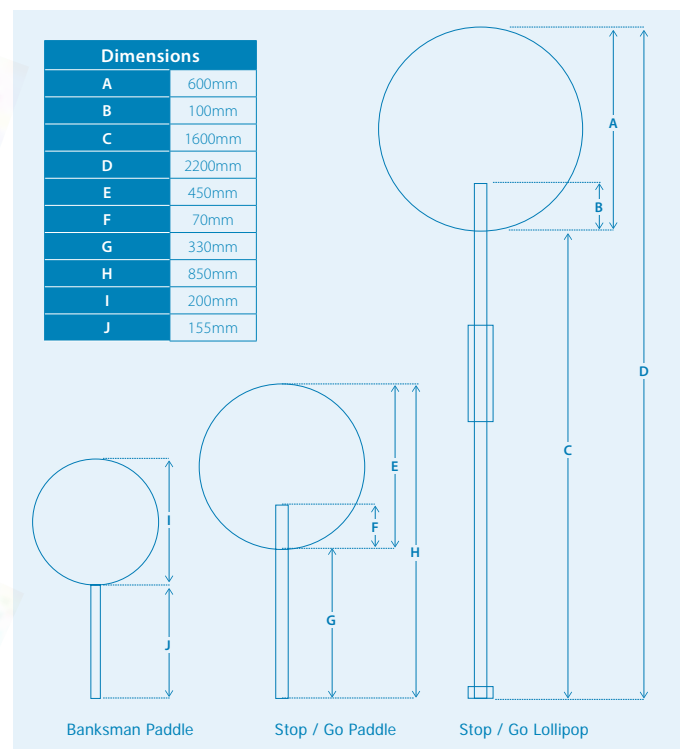
Description	Code
50mm dia. Post Clips (pair)	14654
76mm dia. Post Clips (pair)	13095
89mm dia. Post Clips (pair)	14655
114mm dia. Post Clips (pair)	14656
76mm Back-to-Back Clip	14657

Lollipop Signs and Banksman Paddles

We manufacture a variety of stop and go signs which are ideal for a range of everyday uses such as managing traffic in roadworks or accidents and directing traffic outside of schools. Manufactured from painted galvanised steel tube with Class 1 reflective face. Complete with foam padded handle grip.



Description	Code
Stop / Go Lollipop	14907
Stop Works Lollipop	14908
Stop / Go Paddle	14909
Banksman Paddle	14910




Road and Traffic Signs

Miscellaneous Road Sign Fixings

The channel adaptors fit into the channelling, through which the banding is fed, tightened and fixed with the banding tool and buckles. Banding straps are similar to an oversized hose clip that passes through a buckle and is then tightened using a standard screwdriver.

Description	Code
Channel Adaptors (ea.)	13096
Banding (12mm x 30m)	13097
Banding Buckles (100)	13098
Banding Tool	13099
Banding Straps (pair)	14034



Acrylic Linemarker

Specially designed to produce hard wearing clearly visible lines. Suitable for hand or machine application, indoors and out.

- Ozone friendly
- Xylene free
- Supplied in singles

Description	Code
Yellow	14520
White	14521
Red	14522
Blue	14523
Green	14524
Orange	14525
Black	14526



Stencils

Our stencils are manufactured from a specially modified flexible Polyester. Each is laser-cut for accuracy, with a transparent anti-glare finish and is scratch resistant. If properly cared for, our stencils can be used time and again, making them cost effective.



We also manufacture custom stencils made to your exact requirements. Ideal for creating your own message. Each letter comes on a separate sheet of Polyester - engraved spacer marks on corners allow you to align accurately to the next character. The packs include both A-Z and 0-9.

Contact our sales team today!



25mm	A-Z 0-9	9403	150mm	A-Z 0-9	9410
50mm	A-Z 0-9	9404	150mm	A-Z 0-9	9411
75mm	A-Z 0-9	9405			
100mm	A-Z 0-9	9406			

See our full range of Stencils on page 110.



Temporary Road Signs

Temporary Road Signs are manufactured with Class Ref 1 engineering grade reflective face onto Zintec plate. Each sign is available pre-set into a stanchion (material code ZFM) or as a plain sign (ZIN).



* 600 tri. ZFM 13137
 * 600 tri. ZIN 13137-1
 * 750 tri. ZFM 13138
 * 750 tri. ZIN 13138-1



* 600 tri. ZFM 13129
 * 600 tri. ZIN 13129-1
 * 750 tri. ZFM 13130
 * 750 tri. ZIN 13130-1



* 600 tri. ZFM 13131
 * 600 tri. ZIN 13131-1
 * 750 tri. ZFM 13132
 * 750 tri. ZIN 13132-1



* 600 tri. ZFM 13133
 * 600 tri. ZIN 13133-1
 * 750 tri. ZFM 13134
 * 750 tri. ZIN 13134-1



* 600 tri. ZFM 13135
 * 600 tri. ZIN 13135-1
 * 750 tri. ZFM 13136
 * 750 tri. ZIN 13136-1



* 600 tri. ZFM 13139
 * 600 tri. ZIN 13139-1
 * 750 tri. ZFM 13140
 * 750 tri. ZIN 13140-1



* 600 tri. ZFM 13141
 * 600 tri. ZIN 13141-1
 * 750 tri. ZFM 13142
 * 750 tri. ZIN 13142-1



* 600 tri. ZFM 14561
 * 600 tri. ZIN 14561-1
 * 750 tri. ZFM 14562
 * 750 tri. ZIN 14562-1
 * 750 tri. DIB 14905-1



* 600 tri. ZFM 14804
 * 600 tri. ZIN 14804-1
 * 750 tri. ZFM 14805
 * 750 tri. ZIN 14805-1




* 600 x 600 ZFM 14782
 * 600 x 600 ZIN 14782-1
 * 750 x 750 ZFM 14783
 * 750 x 750 ZIN 14783-1




* 600 x 600 ZFM 14563
 * 600 x 600 ZIN 14563-1
 * 750 x 750 ZFM 14564
 * 750 x 750 ZIN 14564-1



* 600 x 600 ZFM 14565
 * 600 x 600 ZIN 14565-1
 * 750 x 750 ZFM 14566
 * 750 x 750 ZIN 14566-1



* 600 x 600 ZFM 13994
 * 600 x 600 ZIN 13994-1
 * 750 x 750 ZFM 13143
 * 750 x 750 ZIN 13143-1




* 600 x 600 ZFM 14033
 * 600 x 600 ZIN 14033-1
 * 750 x 750 ZFM 13144
 * 750 x 750 ZIN 13144-1



* 600 dia. ZFM 14780
 * 600 dia. ZIN 14780-1
 * 750 dia. ZFM 14781
 * 750 dia. ZIN 14781-1

Supplementary Plates

Supplementary Plates are used to provide more specific information about a temporary hazard. To be used in conjunction with a Temporary Traffic Sign (above) and a stanchion (see page 78). For signs with a distance, please let us know the required number when ordering.



* 685 x 275 ZIN 14733
 * 870 x 300 ZIN 14734



* 685 x 275 ZIN 14735
 * 870 x 300 ZIN 14736



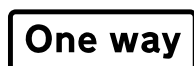
* 685 x 275 ZIN 14737
 * 870 x 300 ZIN 14738



* 685 x 275 ZIN 14739
 * 870 x 300 ZIN 14740



* 685 x 275 ZIN 14741
 * 870 x 300 ZIN 14742




* 685 x 275 ZIN 14743
 * 870 x 300 ZIN 14744



* 685 x 275 ZIN 14745
 * 870 x 300 ZIN 14746



* 685 x 275 ZIN 14747
 * 870 x 300 ZIN 14748




* 685 x 275 ZIN 14761
 * 870 x 300 ZIN 14762



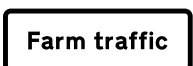
* 685 x 275 ZIN 14753
 * 870 x 300 ZIN 14754




* 685 x 275 ZIN 14755
 * 870 x 300 ZIN 14756



* 685 x 275 ZIN 14917
 * 870 x 300 ZIN 14918



* 685 x 275 ZIN 14757
 * 870 x 300 ZIN 14758



* 685 x 275 ZIN 14759
 * 870 x 300 ZIN 14760

Road and Traffic Signs



- * 600 x 450 ZFM 13145
- * 600 x 450 ZIN 13145-1
- * 1050 x 750 ZFM 13146
- * 1050 x 750 ZIN 13146-1



- * 600 x 450 ZFM 13147
- * 600 x 450 ZIN 13147-1
- * 1050 x 750 ZFM 13148
- * 1050 x 750 ZIN 13148-1



- * 600 x 450 ZFM 13149
- * 600 x 450 ZIN 13149-1
- * 1050 x 750 ZFM 13150
- * 1050 x 750 ZIN 13150-1



- * 600 x 450 ZFM 13151
- * 600 x 450 ZIN 13151-1
- * 1050 x 750 ZFM 13152
- * 1050 x 750 ZIN 13152-1



- * 600 x 450 ZFM 13191
- * 600 x 450 ZIN 13191-1
- * 1050 x 750 ZFM 13192
- * 1050 x 750 ZIN 13192-1



- * 1050 x 750 ZFM 13997
- * 1050 x 750 ZIN 13997-1



- * 600 x 450 ZFM 13155
- * 600 x 450 ZIN 13155-1
- * 1050 x 750 ZFM 13156
- * 1050 x 750 ZIN 13156-1



- * 600 x 450 ZFM 13157
- * 600 x 450 ZIN 13157-1
- * 1050 x 750 ZFM 13158
- * 1050 x 750 ZIN 13158-1



- * 600 x 450 ZFM 13159
- * 600 x 450 ZIN 13159-1
- * 1050 x 750 ZFM 13160
- * 1050 x 750 ZIN 13160-1



- * 600 x 450 ZFM 13185
- * 600 x 450 ZIN 13185-1
- * 1050 x 750 ZFM 13186
- * 1050 x 750 ZIN 13186-1



- * 600 x 450 ZFM 13165
- * 600 x 450 ZIN 13165-1
- * 1050 x 750 ZFM 13166
- * 1050 x 750 ZIN 13166-1



- * 600 x 450 ZFM 13167
- * 600 x 450 ZIN 13167-1
- * 1050 x 750 ZFM 13168
- * 1050 x 750 ZIN 13168-1



- * 600 x 450 ZFM 14003
- * 600 x 450 ZIN 14003-1



- * 600 x 450 ZFM 14723
- * 600 x 450 ZIN 14723-1
- * 1050 x 750 ZFM 14724
- * 1050 x 750 ZIN 14724-1



- * 1050 x 750 ZFM 14004
- * 1050 x 750 ZIN 14004-1



- * 600 x 450 ZFM 13153
- * 600 x 450 ZIN 13153-1
- * 1050 x 750 ZFM 13154
- * 1050 x 750 ZIN 13154-1



- * 600 x 450 ZFM 13161
- * 600 x 450 ZIN 13161-1
- * 1050 x 750 ZFM 13162
- * 1050 x 750 ZIN 13162-1



- * 600 x 450 ZFM 13163
- * 600 x 450 ZIN 13163-1
- * 1050 x 750 ZFM 13164
- * 1050 x 750 ZIN 13164-1



- * 600 x 450 ZFM 13173
- * 600 x 450 ZIN 13173-1
- * 1050 x 750 ZFM 13174
- * 1050 x 750 ZIN 13174-1



- * 600 x 450 ZFM 13187
- * 600 x 450 ZIN 13187-1
- * 1050 x 750 ZFM 13188
- * 1050 x 750 ZIN 13188-1



- * 600 x 450 ZFM 13183
- * 600 x 450 ZIN 13183-1
- * 1050 x 750 ZFM 13184
- * 1050 x 750 ZIN 13184-1



- * 1050 x 450 ZFM 13995
- * 1050 x 450 ZIN 13995-1



- * 600 x 450 ZFM 13181
- * 600 x 450 ZIN 13181-1
- * 1050 x 750 ZFM 13182
- * 1050 x 750 ZIN 13182-1



- * 600 x 450 ZFM 14567
- * 600 x 450 ZIN 14567-1
- * 1050 x 750 ZFM 14568
- * 1050 x 750 ZIN 14568-1



- * 600 x 450 ZFM 13189
- * 600 x 450 ZIN 13189-1
- * 1050 x 750 ZFM 13190
- * 1050 x 750 ZIN 13190-1



- * 600 x 450 ZFM 13993
- * 600 x 450 ZIN 13993-1



- * 600 x 450 ZFM 13179
- * 600 x 450 ZIN 13179-1
- * 1050 x 750 ZFM 13180
- * 1050 x 750 ZIN 13180-1



- * 600 x 450 ZFM 13169
- * 600 x 450 ZIN 13169-1
- * 1050 x 750 ZFM 13170
- * 1050 x 750 ZIN 13170-1



- * 600 x 450 ZFM 13175
- * 600 x 450 ZIN 13175-1
- * 1050 x 750 ZFM 13176
- * 1050 x 750 ZIN 13176-1



- * 600 x 450 ZFM 13193
- * 600 x 450 ZIN 13193-1
- * 1050 x 750 ZFM 13194
- * 1050 x 750 ZIN 13194-1



- * 600 x 450 ZFM 14569
- * 600 x 450 ZIN 14569-1
- * 1050 x 750 ZFM 14570



- * 600 x 450 ZFM 13177
- * 600 x 450 ZIN 13177-1
- * 1050 x 750 ZFM 13178



- * 600 x 450 ZFM 13171
- * 600 x 450 ZIN 13171-1
- * 1050 x 750 ZFM 13172

Pack of 2 faulty traffic light signs, printed on Correx.
420mm x 700mm.
Code: 14571

Q-Signs - Temporary Plastic Road Signs

Q-Signs are manufactured from recycled plastic and come complete with a Class 1 reflective face. Although light they are very strong and are designed to fold away and stack for easy transportation.



* 600 tri. QSN 14164
* 750 tri. QSN 14172



* 600 tri. QSN 14165
* 750 tri. QSN 14173



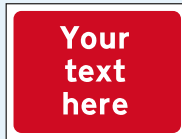
* 600 tri. QSN 14166
* 750 tri. QSN 14174

Need your own text on a Q-sign?

If you require a Q-sign with a specific message, please let us know the details and we will be happy to help.

Colour and size options are shown below.

White Text, Red BG



600 x 450mm
1050 x 450mm
1050 x 750mm

Black Text, Yellow BG



1050 x 450mm
1050 x 750mm



* 600 x 450 QSN 14169



* 600 x 450 QSN 14170



* 600 x 450 QSN 14171



* 600 dia. QSN 14168
* 750 dia. QSN 14176



* 600 dia. QSN 14167
* 750 dia. QSN 14175



We can manufacture bespoke Road Signs to meet your specification.

Contact us for more information.



This symbol indicates the sign has a moving part. For instance the sign above has an arrow that can be turned either way.



* 1050 x 750 QSN 14855



* 1050 x 750 QSN 14856



* 1050 x 750 QSN 14857



* 1050 x 750 QSN 14858



* 1050 x 750 QSN 14859



* 1050 x 750 QSN 14854



* 600 x 450 QSN 14862



* 600 x 450 QSN 14863



* 600 x 450 QSN 14864



* 1050 x 750 QSN 14871



* 1050 x 750 QSN 14869



* 600 x 450 QSN 14865



* 600 x 450 QSN 14866



* 1050 x 750 QSN 14867



* 1050 x 750 QSN 14868



* 1050 x 750 QSN 14870



* 1050 x 450 QSN 14860



* 1050 x 450 QSN 14861



* 1050 x 450 QSN 14872



* 1050 x 450 QSN 14873



* 1050 x 450 QSN 14874



* 1050 x 450 QSN 14875

Please allow 5 - 7 working days for delivery of these products.

Road and Traffic Signs

Roll-Up Signs

These Roll-Up Road Signs fully comply with all appropriate regulations for Temporary Road Signs.



- Quick to install.
- Lightweight, foldable for ease of storage and transport.
- Standard grade reflective face.
- Supplementary Plates are interchangeable.



* 600 tri. CRU 14119
* 750 tri. CRU 14120



Tree cutting

* 600 tri. CRU 14125
* 750 tri. CRU 14126



Surveying

* 600 tri. CRU 14127
* 750 tri. CRU 14128




Grass cutting

* 600 tri. CRU 14572
* 750 tri. CRU 14573



End

* 600 tri. CRU 14129
* 750 tri. CRU 14130



* 600 tri. CRU 14121
* 750 tri. CRU 14122



* 600 tri. CRU 14123
* 750 tri. CRU 14124



* 600 dia. CRU 14131
* 750 dia. CRU 14132



* 600 dia. CRU 14133
* 750 dia. CRU 14134



* 600 x 450 CRU 14138



* 1050 x 750 CRU 14139



* 1050 x 750 CRU 14140



* 1050 x 750 CRU 14141



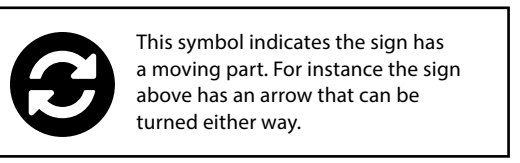
* 600 x 450 CRU 14135



* 600 x 450 CRU 14136



* 600 x 450 CRU 14137



Non-Reflective Road Signs

These signs are manufactured from non-reflective materials and are suitable for private land, work and building sites as well as private access roads.



U 600 x 400 RPVC 13933
 * 600 x 400 FMX 13932
 Y 600 x 450 RPVC 14574



U 600 x 400 RPVC 13935
 * 600 x 400 FMX 13934
 Y 600 x 450 RPVC 14575



U 600 x 400 RPVC 13937
 * 600 x 400 FMX 13936
 Y 600 x 450 RPVC 14576



U 600 x 400 RPVC 13931
 * 600 x 400 FMX 13930
 Y 600 x 450 RPVC 14577



U 600 x 400 RPVC 13923
 * 600 x 400 FMX 13922
 Y 600 x 450 RPVC 14578



U 600 x 400 RPVC 13939
 * 600 x 400 FMX 13938
 Y 600 x 450 RPVC 14579



U 600 x 400 RPVC 13925
 * 600 x 400 FMX 13924
 Y 600 x 450 RPVC 14580



U 600 x 400 RPVC 13941
 * 600 x 400 FMX 13940
 Y 600 x 450 RPVC 14581



U 600 x 400 RPVC 13943
 * 600 x 400 FMX 13942
 Y 600 x 450 RPVC 14582



U 600 x 400 RPVC 13980
 * 600 x 400 FMX 13979
 Y 600 x 450 RPVC 14583



U 600 x 400 RPVC 13982
 * 600 x 400 FMX 13981
 Y 600 x 450 RPVC 14584



U 600 x 400 RPVC 13927
 * 600 x 400 FMX 13926
 Y 600 x 450 RPVC 14585



U 600 x 400 RPVC 13929
 * 600 x 400 FMX 13928
 Y 600 x 450 RPVC 14586



* 600 x 400 FMX 4350
 Y 600 x 450 RPVC 14587



* 600 x 400 FMX 4351
 Y 600 x 450 RPVC 14588



* 600 x 400 FMX 4340
 Y 600 x 450 RPVC 14589



* 600 x 400 FMX 4341
 Y 600 x 450 RPVC 14590



* 600 x 400 FMX 4355
 Y 600 x 450 RPVC 14591



U 600 x 400 RPVC 14592
 * 600 x 400 FMX 14593
 Y 600 x 450 RPVC 14594



U 600 x 400 RPVC 14595
 * 600 x 400 FMX 14596
 Y 600 x 450 RPVC 14597



* 600 x 400 FMX 4356
 Y 600 x 450 RPVC 14598



* 600 x 400 FMX 4357
 Y 600 x 450 RPVC 14599




* 600 x 400 FMX 4358
 Y 600 x 450 RPVC 14600



U 600 x 400 RPVC 14601
 * 600 x 400 FMX 14602
 Y 600 x 450 RPVC 14603



U 600 x 400 RPVC 14806
 * 600 x 400 FMX 14807
 Y 600 x 450 RPVC 14808



* 400 x 400 FMX 4320




* 400 x 400 FMX 4321



* 400 x 400 FMX 4322
 * 400 x 400 RPVC 13920




* 400 x 400 FMX 4323
 * 400 x 400 RPVC 13921



* 400 x 400 FMX 4330



* 400 x 400 FMX 4331



* 400 x 600 FMX 14607



* 400 x 600 FMX 14608



* 400 x 600 FMX 14609



* 400 x 600 FMX 14610



P 600 x 450 RPVC 14508



P 600 x 450 RPVC 14509

Road and Traffic Signs

Road Sign Frames (Stanchions)

Our Road Sign Frames are manufactured from mild steel in a range of standard sizes.

Temporary triangular signs are printed and displayed using these stanchions.

If you require any non-standard sizes please contact our sales office.

Size	Code
600mm Triangle	13195
600mm Triangle with Supplementary Plate	13991
750mm Triangle	13196
750mm Triangle with Supplementary Plate	13990
750 x 750mm	13197
600 x 400mm - Empty	13857
600 x 450mm	13198
600 x 450mm Double Sided	14658
600 x 600mm (overall height 1200mm)	14006
1050 x 450mm	13989
1050 x 750mm	13199
Frame Fixing Clips (Pack of 100)	13200
Frame Fixing Clips (Pack of 10)	14659



HIGHWAY MAINTENANCE

* 600 x 75	SAV	1942
* 600 x 75	PVC	1943
* 600 x 75	CLG	1944
* 600 x 75	MAG	1945
* 700 x 75	SAV	1946
* 600 x 300	SAV	1947
* 1000 x 350	SAV	1948

MOTORWAY MAINTENANCE

* 600 x 75	SAV	1912
* 600 x 75	PVC	1913
* 600 x 75	CLG	1914
* 600 x 75	MAG	1915
* 700 x 75	SAV	1916
* 600 x 300	SAV	1917
* 890 x 100	SAV	12585
* 890 x 100	MAG	12586
* 890 x 100	CLG	12587
* 1000 x 350	SAV	1918

Safety Mirrors



E0209



E0205



E0210

Safety mirrors are easy to install, unbreakable, lightweight and are able to withstand extremes of weather.

The mirrors, frames and packaging are all manufactured in recyclable materials.

Size	Code
600mm Diameter Green Framed Mirror	E0202
400mm Diameter Standard Security Mirror	E0205
600mm Diameter Standard Security Mirror	E0206
500mm Diameter Convex Mirror	E0207
800mm Diameter Convex Mirror	E0208
600 x 400mm Internal Convex Mirror	E0209
225 x 40 x 120mm Forklift 180° Rear Mirror	E0210

MOT Signs

Key range of MOT signs required for all MOT bays. DVSA standard signs that must be displayed by law includes; the 3 triangles logo, MOT parking, test bay and viewing area signs.



625 x 600 RPVC 18500



600 x 200 RPVC 18501



600 x 200 RPVC 18502



600 x 200 RPVC 18503



600 x 200 RPVC 18504



600 x 200 RPVC 18505



600 x 200 RPVC 18506



Remember to display your VT9, VT9A and AE details – why not use one of our handy Snap Frames!

View our full range of Snap Frames on page 126.





View our full range of Permanent Road Signs on page 67.

Mini and Architectural Signs

Health and Safety Signs

Mandatory	82
Prohibition	82
Red Safe Condition	82
Hazard Warning	82
Fire Exit and Safe Condition	83

Metallic Effect

Stainless Steel	83
Polished Gold	84
Chrome Effect	85
Black on Polished Gold	86
Black on Chrome Effect	86

Metal Architectural Signs

Finger Plates	87
Door Sign Discs	87
Door Sign Plates	87

Mini and Architectural Signs

Mandatory



200 x 50 PVC 5000



200 x 50 PVC 5001



200 x 50 PVC 5002



200 x 50 PVC 5003



200 x 50 PVC 5004



200 x 50 PVC 5015



200 x 50 PVC 5016



200 x 50 PVC 5005



200 x 50 PVC 5006



200 x 50 PVC 5007



200 x 50 PVC 5008



200 x 50 PVC 5010



200 x 50 PVC 5009



200 x 50 PVC 5011



200 x 50 PVC 5012



200 x 50 PVC 5013



200 x 50 PVC 5014

Mini Signs (200 x 50mm)

Ideal for areas where space is at a minimum. Commonly used for door signs.

Standard Signs (200 x 300mm)

Approximately A4 in size, used both inside and outside, where signs do not have to be read from distance.

Jumbo Signs (400 x 600mm)

Approximately A2 in size, used where signs need to be read from a distance and therefore require larger text.

Prohibition



200 x 50 PVC 5050



200 x 50 PVC 5051



200 x 50 PVC 5052



200 x 50 PVC 5053



200 x 50 PVC 5054



200 x 50 PVC 5055



200 x 50 PVC 5056



200 x 50 PVC 5057



200 x 50 PVC 5058

Red Safe Condition



200 x 50 PVC 5150



200 x 50 PVC 5152



200 x 50 PVC 5151



200 x 50 PVC 5250



200 x 50 PVC 5251



200 x 50 PVC 5252

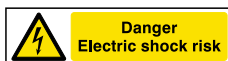


200 x 50 PVC 5253



200 x 50 PVC 5254

Hazard Warning



200 x 50 PVC 5100



200 x 50 PVC 5101



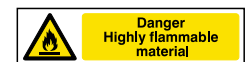
200 x 50 PVC 5102



200 x 50 PVC 5103



200 x 50 PVC 5104



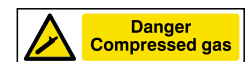
200 x 50 PVC 5105



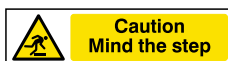
200 x 50 PVC 5106



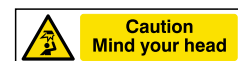
200 x 50 PVC 5107



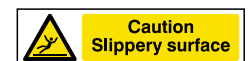
200 x 50 PVC 5108



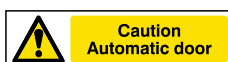
200 x 50 PVC 5109



200 x 50 PVC 5110



200 x 50 PVC 5111



200 x 50 PVC 5112



200 x 50 PVC 5113



200 x 50 PVC 5114



200 x 50 SAV / CLG 5256



200 x 50 PVC 5116



200 x 50 PVC 5115

IMPORTANT - DO NOT LET STRANGERS INTO YOUR HOME FIRST - CHECK identification - CHECK account number
 Gas Account. No: _____ Tel. Account. No: _____
 Electricity Account. No: _____ Water Ac. No: _____
IF IN DOUBT - KEEP THEM OUT

200 x 50 PVC 5255

Sign for the elderly to write down their utilities account numbers to check the caller is genuine.



Mini and Architectural Signs

Fire Exit and Safe Condition



L 200 x 50 PVC 5200



L 200 x 50 PVC 5201



L 200 x 50 PVC 5202



L 200 x 50 PVC 5203



L 200 x 50 PVC 5206



L 200 x 50 PVC 5204*



L 200 x 50 PVC 5205*



L 200 x 50 PVC 5207



L 200 x 50 PVC 5210



L 200 x 50 PVC 5208



L 200 x 50 PVC 5209



L 200 x 50 PVC 5211



L 200 x 50 PVC 5215



L 200 x 50 PVC 5212



L 200 x 50 PVC 5213



L 200 x 50 PVC 5214

*This sign should be accompanied by an appropriate running man symbol.

Our Mini Signs are ideal for use in areas where space constraints make larger signs impractical or unsightly. Manufactured from Self Adhesive PVC, they are quick to fix and are commonly used throughout offices and commercial premises.

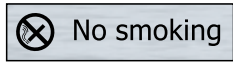
Their small size also makes them ideal for placement near to or on the area or equipment to which they are referring.

If you need a specific message not shown on these pages, please contact our sales office.

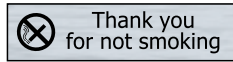
Find our full range of Fire Exit and Safe Condition signs on [page 6](#).

Did you know... we can produce custom signs to your specification, including any relevant logos.
Get in touch for more information.

Stainless Steel Effect



L 200 x 50 SSE 6300



L 200 x 50 SSE 6301



L 200 x 50 SSE 6306



L 200 x 50 SSE 6302



L 200 x 50 SSE 6303



L 200 x 50 SSE 6304



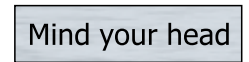
L 200 x 50 SSE 6305



L 200 x 50 SSE 6307



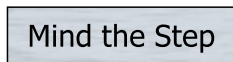
L 200 x 50 SSE 6308



L 200 x 50 SSE 6312



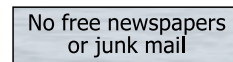
L 200 x 50 SSE 6313



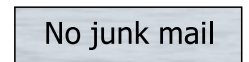
L 200 x 50 SSE 6311



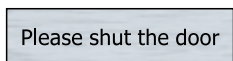
L 200 x 50 SSE 6314



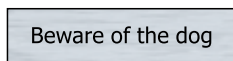
L 200 x 50 SSE 6315



L 200 x 50 SSE 6317



L 200 x 50 SSE 13853



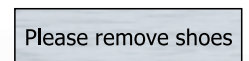
L 200 x 50 SSE 6316



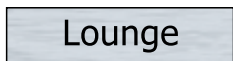
L 200 x 50 SSE 6309



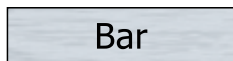
L 200 x 50 SSE 6310



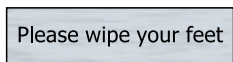
L 200 x 50 SSE 6318



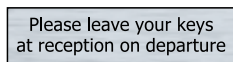
L 200 x 50 SSE 13845



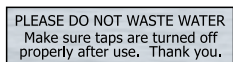
L 200 x 50 SSE 13846



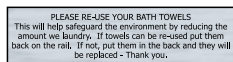
L 200 x 50 SSE 13847



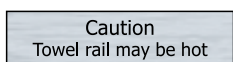
L 200 x 50 SSE 13848



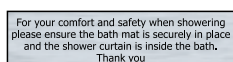
L 200 x 50 SSE 13849



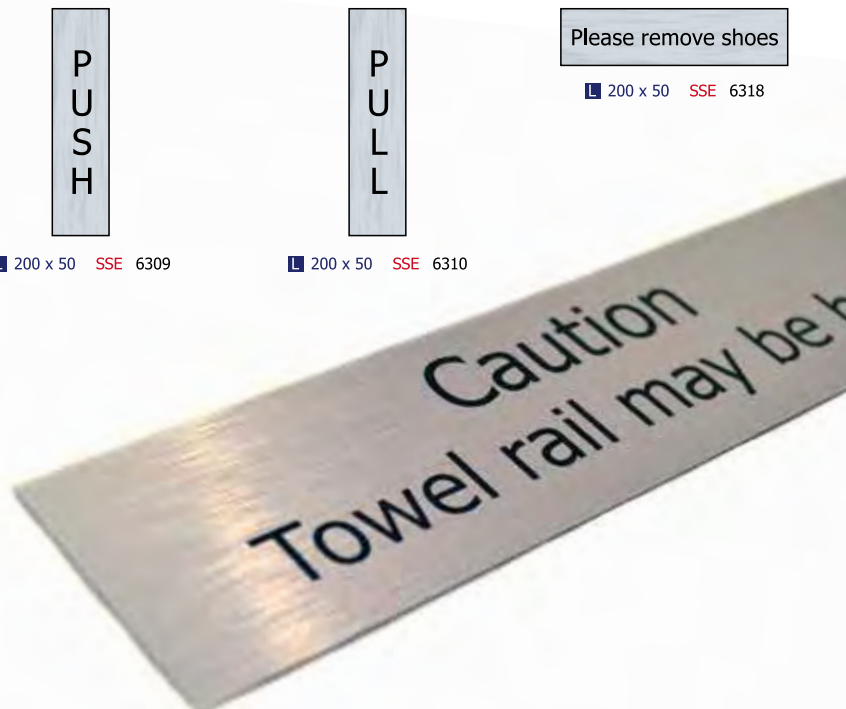
L 200 x 50 SSE 13850



L 200 x 50 SSE 13851



L 200 x 50 SSE 13852



Mini and Architectural Signs

Polished Gold Effect

 No smoking L 200 x 50 POL 6000	 Thank you for not smoking L 200 x 50 POL 6001	 Toilet L 200 x 50 POL 6004	 Ladies L 200 x 50 POL 6002	 Gentlemen L 200 x 50 POL 6003
 Toilet L 200 x 50 POL 6051	 Toilets L 200 x 50 POL 6005	 Rest rooms L 200 x 50 POL 6006	 Office L 200 x 50 POL 6010	 Enquiries L 200 x 50 POL 6011
 Reception L 200 x 50 POL 6008	 Bathroom L 200 x 50 POL 6007	 Waiting room L 200 x 50 POL 6009	 Staff room L 200 x 50 POL 6014	 Manager L 200 x 50 POL 6015
 Personnel L 200 x 50 POL 6053	 Private L 200 x 50 POL 6012	 Staff only L 200 x 50 POL 6013	 Kitchen L 200 x 50 POL 6016	 Dining room L 200 x 50 POL 6035
 Restaurant L 200 x 50 POL 6036	 Conference room L 200 x 50 POL 6054	 Meeting room L 200 x 50 POL 6055	 Please use the back door L 200 x 50 POL 6049	 Guest room L 200 x 50 POL 6045
 Lounge L 200 x 50 POL 6044	 Bar L 200 x 50 POL 6037	 Cloakroom L 200 x 50 POL 6017	 Please wipe your feet L 200 x 50 POL 6022	 Please shut the door L 200 x 50 POL 6020
 Please ring for attention L 200 x 50 POL 6021	 Store room L 200 x 50 POL 6018	 Please keep closed L 200 x 50 POL 6019	 Exit L 200 x 50 POL 6025	 No exit L 200 x 50 POL 6027
 Changing room L 200 x 50 POL 6056	 No entry L 200 x 50 POL 6026	 Entrance L 200 x 50 POL 6024	 BEWARE OF THE DOG L 200 x 50 POL 6050	 → L 200 x 50 POL 6028
 Please switch off mobile phones L 200 x 50 POL 6052	 Locker room L 200 x 50 POL 6057	 Mind the step L 200 x 50 POL 6029	 Please leave your keys at reception on departure L 200 x 50 POL 6038	 No junk mail L 200 x 50 POL 6059
 NO FREE NEWSPAPERS OR JUNK MAIL L 200 x 50 POL 6023	 Mind your head L 200 x 50 POL 6030	 Telephone L 200 x 50 POL 6039	 PLEASE DO NOT WASTE WATER Make sure taps are turned off properly after use - Thank you. L 200 x 50 POL 6042	 Please shut the gate L 200 x 50 POL 6443
 For your comfort and safety when showering please ensure the bath mat is securely in place and the shower curtain is inside the bath - Thank you. L 200 x 50 POL 6040	 CAUTION Towel rail may be hot L 200 x 50 POL 6041	 Pull L 200 x 50 POL 6033	 PULL L 200 x 50 POL 6034	 PUSH L 200 x 50 POL 6032
 Showers L 200 x 50 POL 6058	 Visitors L 200 x 50 POL 6048	 Push L 200 x 50 POL 6031		
 NO HAWKERS L 200 x 50 POL 6046	 PLEASE RE-USE YOUR BATH TOWELS And help us to safeguard the environment by reducing the laundry. If towels can be re-used put them back on the rail. If not, put them in the bath and they will be replaced - Thank you. L 200 x 50 POL 6043	 CALLERS WILL ONLY BE ALLOWED ACCESS IF THEY HAVE AN APPOINTMENT OR BY PRODUCING IDENTIFICATION WHICH WILL BE CHECKED L 200 x 50 POL 6047		



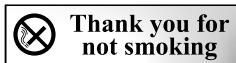
Mini and Architectural Signs

Chrome Effect



No smoking

L 200 x 50 CHR 6000C



Thank you for not smoking

L 200 x 50 CHR 6001C



Toilet

L 200 x 50 CHR 6004C



Ladies

L 200 x 50 CHR 6002C



Gentlemen

L 200 x 50 CHR 6003C



Toilet

L 200 x 50 CHR 6051C



Toilets

L 200 x 50 CHR 6005C



Rest rooms

L 200 x 50 CHR 6006C



Office

L 200 x 50 CHR 6010C



Enquiries

L 200 x 50 CHR 6011C



Reception

L 200 x 50 CHR 6008C



Bathroom

L 200 x 50 CHR 6007C



Waiting room

L 200 x 50 CHR 6009C



Staff room

L 200 x 50 CHR 6014C



Manager

L 200 x 50 CHR 6015C



Personnel

L 200 x 50 CHR 6053C



Private

L 200 x 50 CHR 6012C



Staff only

L 200 x 50 CHR 6013C



Kitchen

L 200 x 50 CHR 6016C



Dining room

L 200 x 50 CHR 6035C



Restaurant

L 200 x 50 CHR 6036C



Conference room

L 200 x 50 CHR 6054C



Meeting room

L 200 x 50 CHR 6055C



Please use the back door

L 200 x 50 CHR 6049C



Guest room

L 200 x 50 CHR 6045C



Lounge

L 200 x 50 CHR 6044C



Bar

L 200 x 50 CHR 6037C



Cloakroom

L 200 x 50 CHR 6017C



Please wipe your feet

L 200 x 50 CHR 6022C



Please shut the door

L 200 x 50 CHR 6020C



Please ring for attention

L 200 x 50 CHR 6021C



Store room

L 200 x 50 CHR 6018C



Please keep closed

L 200 x 50 CHR 6019C



Exit

L 200 x 50 CHR 6025C



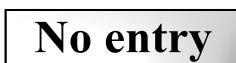
No exit

L 200 x 50 CHR 6027C



Changing room

L 200 x 50 CHR 6056C



No entry

L 200 x 50 CHR 6026C



Entrance

L 200 x 50 CHR 6024C

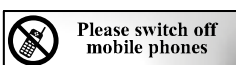


BEWARE OF THE DOG

L 200 x 50 CHR 6050C



L 200 x 50 CHR 6028C



Please switch off mobile phones

L 200 x 50 CHR 6052C



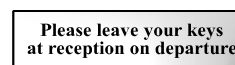
Locker room

L 200 x 50 CHR 6057C



Mind the step

L 200 x 50 CHR 6029C



Please leave your keys at reception on departure

L 200 x 50 CHR 6038C



No junk mail

L 200 x 50 POL 6059C



NO FREE NEWSPAPERS OR JUNK MAIL

L 200 x 50 CHR 6023C



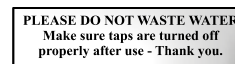
Mind your head

L 200 x 50 CHR 6030C



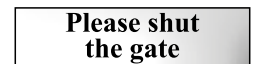
Telephone

L 200 x 50 CHR 6039C



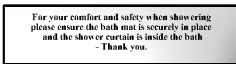
PLEASE DO NOT WASTE WATER
Make sure taps are turned off properly after use - Thank you.

L 200 x 50 CHR 6042C



Please shut the gate

L 200 x 50 CHR 6443C



L 200 x 50 CHR 6040C



CAUTION
Towel rail may be hot

L 200 x 50 CHR 6041C



PULL

L 200 x 50 CHR 6033C



Showers

L 200 x 50 CHR 6058C



Visitors

L 200 x 50 CHR 6048C



PUSH

L 200 x 50 CHR 6031C



PULL

L 200 x 50 CHR 6034C



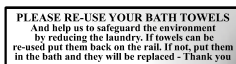
PUSH

L 200 x 50 CHR 6032C



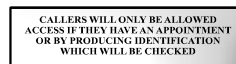
NO HAWKERS

L 200 x 50 CHR 6046C



PLEASE RE-USE YOUR BATH TOWELS
And help us to safeguard the environment by reducing the laundry. If towels can be re-used put them back on the rail. If not, put them in the bath and they will be replaced - Thank you

L 200 x 50 CHR 6043C


























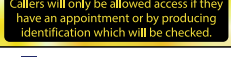


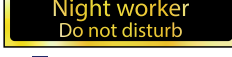

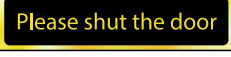










CALLERS WILL ONLY BE ALLOWED ACCESS IF THEY HAVE AN APPOINTMENT OR BY PRODUCING IDENTIFICATION WHICH WILL BE CHECKED






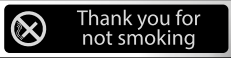









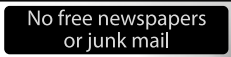









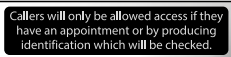


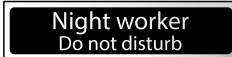

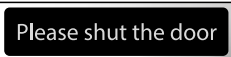








L 200 x 50 CHR 6047C

Mini and Architectural Signs

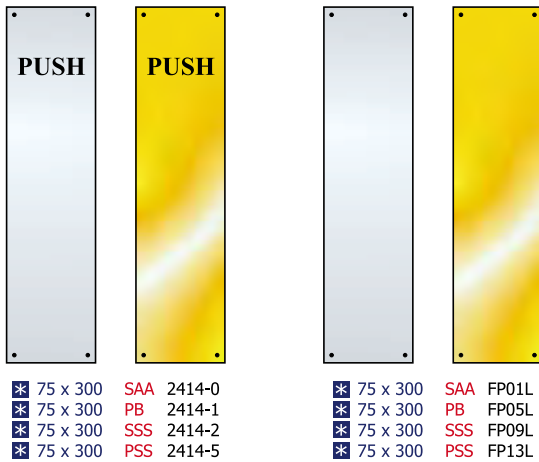
Black on Polished Gold Effect

 L 200 x 50 POL 6400	 L 200 x 50 POL 6403	 L 200 x 50 POL 6404	 L 200 x 50 POL 6402	 L 200 x 50 POL 6405	
 L 200 x 50 POL 6401	 L 200 x 50 POL 6427	 L 200 x 50 POL 6426	 L 200 x 50 POL 6425	 L 200 x 50 POL 6406	
 L 200 x 50 POL 6408	 L 200 x 50 POL 6410	 L 200 x 50 POL 6407	 L 200 x 50 POL 6411	 L 200 x 50 POL 6409	
 L 200 x 50 POL 6424	 L 200 x 50 POL 6429	 L 200 x 50 POL 6413	 L 200 x 50 POL 6414	 L 200 x 50 POL 6415	
 L 200 x 50 POL 6416	 L 200 x 50 POL 6418	 L 200 x 50 POL 6420	 L 200 x 50 POL 6431	 L 200 x 50 POL 6439	
 L 200 x 50 POL 6430	 L 200 x 50 POL 6412	 L 200 x 50 POL 6419	 L 200 x 50 POL 6432	 L 200 x 50 POL 6422	
 L 200 x 50 POL 6428	 L 200 x 50 POL 6433	 L 200 x 50 POL 6434	 L 200 x 50 POL 6436		 L 200 x 50 POL 6423
 L 200 x 50 POL 6437	 L 200 x 50 POL 6438	 L 200 x 50 POL 6441	 L 200 x 50 POL 6442		

Black on Polished Chrome Effect

 L 200 x 50 CHR 6400C	 L 200 x 50 CHR 6403C	 L 200 x 50 CHR 6404C	 L 200 x 50 CHR 6402C	 L 200 x 50 CHR 6405C	
 L 200 x 50 CHR 6401C	 L 200 x 50 CHR 6427C	 L 200 x 50 CHR 6426C	 L 200 x 50 CHR 6425C	 L 200 x 50 CHR 6406C	
 L 200 x 50 CHR 6408C	 L 200 x 50 CHR 6410C	 L 200 x 50 CHR 6407C	 L 200 x 50 CHR 6411C	 L 200 x 50 CHR 6409C	
 L 200 x 50 CHR 6424C	 L 200 x 50 CHR 6429C	 L 200 x 50 CHR 6413C	 L 200 x 50 CHR 6414C	 L 200 x 50 CHR 6415C	
 L 200 x 50 CHR 6416C	 L 200 x 50 CHR 6418C	 L 200 x 50 CHR 6420C	 L 200 x 50 CHR 6431C	 L 200 x 50 POL 6439C	
 L 200 x 50 CHR 6430C	 L 200 x 50 CHR 6412C	 L 200 x 50 CHR 6419C	 L 200 x 50 CHR 6432C	 L 200 x 50 POL 6422C	
 L 200 x 50 CHR 6428C	 L 200 x 50 POL 6433C	 L 200 x 50 POL 6434C	 L 200 x 50 POL 6436C		 L 200 x 50 POL 6423C
 L 200 x 50 POL 6437C	 L 200 x 50 POL 6438C	 L 200 x 50 POL 6441C	 L 200 x 50 POL 6442C		

Finger Plates



* 75 x 300 SAA 2414-0
 * 75 x 300 PB 2414-1
 * 75 x 300 SSS 2414-2
 * 75 x 300 PSS 2414-5

* 75 x 300 SAA FP01L
 * 75 x 300 PB FP05L
 * 75 x 300 SSS FP09L
 * 75 x 300 PSS FP13L

Taktyle Braille Finger Plates

Taktyle finger plate signs are ideal for placing next to entrances or on doors to give both safety and directional information.



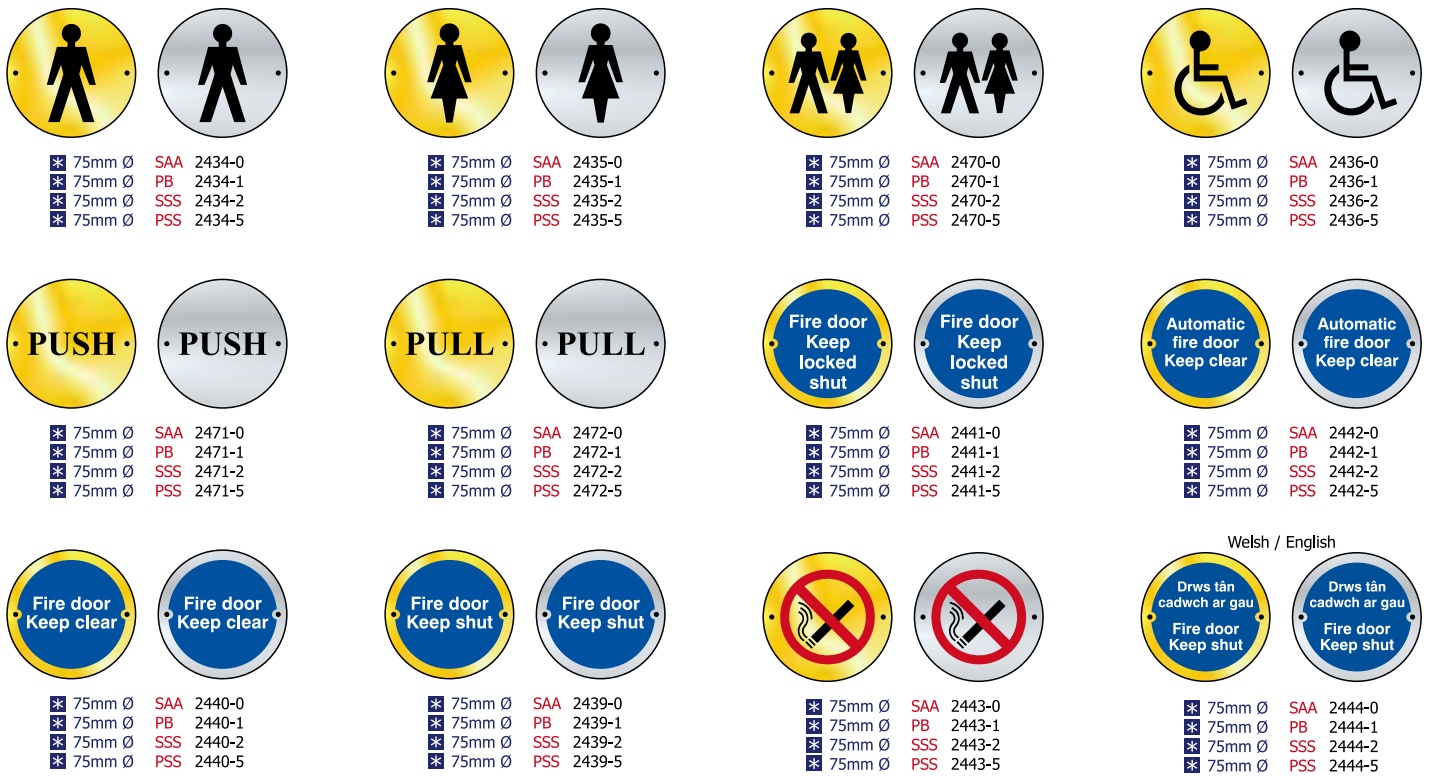
TK5050BSIPH
A 75 x 300 TAKPh

TK5051BSIPH
A 75 x 300 TAKPh

TK5052BSIPH
A 75 x 300 TAKPh

Find our full range of Taktyle Braille signs on page 96.

Door Sign Discs



* 75mm Ø SAA 2434-0
 * 75mm Ø PB 2434-1
 * 75mm Ø SSS 2434-2
 * 75mm Ø PSS 2434-5

* 75mm Ø SAA 2435-0
 * 75mm Ø PB 2435-1
 * 75mm Ø SSS 2435-2
 * 75mm Ø PSS 2435-5

* 75mm Ø SAA 2470-0
 * 75mm Ø PB 2470-1
 * 75mm Ø SSS 2470-2
 * 75mm Ø PSS 2470-5

* 75mm Ø SAA 2436-0
 * 75mm Ø PB 2436-1
 * 75mm Ø SSS 2436-2
 * 75mm Ø PSS 2436-5

* 75mm Ø SAA 2471-0
 * 75mm Ø PB 2471-1
 * 75mm Ø SSS 2471-2
 * 75mm Ø PSS 2471-5

* 75mm Ø SAA 2472-0
 * 75mm Ø PB 2472-1
 * 75mm Ø SSS 2472-2
 * 75mm Ø PSS 2472-5

* 75mm Ø SAA 2441-0
 * 75mm Ø PB 2441-1
 * 75mm Ø SSS 2441-2
 * 75mm Ø PSS 2441-5

* 75mm Ø SAA 2442-0
 * 75mm Ø PB 2442-1
 * 75mm Ø SSS 2442-2
 * 75mm Ø PSS 2442-5

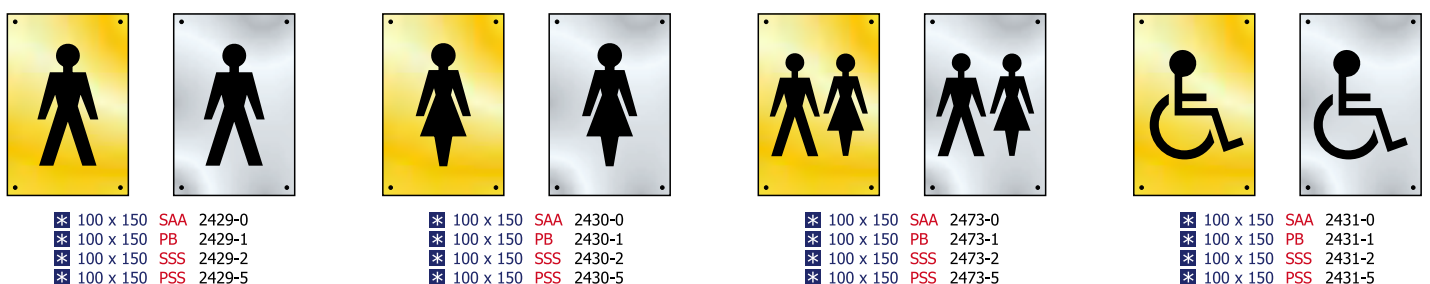
* 75mm Ø SAA 2440-0
 * 75mm Ø PB 2440-1
 * 75mm Ø SSS 2440-2
 * 75mm Ø PSS 2440-5

* 75mm Ø SAA 2439-0
 * 75mm Ø PB 2439-1
 * 75mm Ø SSS 2439-2
 * 75mm Ø PSS 2439-5

* 75mm Ø SAA 2443-0
 * 75mm Ø PB 2443-1
 * 75mm Ø SSS 2443-2
 * 75mm Ø PSS 2443-5

* 75mm Ø SAA 2444-0
 * 75mm Ø PB 2444-1
 * 75mm Ø SSS 2444-2
 * 75mm Ø PSS 2444-5

Door Sign Plates



* 100 x 150 SAA 2429-0
 * 100 x 150 PB 2429-1
 * 100 x 150 SSS 2429-2
 * 100 x 150 PSS 2429-5

* 100 x 150 SAA 2430-0
 * 100 x 150 PB 2430-1
 * 100 x 150 SSS 2430-2
 * 100 x 150 PSS 2430-5

* 100 x 150 SAA 2473-0
 * 100 x 150 PB 2473-1
 * 100 x 150 SSS 2473-2
 * 100 x 150 PSS 2473-5


* 100 x 150 SAA 2431-0
 * 100 x 150 PB 2431-1
 * 100 x 150 SSS 2431-2
 * 100 x 150 PSS 2431-5

View our full range of Lockout Tagout on page 151.



Takyle® Braille Signs

Introduction	90
Fire Exit and Safe Condition Signs	91
Fire Extinguisher and Equipment Signs	91
Prohibition Signs	91
Mandatory Signs	91
Hazard Warning Signs	91
General	92
Takyle Photoluminescent	
Green Safe Condition Signs	96
Red Safe Condition Signs	97
Fire Safety Signs	97
Mandatory Signs	97
Takyle Finger Plates	97
Finger Plates	98



› Signs for the visually impaired

The Taktyle range is a selection of vacuum formed Braille signs for the visually impaired. Taktyle is the leading brand of Braille signs, making them the preferred choice wherever Braille signs are specified.

Taktyle Signs started to operate in 1994 and have worked with the Royal National Institute for the Blind, Centre for Accessible Environments, Sensory Advisory Council, schools for the visually impaired, resource centres and homes for the elderly. The culmination of this has been the production of a 'definitive design' to meet the demands of all these sectors.

- Made from moulded matt finish plastic to prevent reflection.
- Patented locating ring - guides the hand to the centre where the information can easily be found.
- Smooth contour lettering and pictograms.
- Self Adhesive backing for instant fixing.
- One piece die-moulded construction provides high quality at a low cost.
- Light and dark colour backgrounds available to highlight colour contrast of background walls.

› The Disability Discrimination Act 1995 (DDA)

On the 1st October 2004 the Government implemented Part III of the Disability Discrimination Act (DDA).

Part III of the act applies to any person, organisation or entity which is concerned with the provision in the United Kingdom of services (including goods and facilities) to the public or a section of the public.

This will mean that physical adaptations, such as the provision for auxiliary aids such as Braille and embossed signs will now be required and service providers should plan for this implementation now to avoid potentially long lead times.

Fire Exit and Safe Condition



TK0520BSI
W 450 x 150 TAK



TK0531BSI
W 450 x 150 TAK



TK0521BSI
W 450 x 150 TAK



TK0532BSI
W 450 x 150 TAK



TK0522BSI
W 450 x 150 TAK



TK0533BSI
W 450 x 150 TAK



TK0523BSI
W 450 x 150 TAK



TK0534BSI
W 450 x 150 TAK



TK0524BSI
W 450 x 150 TAK



TK0535BSI
W 450 x 150 TAK



TK0525BSI
W 450 x 150 TAK



TK0536BSI
W 450 x 150 TAK



TK0526BSI
W 450 x 150 TAK



TK0537BSI
W 450 x 150 TAK



TK0527BSI
W 450 x 150 TAK



TK0538BSI
W 450 x 150 TAK



TK0120BSI
V 450 x 125 TAK



TK0122BSI
V 450 x 125 TAK



TK0500BSI
O 300 x 150 TAK



TK0530BSI
O 300 x 150 TAK



TK3780BSI
O 300 x 150 TAK



TK0800BSI
I 300 x 150 TAK

Fire Extinguishers and Equipment



TK0902BSI
O 300 x 150 TAK



TK0903BSI
O 300 x 150 TAK



TK0901BSI
H 150 x 150 TAK



TK0900BSI
H 150 x 150 TAK

Prohibition



TK0650BSI
O 300 x 150 TAK



TK0600BSI
O 300 x 150 TAK



TK0653BSI
O 300 x 150 TAK



TK0601BSI
O 300 x 150 TAK



TK0651BSI
O 300 x 150 TAK

Mandatory



TK0201BSI
H 150 x 150 TAK



TK0700BSI
H 150 x 150 TAK



TK0110BSI
H 150 x 150 TAK



TK3807BSI
O 300 x 150 TAK



TK0701BSI
H 150 x 150 TAK

Hazard Warning



TK3800BSI
O 300 x 150 TAK



TK3802BSI
O 300 x 150 TAK



TK3803BSI
O 300 x 150 TAK



TK3806BSI
O 300 x 150 TAK



TK3804BSI
O 300 x 150 TAK

Taktyle Signs



TK0316WHBL
O 300 x 150 TAK



TK0317WHBL
O 300 x 150 TAK



TK2030WHBL
I 225 x 150 TAK



TK2033WHBL
I 225 x 150 TAK



TK0030WHBL
I 225 x 150 TAK



TK0031WHBL
I 225 x 150 TAK



TK0313WHBL
O 300 x 150 TAK



TK2270WHBL
O 300 x 150 TAK



TK0022WHBL
I 225 x 150 TAK



TK2402WHBL
I 225 x 150 TAK



TK2251WHBL
I 225 x 150 TAK



TK2253WHBL
I 225 x 150 TAK



TK0352WHBL
O 300 x 150 TAK



TK0353WHBL
O 300 x 150 TAK



TK2254WHBL
I 225 x 150 TAK



TK2255WHBL
I 225 x 150 TAK



TK2256WHBL
I 225 x 150 TAK



TK2257WHBL
I 225 x 150 TAK



TK2271WHBL
O 300 x 150 TAK



TK2272WHBL
O 300 x 150 TAK



TK0234WHBL
I 225 x 150 TAK



TK2258WHBL
I 225 x 150 TAK



TK0235WHBL
I 225 x 150 TAK



TK0500WHBL
I 225 x 150 TAK



TK2275WHBL
O 300 x 150 TAK



TK2652WHBL
O 300 x 150 TAK



TK0501WHBL
I 225 x 150 TAK



TK0502WHBL
I 225 x 150 TAK



TK0400WHBL
I 225 x 150 TAK



TK2486WHBL
I 225 x 150 TAK



TK2276WHBL
O 300 x 150 TAK



TK2277WHBL
O 300 x 150 TAK



TK2655WHBL
I 225 x 150 TAK



TK0401WHBL
I 225 x 150 TAK



TK2653WHBL
I 225 x 150 TAK



TK2454WHBL
I 225 x 150 TAK



TK3751WHBL
O 300 x 150 TAK



TK3710WHBL
O 300 x 150 TAK



TK3750WHBL
I 225 x 150 TAK



TK0005WHBL
H 150 x 150 TAK



TK0319WHBL
* 100 x 75 TAK



TK0318WHBL
* 100 x 75 TAK



TK2479WHBL
O 300 x 150 TAK



TK0450WHBL
O 300 x 150 TAK



TK2658WHBL
O 300 x 150 TAK



TK2250WHBL
H 150 x 150 TAK



TK2252WHBL
H 150 x 150 TAK



TK2100WHBL
H 150 x 150 TAK



TK2101WHBL
H 150 x 150 TAK



TK2102WHBL
H 150 x 150 TAK



TK2103WHBL
H 150 x 150 TAK



TK2104WHBL
H 150 x 150 TAK



TK2105WHBL
H 150 x 150 TAK



TK2106WHBL
H 150 x 150 TAK



TK2107WHBL
H 150 x 150 TAK



TK2108WHBL
H 150 x 150 TAK



TK2109WHBL
H 150 x 150 TAK



TK2654WHBL
H 300 x 200 TAK



TK2000WHBL
H 150 x 150 TAK



TK2010WHBL
H 150 x 150 TAK



TK2004WHBL
H 150 x 150 TAK



TK2003WHBL
H 150 x 150 TAK



TK2036WHBL
H 150 x 150 TAK



TK0004WHBL
H 150 x 150 TAK



TK2005WHBL
H 150 x 150 TAK



TK2006WHBL
H 150 x 150 TAK



TK0021WHBL
H 150 x 150 TAK



TK2040WHBL
H 150 x 150 TAK



TK2001WHBL
H 150 x 150 TAK



TK2002WHBL
H 150 x 150 TAK



TK2011WHBL
H 150 x 150 TAK



TK2012WHBL
H 150 x 150 TAK



TK2400WHBL
H 150 x 150 TAK



TK2041WHBL
H 150 x 150 TAK



TK2042WHBL
H 150 x 150 TAK



TK0300WHBL
H 150 x 150 TAK



TK0301WHBL
H 150 x 150 TAK



TK2401WHBL
H 150 x 150 TAK



TK2201WHBL
O 300 x 150 TAK



TK2200WHBL
O 300 x 150 TAK



TK2473WHBL
H 150 x 150 TAK



TK2474WHBL
H 150 x 150 TAK



TK2475WHBL
H 150 x 150 TAK



TK0231WHBL
H 150 x 150 TAK



TK0232WHBL
H 150 x 150 TAK



TK2203WHBL
O 300 x 150 TAK



TK2208WHBL
O 300 x 150 TAK



TK0314WHBL
H 150 x 150 TAK



TK0315WHBL
H 150 x 150 TAK



TK0310WHBL
H 150 x 150 TAK



TK0311WHBL
H 150 x 150 TAK



TK0230WHBL
H 150 x 150 TAK



TK2202WHBL
O 300 x 150 TAK



TK2204WHBL
O 300 x 150 TAK



TK2206WHBL
O 300 x 150 TAK



TK2205WHBL
O 300 x 150 TAK



TK2207WHBL
O 300 x 150 TAK



TK3556WHBL
H 150 x 150 TAK



TK2032WHBL
I 225 x 150 TAK



TK2031WHBL
I 225 x 150 TAK



TK0020WHBL
I 150 x 225 TAK



TK0023WHBL
I 150 x 225 TAK



TK0024WHBL
I 150 x 225 TAK



TK0002WHBL
I 150 x 225 TAK



TK0003WHBL
I 150 x 225 TAK



TK0015WHBL
I 150 x 225 TAK



TK0016WHBL
I 150 x 225 TAK



Are you looking for a bespoke Taktyle Braille sign?

As manufacturers we have total control of the production process for our Taktyle Braille signs. If you have a specific request, including custom colours or logos, please give our sales office a call and we will be pleased to help.

Taktile Signs



Way In

TK0316BKWH
300 x 150 TAK



Way Out

TK0317BKWH
300 x 150 TAK



Toilets

TK2030BKWH
225 x 150 TAK



Toilets

TK2033BKWH
225 x 150 TAK



Toilets

TK0030BKWH
225 x 150 TAK



Toilets

TK0031BKWH
225 x 150 TAK



Entrance

TK0313BKWH
300 x 150 TAK



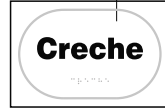
Reception

TK2270BKWH
300 x 150 TAK



Reception

TK0022BKWH
225 x 150 TAK



Creche

TK2402BKWH
225 x 150 TAK



Basement

TK2251BKWH
225 x 150 TAK



Ground

TK2253BKWH
225 x 150 TAK



Main Entrance

TK0352BKWH
300 x 150 TAK



Main Entrance

TK0353BKWH
300 x 150 TAK



First Floor

TK2254BKWH
225 x 150 TAK



Second Floor

TK2255BKWH
225 x 150 TAK



Third Floor

TK2256BKWH
225 x 150 TAK



Fourth Floor

TK2257BKWH
225 x 150 TAK



Reception

TK2271BKWH
300 x 150 TAK



Reception

TK2272BKWH
300 x 150 TAK



Stairs

TK0234BKWH
225 x 150 TAK



Level

TK2258BKWH
225 x 150 TAK



Steps

TK0235BKWH
225 x 150 TAK



Exit

TK0500BKWH
225 x 150 TAK



Enquiries

TK2275BKWH
300 x 150 TAK



Please Ring for Assistance

TK2652BKWH
300 x 150 TAK



Exit

TK0501BKWH
225 x 150 TAK



Exit

TK0502BKWH
225 x 150 TAK



No Entry

TK0400BKWH
225 x 150 TAK



Staff Room

TK2486BKWH
225 x 150 TAK



Enquiries

TK2276BKWH
300 x 150 TAK



Enquiries

TK2277BKWH
300 x 150 TAK



Staff Only

TK2655BKWH
225 x 150 TAK



No Public Access

TK0401BKWH
225 x 150 TAK



Private

TK2653BKWH
225 x 150 TAK



Braille Room

TK2454BKWH
225 x 150 TAK



Press for Exit

TK3751BKWH
300 x 150 TAK



No Admittance

TK3710BKWH
300 x 150 TAK



Alarm Pull Cord

TK3750BKWH
225 x 150 TAK



Person

TK0005BKWH
150 x 150 TAK



Push

TK0319BKWH
100 x 75 TAK



Pull

TK0318BKWH
100 x 75 TAK



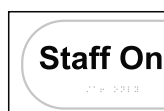
Waiting Room

TK2479BKWH
300 x 150 TAK



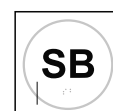
Mind The Step

TK0450BKWH
300 x 150 TAK



Staff Only

TK2658BKWH
300 x 150 TAK



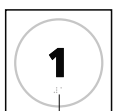
SB

TK2250BKWH
150 x 150 TAK



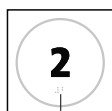
LG

TK2252BKWH
150 x 150 TAK



1

TK2100BKWH
150 x 150 TAK



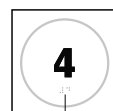
2

TK2101BKWH
150 x 150 TAK



3

TK2102BKWH
150 x 150 TAK



4

TK2103BKWH
150 x 150 TAK



5

TK2104BKWH
150 x 150 TAK



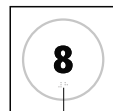
6

TK2105BKWH
150 x 150 TAK



7

TK2106BKWH
150 x 150 TAK



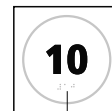
8

TK2107BKWH
150 x 150 TAK



9

TK2108BKWH
150 x 150 TAK



10

TK2109BKWH
150 x 150 TAK



Please ask for assistance

TK2654BKWH
300 x 200 TAK



TK2000BKWH
H 150 x 150 TAK




TK2010BKWH
H 150 x 150 TAK



TK2004BKWH
H 150 x 150 TAK



TK2003BKWH
H 150 x 150 TAK



TK2036BKWH
H 150 x 150 TAK



TK0004BKWH
H 150 x 150 TAK



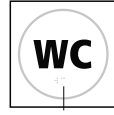
TK2005BKWH
H 150 x 150 TAK



TK2006BKWH
H 150 x 150 TAK



TK0021BKWH
H 150 x 150 TAK



TK2040BKWH
H 150 x 150 TAK



TK2001BKWH
H 150 x 150 TAK



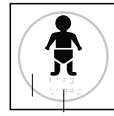
TK2002BKWH
H 150 x 150 TAK



TK2011BKWH
H 150 x 150 TAK



TK2012BKWH
H 150 x 150 TAK




TK2400BKWH
H 150 x 150 TAK




TK2041BKWH
H 150 x 150 TAK



TK2042BKWH
H 150 x 150 TAK



TK0300BKWH
H 150 x 150 TAK



TK0301BKWH
H 150 x 150 TAK



TK2401BKWH
H 150 x 150 TAK



TK2201BKWH
O 300 x 150 TAK



TK2200BKWH
O 300 x 150 TAK




TK2473BKWH
H 150 x 150 TAK




TK2474BKWH
H 150 x 150 TAK



TK2475BKWH
H 150 x 150 TAK



TK0231BKWH
H 150 x 150 TAK



TK0232BKWH
H 150 x 150 TAK



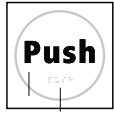
TK2203BKWH
O 300 x 150 TAK



TK2208BKWH
O 300 x 150 TAK



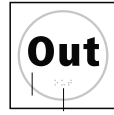
TK0314BKWH
H 150 x 150 TAK




TK0315BKWH
H 150 x 150 TAK



TK0310BKWH
H 150 x 150 TAK



TK0311BKWH
H 150 x 150 TAK



TK0230BKWH
H 150 x 150 TAK



TK2202BKWH
O 300 x 150 TAK



TK2204BKWH
O 300 x 150 TAK



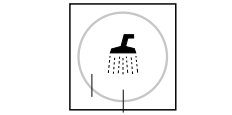
TK2206BKWH
O 300 x 150 TAK



TK2205BKWH
O 300 x 150 TAK



TK2207BKWH
O 300 x 150 TAK



TK3556BKWH
H 150 x 150 TAK



TK2032BKWH
I 225 x 150 TAK



TK2031BKWH
I 225 x 150 TAK

Taktile Braille Hearing Aid Loop



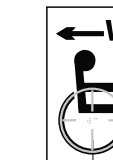
TK2701
H 150 x 150 TAK



TK0020BKWH
I 150 x 225 TAK



TK0023BKWH
I 150 x 225 TAK



TK0024BKWH
I 150 x 225 TAK



TK0002BKWH
I 150 x 225 TAK



TK0003BKWH
I 150 x 225 TAK



TK0015BKWH
I 150 x 225 TAK



TK0016BKWH
I 150 x 225 TAK

Taktyle Signs

Our high intensity photoluminescent Taktyle Braille signs have been tested to DIN 67510 Part 1 - 4 specification, which exceeds international standard for flammability, smoke and toxicity.

These signs are reverse printed on moulded matt finish plastic to prevent reflection. The patented locating ring guides the hand to the centre where the information can easily be found.

The one piece die-moulded construction ensures that the raised lettering and images have smooth contours and do not run the risk of dropping out or being damaged from persistent use.



Example of how our photoluminescent signs react in different lighting conditions.

Safe Condition



TK0531BSIPH
W 450 x 150 TAKPh



TK0532BSIPH
W 450 x 150 TAKPh



TK0533BSIPH
W 450 x 150 TAKPh



TK0534BSIPH
W 450 x 150 TAKPh



TK0535BSIPH
W 450 x 150 TAKPh



TK0536BSIPH
W 450 x 150 TAKPh



TK0537BSIPH
W 450 x 150 TAKPh



TK0538BSIPH
W 450 x 150 TAKPh



TK0520BSIPH
W 450 x 150 TAKPh



TK0521BSIPH
W 450 x 150 TAKPh



TK0522BSIPH
W 450 x 150 TAKPh



TK0523BSIPH
W 450 x 150 TAKPh



TK0524BSIPH
W 450 x 150 TAKPh



TK0525BSIPH
W 450 x 150 TAKPh



TK0526BSIPH
W 450 x 150 TAKPh



TK0527BSIPH
W 450 x 150 TAKPh



TK0530BSIPH
C 300 x 150 TAKPh



TK3780BSIPH
C 300 x 150 TAKPh



TK0500BSIPH
C 300 x 150 TAKPh



TK0800BSIPH
I 150 x 225 TAKPh



TK0120BSIPH
V 450 x 125 TAKPh



TK0122BSIPH
V 450 x 125 TAKPh

The Disability Discrimination Act 1995 (DDA)

For more information regarding the DDA 1995 please refer to page 90.



Fire Safety Signs

The Safety Signs and Signals Regulations 1996 state that non-automatic fire fighting equipment should be marked with an appropriate permanent sign.



TK0902BSIPH
O 300 x 150 TAKPh



TK0903BSIPH
O 300 x 150 TAKPh



TK0901BSIPH
H 150 x 150 TAKPh



TK0900BSIPH
H 150 x 150 TAKPh



Mandatory

These signs convey an action that must be carried out. The 'white on blue' colour scheme is designated by the Safety Signs and Signals Regulations 1996.



TK0700BSIPH
H 150 x 150 TAKPh



TK0110BSIPH
H 150 x 150 TAKPh



TK0701BSIPH
H 150 x 150 TAKPh



TK0201BSIPH
H 150 x 150 TAKPh

Taktype Braille Finger Plates

Taktype finger plate signs are ideal for placing next to entrances or on doors to give both safety and directional information. These finger plates have the added benefit of having a Photoluminescent layer for identification in emergency situations.



TK5050BSIPH
A 75 x 300 TAKPh



TK5051BSIPH
A 75 x 300 TAKPh



TK5052BSIPH
A 75 x 300 TAKPh



TK5053BSIPH
A 75 x 300 TAKPh



TK5054BSIPH
A 75 x 300 TAKPh



TK5055BSIPH
A 75 x 300 TAKPh



TK5056BSIPH
A 75 x 300 TAKPh



TK5057BSIPH
A 75 x 300 TAKPh

Photoluminescent Signs

The visibility of standard emergency signs can often be impaired by poor lighting, smoke or even a lack of power. PSPA Class B material, tested to DIN 67510 Part 1-4, when fully charged will glow for 10+ hours.



Find our Photoluminescent signs on page 11.

Takyle Braille Finger Plates

Takyle finger plate signs are ideal for placing next to entrances or onto doors to give both safety and directional information.

Reverse printed for lasting image quality even when used as a finger plate, the Braille lettering on the sign allows the message to be read by partially sighted persons. Each sign comes with a self adhesive backing for instant fixing.



TK5054BSI
A 75 x 300 TAK



TK5055BSI
A 75 x 300 TAK



TK5052BSI
A 75 x 300 TAK



TK5053BSI
A 75 x 300 TAK



TK5056BSI
A 75 x 300 TAK



TK5057BSI
A 75 x 300 TAK



TK5050BSI
A 75 x 300 TAK



TK5051BSI
A 75 x 300 TAK



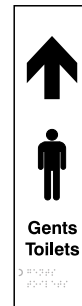
TK5102BSI
A 75 x 300 TAK



TK5103BSI
A 75 x 300 TAK



TK5100BSI
A 75 x 300 TAK



TK5101BSI
A 75 x 300 TAK



TK5000BSI
A 75 x 300 TAK



TK5001BSI
A 75 x 300 TAK



TK5002BSI
A 75 x 300 TAK



TK5003BSI
A 75 x 300 TAK



Need a Site Survey?

By law the correct safety signage should be displayed in the appropriate locations and to current legal standards. A Site Survey is advisable if you are unsure of your legal obligations or have been notified by a regulatory body that your current signage is not adequate.

- Site Surveys identify the signs you need, including size, positioning and materials, as well as any bespoke sign manufacturing service needs.
- Site Surveys also provide advice on ensuring the safety of you and your staff, including Lockout Tagout and Asset Management.

To find out how Site Surveys can help your business please contact our sales team.



Safety Posters, Literature and POS

Accident Report Books	100
Near Miss Report Books	100
Fire Safety Log Books	100
Permit To Work Forms	101
Wall Holders	101
PPE Safety Mirror	102
Rigid Safety Posters	103
Hygiene Safety Posters	104
Workplace and General Safety Posters	104
Health and Safety Posters (HSE)	105

Safety Posters, Literature and POS

Report Books

RIDDOR is the law that requires employers and those in control of work premises to report and keep records of:

- Work-related accidents which cause death.
- Work-related accidents which cause certain serious injuries (reportable injuries).
- Diagnosed cases of certain industrial diseases.
- Certain 'dangerous occurrences' (incidents with the potential to cause harm).



Description	Code
3 Pack - Accident Report Book, Near Miss Book and Fire Log Book	14902



14900



14886

Accident / Injury Report Book and Folder

Every business must record employee and visitor accidents by law. This book is a quick, easy and accurate method for recording these incidents.

- Enables compliance with all requirements of the Social Security Administration Act 1992 and Data Protection Act 1996.
- Holds up to 100 incidents.
- Folder provides secure storage and indexing.
- Folder includes useful guidance notes for completing and storing accident records.

Description	Code
Accident Report Book	14900
Accident Report Book Folder	14886



14884

Near Miss Report Book

A quick, easy and accurate method for recording near misses within the workplace.

- Enables you to be compliant with all requirements of the Social Security Administration Act 1992 and Data Protection Act 1996.
- Holds up to 100 incidents.

Description	Code
Near Miss Report Book	14884



14901

Fire Safety Log Book

The Regulatory Reform (Fire Safety) Order 2005 (FSO) requires that the 'responsible person' for premises should ensure that all fire safety facilities, equipment and devices are maintained in efficient working order and in good repair.

- Keeps critical fire safety information in one place.
- Includes tips on fire extinguishers, emergency lighting, fire doors, fire drills, staff training, and fire alarms.

Description	Code
Fire Safety Log Book	14901

Permit to Work Forms

An integral part of a comprehensive Health and Safety Management system, each permit records hazards and precautions relevant to the specific job.

- Each permit contains three parts - the original plus two carbon copies.
- Card backing insert for separating the carbon copies.
- Supplied in packs of 10 of the same design.

Description	Code
General	14887
Electrical	14888
Confined Spaces	14892
Breaking Lines	14893
Asbestos Alert	14898
Asbestos Present	14897
Excavation	14891
Hazardous Substances	14899
Hot Work	14890
Lifting Equipment	14894
Overhead Cranes	14895
Pressure Testing	14896
Working at Heights	14889



14889



14888



1

2

3



14887

Fire Safety Log Book

- Keeps critical fire safety information in one place.
- Includes tips on fire extinguishers, emergency lighting, fire doors, fire drills, staff training, and fire alarms.
- Easy to use format.



Description	Code
Fire Safety Log Book	13240

Wall Holders

Ensure your accident and fire safety log books are clearly visible and easy to access with the use of these wall holders.



Description	Code
Accident Book Wall Holder	14772
Fire Safety Log Book Holder	14773

Accident Report Book and Folder

By law every business must record accidents involving employees and visitors, this book provides a quick and easy system for recording these incidents.

- Accident Book enables compliance with all requirements of the Social Security Administration Act 1992 and Data Protection Act 1996.
- Holds up to 53 incidents.
- Folder provides secure storage and indexing.
- Folder includes useful guidance notes for completing and storing accident records.



Description	Code
Accident Book	13238
Accident Book Folder	13239

Safety Posters, Literature and POS


PPE Safety Mirrors

PPE Mirrors are designed to encourage staff to check they have the appropriate PPE and that it is fitted correctly before entering the workplace.

Laser cut from Optix Acrylic mirrored sheet, each comes complete with pre-drilled holes, mirror screws and adhesive tape. PPE Mirrors are simple to use as well as being easy to keep clean and maintain.

Our smaller 200 x 300mm mirrors are ideal for installation on any entrance door to the workplace and are available in 3 different designs.

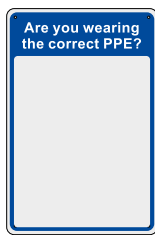
Our larger 400 x 1800mm mirror sets are supplied in 3 pieces and provide a full body view. These mirror sets come complete with a mirror label pack, selection and placement of which can remind users of the appropriate PPE to wear.



300 x 200 18300



300 x 200 18301




300 x 200 18302


Mirror Labels

This pack of 100mm dia. Vinyl labels comes with all 3 part mirror sets below.

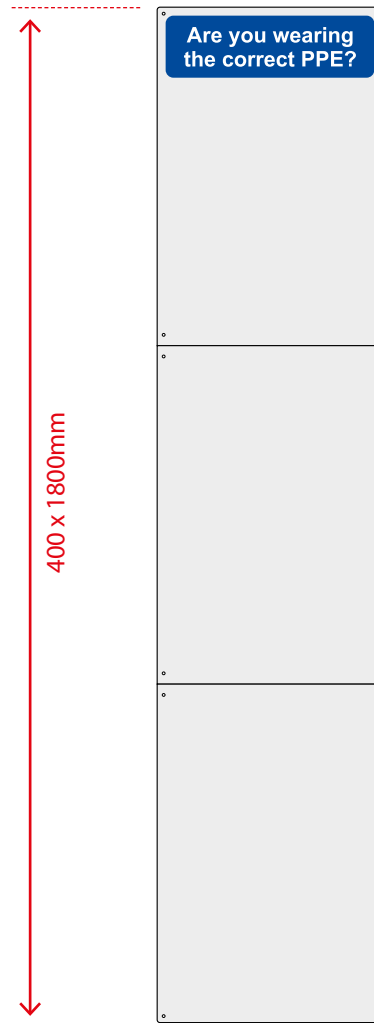
Replacement label packs can also be ordered using code 18306.



400 x 1800 18303



400 x 1800 18304



400 x 1800 18305

400 x 600mm

400 x 1800mm



Mirror sets are supplied with 11 single SAV Safety Symbols to ensure your message is specific to your workplace.

Regulation and Safety Guidance

WHAT YOU NEED TO KNOW

Control of Noise at Work Regulations 2005

Incurable damage to hearing can be caused by exposure to high noise levels. The control of noise at work regulations 2005 call for employers and employees to reduce the risk of damage to hearing at work. Ensure you are familiar with the categories of risk and the actions to be taken.

Employers Must	Full Time	Part Time	Seasonal
Reduce the risk of hearing damage by the lowest reasonably practicable.	✓	✓	✓
Control noise assessments are carried out by a competent person.	✓	✓	✓
Control a report of assessments are kept up-to-date.	✓	✓	✓
Use measures other than ear defenders to reduce exposure to noise.	✓	✓	✓
Provide necessary training, instruction and information on hearing and how to protect it.	✓	✓	✓
Use earplugs or earmuffs when necessary to reduce noise to an acceptable level.	✓	✓	✓
Provide hearing checks when noise assessments indicate a risk of hearing damage.	✓	✓	✓
Provide ear protection for all workers.	✓	✓	✓
Ensure ear protection is used by all those who wear ear protection.	✓	✓	✓
Report any faults or defects found in the ear protection or equipment.	✓	✓	✓

U 400 x 600 RPVC 13364

WHAT YOU NEED TO KNOW

Manual Handling Operations Regulations 1992

These regulations (revised in 1998 and updated in 2004) place duties upon the employer to ensure that employees avoid hazardous manual handling operations so far as reasonably practicable. Employers should assess unavoidable manual handling operations and take steps to reduce the risk of injury from such operations as far as reasonably practicable.

- 1. Assess the load**
Establish if the lift be avoided or if you can use a mechanical aid (such as a hoist or trolley).
- 2. Personal limitations**
Ensure you know what you are doing, where it is to go and its weight. Be aware of awkward angles or unbalanced loads.
- 3. Stance**
If lifting alone face the direction of travel. Stand over the load, feet shoulder width apart and the legs firm to the floor. Bend your knees while keeping your back straight.
- 4. Proper Grip**
Ensure you have a firm grip of the load, using the palms of your hands and the ends of the fingers. Never lift the finger tip.
- 5. Body Position**
Keep your arms close to your body, ensuring your feet take the weight of the load and not your arms. Tuck your chin to your chest, this helps keep the back straight.
- 6. Lifting**
Use your legs to lift your upper body and the load, ensuring you keep your back straight and the load close to your body.
- 7. Moving**
Keep the load close to your body. Without twisting the trunk, use your legs to move the load. If the load is too heavy to be lifted by one person, coordinate the lift with a colleague, ensuring the above techniques are followed.

U 400 x 600 RPVC 13365

WHAT YOU NEED TO KNOW

Personal Protective Equipment at Work Regulations 1992

In situations where risks cannot be controlled by other means such as systems of work or engineering controls, employers are required to protect their employees from risks to health and safety by providing suitable personal protective equipment (PPE).

THE EMPLOYER MUST:

- Provide suitable protective equipment free of charge.
- Protect relevant training in the use of PPE.
- Provide relevant training in the use of PPE.
- Consult with employees on the suitability of the PPE to be provided.

THE PPE PROVIDED MUST:

- Be relevant to the work being undertaken.
- Protect effectively against the particular risks involved.
- Comply with relevant standards.
- Fit the user properly and comfortably and adjust where necessary.
- Should not hinder the performance of the task or add to the risks involved.

THE EMPLOYEE MUST:

- Use the PPE provided.
- Report any risks, defects or damage to PPE.
- Take care to correctly store the PPE when not in use.

U 400 x 600 RPVC 13363

PUWER - WHAT YOU NEED TO KNOW

The Provision and Use of Work Equipment Regulations 1998

These regulations require the employer to prevent or control health and safety risks created by equipment used at work. If an employer allows employees to provide their own equipment then this equipment is also covered by PUWER, and the employer should ensure it complies with the regulations.

General Provisions

In general terms, PUWER regulations require that equipment used at work must be:

- Suitable for intended use.
- Used by persons who have had received the appropriate training.
- Accompanied or incorporates suitable health and safety warnings or safety measures.
- Safe for use - equipment should be maintained in a safe condition and in certain circumstances inspected to ensure this.
- Able to have maintenance work carried out without exposing the person carrying this out to risk of danger.
- Designed so that breakdown or damage of the control systems will not result in danger to the operator.
- Designed to prevent any risk of fire, over-heating, discharge of gas, dust or other substance, explosion or contact with electricity.

Main Provisions

The employer must ensure that:

- Measures are in place to minimise risk.
- Only fully trained personnel should only be allowed to use equipment where there is a specific risk.
- Work equipment provided is suitable, maintained and used without risk.
- The employee does not have specific duties under PUWER, but should:
- Advise the relevant parties of unsafe equipment.
- Ensure that their own and their colleagues equipment are treated with care.

U 400 x 600 RPVC 13721

WHAT YOU NEED TO KNOW

Health and Safety (Display Screen Equipment) Regulations 1992

These regulations require employers to perform suitable and regular assessment of employees, their daily routines and work stations and reduce risks identified to the lowest extent practicable. The employer should plan work activities of users to ensure that their daily work is periodically interrupted by breaks or changes of activity, and are provided with adequate health and safety training. In addition, the employer shall ensure that users are provided with an appropriate eye test (at the users request and not against their will) to be carried out by a competent person, and this should be repeated at regular intervals.

Workstation Minimum Requirements

- Display Screen:** The monitor should be adjustable in height, tilt, and distance. The screen should be at eye level and the user should be able to adjust the distance to suit their eyesight.
- Keyboard:** The keyboard should be adjustable in height and distance. The user should be able to adjust the distance to suit their hands and wrists.
- Work Chair:** The chair should be adjustable in height, tilt, and distance. The user should be able to adjust the distance to suit their back and feet.
- Space Requirements:** There should be space necessary to allow the operator to change positions.
- Lighting:** The workstation should be lit so that the operator can see the screen clearly without causing glare or reflections on the screen.
- Reflectors and Glare:** Fluorescent lights must not be placed directly in front of the operator or behind them, causing glare or reflections on the screen.
- Noise:** Workstation noise must not cause distraction or attention or annoyance to the operator.
- Heat and Humidity:** The workstation should be free from heat, cold, draughts and excessive humidity or other environmental factors.
- Software:** The software should be suitable for the operator's needs and should be easy to use.

U 400 x 600 RPVC 13722

A guide for a safer workplace

Risk Assessment

It is the duty of an employer to:

- Identify hazards and where possible remove them.
- Evaluate risks.
- Reduce or control risks to low levels.
- Record this assessment.

It is the duty of an employee to:

- Co-operate with the employer on all health and safety matters.
- Inform your supervisor if you are concerned about a safety matter.
- Adhere to all work and safety procedures.

Controlling the above points when assessing the items below:

The Management of Health & Safety

- Are safety work systems assessed?
- Are accidents and hazards accurately recorded?
- Have employees who are most at risk been identified?

The Workplace

- Is there adequate lighting?
- Is there good ventilation, heating and cooling?
- Is the interior of the building in good condition?
- Is there adequate space to work in?
- Is it noise controlled?
- Is there any equipment or machinery?
- Are emergency evacuation procedures and escape routes?

Manual Handling

- Is manual handling necessary?
- Are proper lifting and moving procedures followed?
- Is it maintained, used and stored correctly?

Work Equipment & Work Practices

- Is the equipment safe, suitable for the job and properly managed?
- Is the equipment maintained and stored correctly?
- Do employees have proper instructions, training, information and experience?
- Display Screen Equipment
- Is the work area set up correctly for the user?
- Personal Protective Equipment (PPE)
- Does the PPE meet current standards of appropriate PPE?
- Have employees been trained in the use of appropriate PPE?
- Is it maintained, used and stored correctly?

A safer workplace for everyone

U 400 x 600 RPVC 13879

ABRASIVE WHEEL SAFETY

THE ABRASIVE WHEEL REGULATIONS 1976 HAVE BEEN REPLACED BY THE PROVISION AND USE OF WORK EQUIPMENT REGULATIONS 1998 (PUWER), PLACING A GREATER EMPHASIS ON THE NEED FOR TRAINING AND WORKING THE SCOPE OF THOSE WHO NEED TO BE TRAINED.

Grinding wheels are safe if used correctly - DO

- Read and understand the supplier's safety instructions.
- Ensure that the wheel is suitable for the intended use.
- Handle and store wheels with care.
- Check mounting flanges for equal and correct diameter and that they are clean, free from burrs and notched where applicable.
- Use mounting flanges when required.
- Ensure that work rests are properly adjusted and not more than 3mm away from the periphery of the wheel.
- Always use a correctly designed and adjusted wheel guard.
- Wear appropriate PPE (sensible eye, ear and hand protection).
- Conduct a trial run at operating speed with guard in place for at least one minute, standing clear of the machine before use.
- Turn off coolant before stopping the wheel to avoid creating an out of balance condition.
- Check frequently to remove wear and to ensure that the wheel is cutting correctly.

Grinding wheels are dangerous if abused - DO NOT

- Allow untrained people to mount or use abrasive wheels.
- Use a wheel that has been inspected or damaged in any way.
- Force a wheel to fit on the mounting device or modify the size of the mounting hole. Exceed the maximum operating speed marked on the wheel.
- Apply shock or excessive force to the wheel.
- Use mounting flanges which do not span and fit.
- Tighten the mounting nuts excessively.
- Trap the work piece between the wheel and the work rest.
- Start the machine with the wheel guard in place and securely fastened.
- Grind on the side of a wheel which is not designed for this operation.
- Stand directly in front of a grinding wheel whenever a machine is started.
- Grind material for which the wheel is not designed.
- Stop the wheel by applying pressure to its surface, let it stop naturally.

DONT FORGET

To ensure the highest level of safety, ensure products are manufactured and marked in accordance with BS EN12413, BS EN12428 or BS EN12425.

U 400 x 600 RPVC 14613

WHAT YOU NEED TO KNOW

HOW TO TREAT AN ELECTRIC SHOCK CASUALTY

1. Assessment

Check if the casualty is conscious, breathing and has a pulse. If not, call 999 or 112 immediately and start CPR. If conscious, ask if they are injured elsewhere. Check for burns, bleeding, fractures, etc. Do not touch the casualty if you are not wearing appropriate protective equipment.

2. Control the Situation

Establish a safe area. Turn off the power if it is safe to do so. Do not touch the casualty or the equipment if you are not wearing appropriate protective equipment. Do not touch the casualty if you are not wearing appropriate protective equipment.

3. Treat the Casualty

Unconscious - Nil Breathing: Start CPR. If breathing, place the casualty in the recovery position. If injured elsewhere, treat as appropriate. Do not touch the casualty if you are not wearing appropriate protective equipment.

Unconscious - Breathing: Place the casualty in the recovery position. If injured elsewhere, treat as appropriate. Do not touch the casualty if you are not wearing appropriate protective equipment.

4. Other Injuries

Check for other injuries. Do not touch the casualty if you are not wearing appropriate protective equipment. Do not touch the casualty if you are not wearing appropriate protective equipment.

5. Emergency Contact

Call 999 or 112. Provide details of the casualty and the location. Do not touch the casualty if you are not wearing appropriate protective equipment.

U 400 x 600 RPVC 14612

THE ELECTRICITY AT WORK REGULATIONS 1989

These regulations require employers to prevent or control health and safety risks created by equipment used at work. If an employer allows employees to provide their own equipment then this equipment is also covered by PUWER, and the employer should ensure it complies with the regulations.

General Provisions

In general terms, PUWER regulations require that equipment used at work must be:

- Suitable for intended use.
- Used by persons who have had received the appropriate training.
- Accompanied or incorporates suitable health and safety warnings or safety measures.
- Safe for use - equipment should be maintained in a safe condition and in certain circumstances inspected to ensure this.
- Able to have maintenance work carried out without exposing the person carrying this out to risk of danger.
- Designed so that breakdown or damage of the control systems will not result in danger to the operator.
- Designed to prevent any risk of fire, over-heating, discharge of gas, dust or other substance, explosion or contact with electricity.

Main Provisions

The employer must ensure that:

- Measures are in place to minimise risk.
- Only fully trained personnel should only be allowed to use equipment where there is a specific risk.
- Work equipment provided is suitable, maintained and used without risk.
- The employee does not have specific duties under PUWER, but should:
- Advise the relevant parties of unsafe equipment.
- Ensure that their own and their colleagues equipment are treated with care.

U 400 x 600 RPVC 13362

HOW TO TREAT AN ELECTRIC SHOCK CASUALTY IMPORTANT - PLEASE READ

IMMEDIATE ACTION

Do not touch the casualty with your bare hands. Switch off the electric current or remove the plug. If it is not possible, use the method in the casualty aid kit to disconnect the casualty from the electricity.

CALL 999 immediately and ask for an ambulance.

1. Assessment

Assess the victim. Check their airways and breathing.

2. Open Airways - If the casualty is not breathing

Check for responsiveness. If the casualty is not breathing, open their airways. If the casualty is not breathing, open their airways. If the casualty is not breathing, open their airways.

3. Check for Breathing - Assess breathing no more than 10 seconds

Check for breathing. If the casualty is not breathing, start CPR. If the casualty is not breathing, start CPR. If the casualty is not breathing, start CPR.

4. Unconscious - Nil Breathing

Start CPR. If breathing, place the casualty in the recovery position. If injured elsewhere, treat as appropriate. Do not touch the casualty if you are not wearing appropriate protective equipment.

5. Unconscious - Breathing

Place the casualty in the recovery position. If injured elsewhere, treat as appropriate. Do not touch the casualty if you are not wearing appropriate protective equipment.

6. Conscious

Check for other injuries. Do not touch the casualty if you are not wearing appropriate protective equipment. Do not touch the casualty if you are not wearing appropriate protective equipment.

7. First aider is:

Tel no:

First aid box is at:

U 400 x 600 PVC 4240

WHAT YOU NEED TO KNOW

Globally Harmonised System (GHS)

Physical Hazards

- EXPLOSIVE
- FLAMMABLE
- OXIDISING
- GAS UNDER PRESSURE
- CORROSIVE

Health Hazards

- CORROSIVE
- HEALTH HAZARD
- HARMFUL IRRITANT
- TOXIC

Environmental Hazards

- HAZARDOUS TO THE AQUATIC ENVIRONMENT

Obsolete 'CHIP' pictograms

U 400 x 600 RPVC 14876

COSHH - WHAT YOU NEED TO KNOW

Control of Substances Hazardous to Health

These regulations require employers to prevent or control health and safety risks created by equipment used at work. If an employer allows employees to provide their own equipment then this equipment is also covered by PUWER, and the employer should ensure it complies with the regulations.

General Provisions

In general terms, PUWER regulations require that equipment used at work must be:

- Suitable for intended use.
- Used by persons who have had received the appropriate training.
- Accompanied or incorporates suitable health and safety warnings or safety measures.
- Safe for use - equipment should be maintained in a safe condition and in certain circumstances inspected to ensure this.
- Able to have maintenance work carried out without exposing the person carrying this out to risk of danger.
- Designed so that breakdown or damage of the control systems will not result in danger to the operator.
- Designed to prevent any risk of fire, over-heating, discharge of gas, dust or other substance, explosion or contact with electricity.

Main Provisions

The employer must ensure that:

- Measures are in place to minimise risk.
- Only fully trained personnel should only be allowed to use equipment where there is a specific risk.
- Work equipment provided is suitable, maintained and used without risk.
- The employee does not have specific duties under PUWER, but should:
- Advise the relevant parties of unsafe equipment.
- Ensure that their own and their colleagues equipment are treated with care.

U 400 x 600 RPVC 14877

Need a Site Survey?

By law the correct safety signage should be displayed in the appropriate locations and to current legal standards. A Site Survey is advisable if you are unsure of your legal obligations or have been notified by a regulatory body that your current signage is not adequate.

- Site Surveys identify the signs you need, including size, positioning and materials, as well as any bespoke sign manufacturing service needs.
- Site Surveys also provide advice on ensuring the safety of you and your staff, including Lockout Tagout and Asset Management.

To find out how Site Surveys can help your business please contact our sales team.



Safety Posters, Literature and POS

Hygiene



✳ 590 x 420 LAM 13207



✳ 590 x 420 LAM 13208



✳ 590 x 420 LAM 13206



✳ 590 x 420 LAM 14616

Workplace and General Safety



✳ 590 x 420 LAM 13213



✳ 590 x 420 LAM 14617



✳ 590 x 420 LAM 14618



✳ 590 x 420 LAM 13217



✳ 590 x 420 LAM 13228



✳ 590 x 420 LAM 13227



✳ 590 x 420 LAM 13226



✳ 590 x 420 LAM 13223



✳ 590 x 420 LAM 13210



✳ 590 x 420 LAM 14619



✳ 590 x 420 LAM 13212



✳ 590 x 420 LAM 14620



✳ 590 x 420 LAM 14770



✳ 590 x 420 LAM 13225



✳ 590 x 420 LAM 13961



✳ 590 x 420 LAM 13214



✳ 590 x 420 LAM 14771



✳ 590 x 420 LAM 13211



✳ 590 x 420 LAM 13216



✳ 590 x 420 LAM 13960



✳ 590 x 420 LAM 13959

Snap Frames

Improve the aesthetics, durability and security of our Safety Posters by placing them into one of our Snap Frames.

See [page 126](#) for our full range.



Safety Posters, Literature and POS



✳ 590 x 420 LAM 13224



✳ 590 x 420 LAM 13220



✳ 590 x 420 LAM 13219



✳ 590 x 420 LAM 13218



✳ 590 x 420 LAM 13215



✳ 590 x 420 LAM 13221



✳ 590 x 420 LAM 13229



✳ 590 x 420 LAM 13222



✳ 590 x 420 LAM 13209



✳ 590 x 420 LAM 14621



✳ 590 x 420 LAM 14622



Looking for something bespoke?

Our specialist manufacturing team have years of experience designing, producing and installing custom products across the UK.

Available in a choice of materials, fast and efficient turnaround and at a reasonable price, no matter how big or small your requirements are. Whether you are looking for customised site safety signs, hoarding graphics, banners, tapes, labels, industrial marking stencils or floor graphics, we are happy to help.

Get in touch for more information.

Official Health and Safety Posters

The latest version of the HSE Poster has a simplified layout with clearly marked sections.

Each poster has been produced using environmentally friendly materials, is serially numbered and incorporates an embedded hologram.

Ideal for use with our high quality Snap Frames - see our range on [page 126](#).



Description	Code
UK Standard Poster LAM (A2)	HSE01
UK Standard Poster LAM (A3)	HSE05
Northern Ireland Version LAM (A2)	HSE02
Welsh Language Version LAM (A2)	HSE03
Oil Rigs Version LAM (A2)	HSE04



View our full range of Fire Exit Signs on page 6.

Warehouse and Miscellaneous

A-Boards	
Heavy Duty	108
Custom Designs	109
Economy	109
Stencils	
Industrial Stencils	110
Stencil Letter and Number Packs	111
Industrial Stencil Spray	111
Letters and Numbers	
Materials Key	112
Letters and Numbers	112
Floor Graphics	114
Warehouse and Aisle Marking	
Magnetic Document Pockets	115
Magnetic Wrap-Around Pockets	115
Magnetic Racking Strip	115
Magnetic Letters and Numbers	115
Magnetic Tape	115
Magnetic / Self Adhesive Document Pockets	116
Floor Signalling	116
Warehouse Recycling Sacks	116
Recycling Signs	117
Tapes and Floor Treads	
Photoluminescent Tape and Floor Marking	118
Non-Slip Floor Tape and Treads	118
Reflective Tape	118
Aqua Tape	118
Underground Tapes	119
Barrier Tapes (Non Adhesive)	119
Printed Tapes (QC and Packaging)	120
Floor Marking Tape	120
Fixings and Fittings	121
Pipeline Identification	
Pipeline Flow Markers	122
Pipeline Identification Tape	125
Visual Display and POS	
Snap Frames	126
Lockable Poster Frames	127
Pin Boards	127
Dry Wipe Magnetic / Cork Boards	127
Dry Wipe Markers	127
Pavement Signs	128
Menu Frame Stands	128
Pop-Up Roller Banners	129
Door Sliders and Plates	129
Magnetic Display Wallets	130
Clear Wallets	130
Literature Holders	130

Warehouse and Miscellaneous

Heavy Duty A-Boards

Manufactured from Polypropylene, pre-printed with the most commonly used messages. Our A-Boards are printed both sides, fold flat for easy storage and have an integral carry handle for easy transportation.



4700

4701

4702

4703

4704

4705



4706

4707

4708

4709

4710

4711



4712

4713

4714

4715

4716

4717



4719

Retail Box Deals

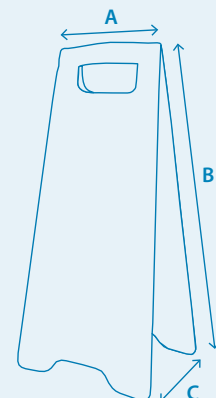
Ready to retail box of 5 A-Boards, providing you with excellent margins and an effective POS.

Description	Code
Danger Men At Work	4710DB
Warning Wet Floor	4702DB
Caution Cleaning In Progress	4703DB
Caution Work In Progress	4715DB
Caution Trip Hazard	4706DB
Caution Electricians Working	4709DB
Caution Snow And Ice	4719DB



Dimensions

A	210mm
B	620mm
C	300mm



Custom A-Boards

Our competitive Custom A-Board service is ideal for printing information you need on to an A-Board - from bespoke safety messages through to advertising and information.

Company logos can provide a cost effective method of promoting your company brand and with our manufacturing capabilities we can print anything from one single A-Board to many thousands.

- Your choice of symbol.
- Your choice of text.
- Your company logo.
- From one offs to larger print runs.

For more information please contact our sales team.



Economy A-Boards

Manufactured from 4mm Corex board, precision die cut and creased to provide a lightweight but sturdy A-Board.

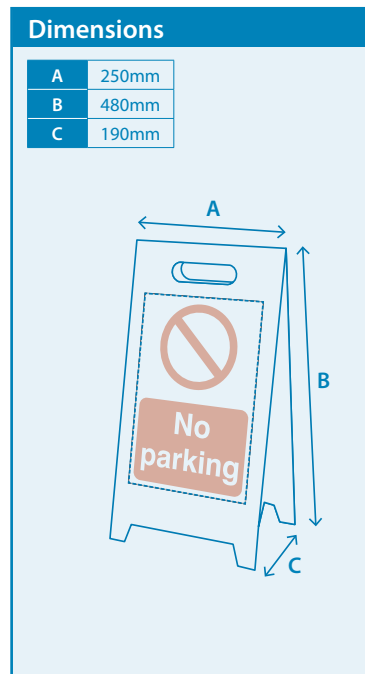
Available in yellow, this unit is provided without any signs allowing you to choose your own for maximum versatility.

These A-Boards are large enough to place a 200 x 300mm sign on either side.

Note: Sign not included.



Description	Code
Economy A-Board	4660



Need a Site Survey?

By law the correct safety signage should be displayed in the appropriate locations and to current legal standards. A Site Survey is advisable if you are unsure of your legal obligations or have been notified by a regulatory body that your current signage is not adequate.

- Site Surveys identify the signs you need, including size, positioning and materials, as well as any bespoke sign manufacturing service needs.
- Site Surveys also provide advice on ensuring the safety of you and your staff, including Lockout Tagout and Asset Management.

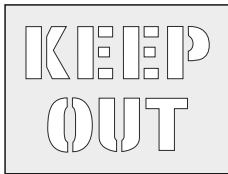
To find out how Site Surveys can help your business please contact our sales team.



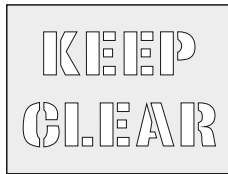
Warehouse and Miscellaneous



Our stencils are manufactured from a specially modified flexible Polyester. Each is laser cut for accuracy, with a transparent anti-glare finish and is scratch resistant. If properly cared for, our stencils can be used time and again, making them a cost effective method of producing your own sign or notice. We also manufacture custom stencils made to your exact requirements.



K 190 x 300 STN 9506
Q 300 x 400 STN 9506R
U 400 x 600 STN 9506J
Z 600 x 800 STN 9506G



K 190 x 300 STN 9507
Q 300 x 400 STN 9507R
U 400 x 600 STN 9507J
Z 600 x 800 STN 9507G



K 190 x 300 STN 9532
Q 300 x 400 STN 9532R
U 400 x 600 STN 9532J
Z 600 x 800 STN 9532G



K 190 x 300 STN 9525
Q 300 x 400 STN 9525R
U 400 x 600 STN 9525J
Z 600 x 800 STN 9525G



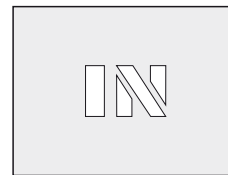
K 190 x 300 STN 9527
Q 300 x 400 STN 9527R
U 400 x 600 STN 9527J
Z 600 x 800 STN 9527G




K 190 x 300 STN 9528
Q 300 x 400 STN 9528R
U 400 x 600 STN 9528J
Z 600 x 800 STN 9528G



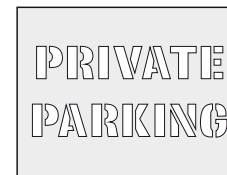
K 190 x 300 STN 9529
Q 300 x 400 STN 9529R
U 400 x 600 STN 9529J
Z 600 x 800 STN 9529G



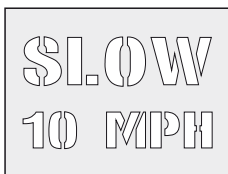
K 190 x 300 STN 9508
Q 300 x 400 STN 9508R
U 400 x 600 STN 9508J
Z 600 x 800 STN 9508G



K 190 x 300 STN 9509
Q 300 x 400 STN 9509R
U 400 x 600 STN 9509J
Z 600 x 800 STN 9509G




K 190 x 300 STN 9530
Q 300 x 400 STN 9530R
U 400 x 600 STN 9530J
Z 600 x 800 STN 9530G



K 190 x 300 STN 9535
Q 300 x 400 STN 9535R
U 400 x 600 STN 9535J
Z 600 x 800 STN 9535G



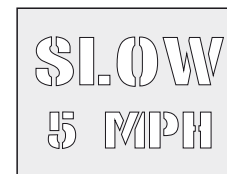
K 190 x 300 STN 9537
Q 300 x 400 STN 9537R
U 400 x 600 STN 9537J
Z 600 x 800 STN 9537G



K 190 x 300 STN 9538
Q 300 x 400 STN 9538R
U 400 x 600 STN 9538J
Z 600 x 800 STN 9538G



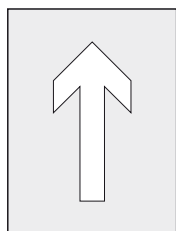
K 190 x 300 STN 9502
Q 300 x 400 STN 9502R
U 400 x 600 STN 9502J
Z 600 x 800 STN 9502G




K 190 x 300 STN 9534
Q 300 x 400 STN 9534R
U 400 x 600 STN 9534J
Z 600 x 800 STN 9534G



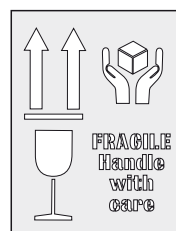
K 190 x 300 STN 9500
Q 300 x 400 STN 9500R
U 400 x 600 STN 9500J
Z 600 x 800 STN 9500G




K 190 x 300 STN 9539
Q 300 x 400 STN 9539R
U 400 x 600 STN 9539J
Z 600 x 800 STN 9539G




K 190 x 300 STN 9540
Q 300 x 400 STN 9540R
U 400 x 600 STN 9540J
Z 600 x 800 STN 9540G



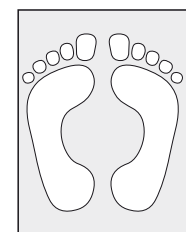
K 190 x 300 STN 9562
Q 300 x 400 STN 9562R
U 400 x 600 STN 9562J
Z 600 x 800 STN 9562G



K 190 x 300 STN 9564
Q 300 x 400 STN 9564R
U 400 x 600 STN 9564J
Z 600 x 800 STN 9564G




K 190 x 300 STN 9565
Q 300 x 400 STN 9565R
U 400 x 600 STN 9565J
Z 600 x 800 STN 9565G




K 190 x 300 STN 9543
Q 300 x 400 STN 9543R
U 400 x 600 STN 9543J
Z 600 x 800 STN 9543G



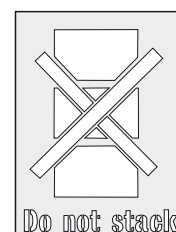
K 190 x 300 STN 9581
Q 300 x 400 STN 9581R
U 400 x 600 STN 9581J
Z 600 x 800 STN 9581G



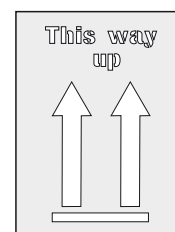
K 190 x 300 STN 9582
Q 300 x 400 STN 9582R
U 400 x 600 STN 9582J
Z 600 x 800 STN 9582G




K 190 x 300 STN 9575
Q 300 x 400 STN 9575R
U 400 x 600 STN 9575J
Z 600 x 800 STN 9575G




K 190 x 300 STN 9576
Q 300 x 400 STN 9576R
U 400 x 600 STN 9576J
Z 600 x 800 STN 9576G



K 190 x 300 STN 9566
Q 300 x 400 STN 9566R
U 400 x 600 STN 9566J
Z 600 x 800 STN 9566G



K 190 x 300 STN 9542
Q 300 x 400 STN 9542R
U 400 x 600 STN 9542J
Z 600 x 800 STN 9542G



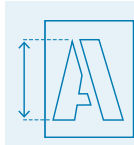
K 190 x 300 STN 9571
Q 300 x 400 STN 9571R
U 400 x 600 STN 9571J
Z 600 x 800 STN 9571G



Stencil Letter and Number Kits

Our laser cut stencil packs are an ideal way to create your own message. Each letter comes on a separate sheet of Polyester, etched spacer marks on each corner allow you to align accurately to the next character.

Note: Size refers to the character height, with the width varying dependant on the individual character.



Industrial Stencil Spray

Specifically formulated for stencilling this spray produces long lasting, fast drying and highly visible lettering with a brightly coloured, durable finish.

This product is suitable for use on a variety of materials including wood, metal, glass, plastics, ceramics and many more.

Colour	Code
Black (400ml)	14637
Blue (400ml)	14638
Green (400ml)	14639
Red (400ml)	14640
Yellow (400ml)	14641
White (400ml)	14642
Orange (400ml)	14643



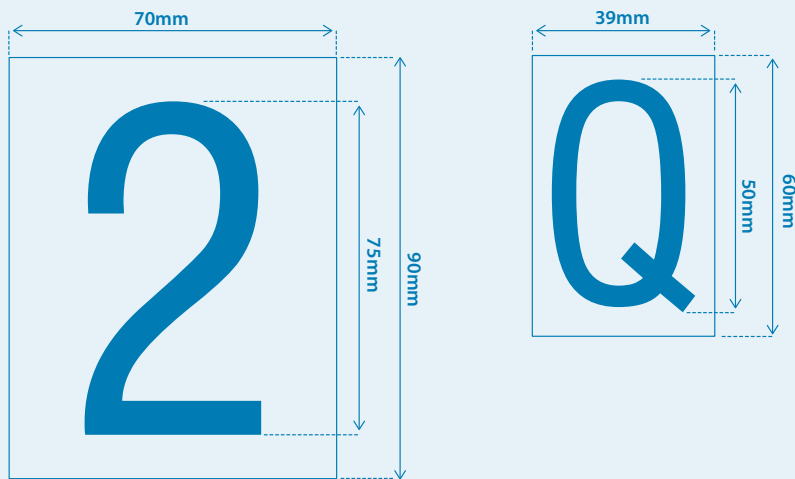
Warehouse and Miscellaneous

Letters and Numbers

A selection of individual letters and numbers, ideal for creating your own messages or simply as a way of marking aisles or bays.

The cut-out Vinyl versions are also commonly used for door number marking.

Dimensions



We have a range of pre-designed stencils and letter and number packs available, see [page 111](#).



Custom sizes, colours and fonts can also be manufactured to your specification contact us for further details.

Material Key

Polished Gold Effect

This is a highly polished Aluminium alloy which has been coloured, chemically anodised and finished with a Polyester lacquer. Giving a smooth polished 'gold effect' look without the cost of a solid metal. Self adhesive backing.

Polished Chrome Effect

Created from the same base as the polished gold but coloured silver, it gives a chrome like mirror finish. Suitable for interior use only. Self adhesive backing.

Photoluminescent Vinyl

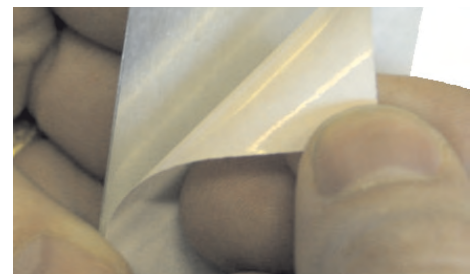
Our Photoluminescent Vinyl conforms to the P.S.P.A. Class 1 classification for brightness and longevity. Self adhesive backing.

Stencil

Our stencils are manufactured from a specially treated flexible Polyester film. With a transparent anti-glare finish as well as being scratch resistant.

Vinyls

Our Vinyl characters are manufactured from a 75 micron Vinyl with a gloss finish and permanent adhesive. They have a high initial tack for ease of fixing and a 5 year expected life span.



Self adhesive backing on:
Polished Gold effect, Chrome effect
Photoluminescent and Black on Yellow Vinyl.



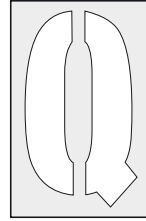
Cut out Vinyl letters and numbers, with self adhesive backing.

Find our full Material Key on [page 2](#).

Warehouse and Miscellaneous



Packed complete with Euroslot



Supplied in singles



Supplied bagged without Euroslot

Character	Polished Gold Effect		Polished Chrome Effect		Photoluminescent Vinyl (Self Adhesive)		Stencil		Self Adhesive Vinyl		Cut-out Black Vinyl Numbers		Cut-out White Vinyl Numbers	
	50mm Single	75mm Single	50mm Single	75mm Single	50mm Single	75mm Single	50mm Single	75mm Single	50mm 10 Pack	75mm 10 Pack	50mm 10 Pack	75mm 10 Pack	50mm 10 Pack	75mm 10 Pack
	'0'	BR010P	BR020P	BR010CP	BR020CP	PH010L	PH020L	STE010L	STE020L	SVY010L	SVY020L	SVB010L	SVB020L	SVW010L
'1'	BR011P	BR021P	BR011CP	BR021CP	PH011L	PH021L	STE011L	STE021L	SVY011L	SVY021L	SVB011L	SVB021L	SVW011L	SVW021L
'2'	BR012P	BR022P	BR012CP	BR022CP	PH012L	PH022L	STE012L	STE022L	SVY012L	SVY022L	SVB012L	SVB022L	SVW012L	SVW022L
'3'	BR013P	BR023P	BR013CP	BR023CP	PH013L	PH023L	STE013L	STE023L	SVY013L	SVY023L	SVB013L	SVB023L	SVW013L	SVW023L
'4'	BR014P	BR024P	BR014CP	BR024CP	PH014L	PH024L	STE014L	STE024L	SVY014L	SVY024L	SVB014L	SVB024L	SVW014L	SVW024L
'5'	BR015P	BR025P	BR015CP	BR025CP	PH015L	PH025L	STE015L	STE025L	SVY015L	SVY025L	SVB015L	SVB025L	SVW015L	SVW025L
'6'	BR016P	BR026P	BR016CP	BR026CP	PH016L	PH026L	STE016L	STE026L	SVY016L	SVY026L	SVB016L	SVB026L	SVW016L	SVW026L
'7'	BR017P	BR027P	BR017CP	BR027CP	PH017L	PH027L	STE017L	STE027L	SVY017L	SVY027L	SVB017L	SVB027L	SVW017L	SVW027L
'8'	BR018P	BR028P	BR018CP	BR028CP	PH018L	PH028L	STE018L	STE028L	SVY018L	SVY028L	SVB018L	SVB028L	SVW018L	SVW028L
'9'	BR019P	BR029P	BR019CP	BR029CP	PH019L	PH029L	STE019L	STE029L	SVY019L	SVY029L	SVB019L	SVB029L	SVW019L	SVW029L
'A'	BR01AP	BR02AP	BR01ACP	BR02ACP	PH01AL	PH02AL	STE01AL	STE02AL	SVY01AL	SVY02AL	SVB01AL	SVB02AL	SVW01AL	SVW02AL
'B'	BR01BP	BR02BP	BR01BCP	BR02BCP	PH01BL	PH02BL	STE01BL	STE02BL	SVY01BL	SVY02BL	SVB01BL	SVB02BL	SVW01BL	SVW02BL
'C'	BR01CP	BR02CP	BR01CCP	BR02CCP	PH01CL	PH02CL	STE01CL	STE02CL	SVY01CL	SVY02CL	SVB01CL	SVB02CL	SVW01CL	SVW02CL
'D'	BR01DP	BR02DP	BR01DCP	BR02DCP	PH01DL	PH02DL	STE01DL	STE02DL	SVY01DL	SVY02DL	SVB01DL	SVB02DL	SVW01DL	SVW02DL
'E'	BR01EP	BR02EP	BR01ECP	BR02ECP	PH01EL	PH02EL	STE01EL	STE02EL	SVY01EL	SVY02EL	SVB01EL	SVB02EL	SVW01EL	SVW02EL
'F'	BR01FP	BR02FP	BR01FCP	BR02FCP	PH01FL	PH02FL	STE01FL	STE02FL	SVY01FL	SVY02FL	SVB01FL	SVB02FL	SVW01FL	SVW02FL
'G'	BR01GP	BR02GP	BR01GCP	BR02GCP	PH01GL	PH02GL	STE01GL	STE02GL	SVY01GL	SVY02GL	SVB01GL	SVB02GL	SVW01GL	SVW02GL
'H'	BR01HP	BR02HP	BR01HCP	BR02HCP	PH01HL	PH02HL	STE01HL	STE02HL	SVY01HL	SVY02HL	SVB01HL	SVB02HL	SVW01HL	SVW02HL
'I'	BR01IP	BR02IP	BR01ICP	BR02ICP	PH01IL	PH02IL	STE01IL	STE02IL	SVY01IL	SVY02IL	SVB01IL	SVB02IL	SVW01IL	SVW02IL
'J'	BR01JP	BR02JP	BR01JCP	BR02JCP	PH01JL	PH02JL	STE01JL	STE02JL	SVY01JL	SVY02JL	SVB01JL	SVB02JL	SVW01JL	SVW02JL
'K'	BR01KP	BR02KP	BR01KCP	BR02KCP	PH01KL	PH02KL	STE01KL	STE02KL	SVY01KL	SVY02KL	SVB01KL	SVB02KL	SVW01KL	SVW02KL
'L'	BR01LP	BR02LP	BR01LCP	BR02LCP	PH01LL	PH02LL	STE01LL	STE02LL	SVY01LL	SVY02LL	SVB01LL	SVB02LL	SVW01LL	SVW02LL
'M'	BR01MP	BR02MP	BR01MCP	BR02MCP	PH01ML	PH02ML	STE01ML	STE02ML	SVY01ML	SVY02ML	SVB01ML	SVB02ML	SVW01ML	SVW02ML
'N'	BR01NP	BR02NP	BR01NCP	BR02NCP	PH01NL	PH02NL	STE01NL	STE02NL	SVY01NL	SVY02NL	SVB01NL	SVB02NL	SVW01NL	SVW02NL
'O'	BR01OP	BR02OP	BR01OCP	BR02OCP	PH01OL	PH02OL	STE01OL	STE02OL	SVY01OL	SVY02OL	SVB01OL	SVB02OL	SVW01OL	SVW02OL
'P'	BR01PP	BR02PP	BR01PCP	BR02PCP	PH01PL	PH02PL	STE01PL	STE02PL	SVY01PL	SVY02PL	SVB01PL	SVB02PL	SVW01PL	SVW02PL
'Q'	BR01QP	BR02QP	BR01QCP	BR02QCP	PH01QL	PH02QL	STE01QL	STE02QL	SVY01QL	SVY02QL	SVB01QL	SVB02QL	SVW01QL	SVW02QL
'R'	BR01RP	BR02RP	BR01RCP	BR02RCP	PH01RL	PH02RL	STE01RL	STE02RL	SVY01RL	SVY02RL	SVB01RL	SVB02RL	SVW01RL	SVW02RL
'S'	BR01SP	BR02SP	BR01SCP	BR02SCP	PH01SL	PH02SL	STE01SL	STE02SL	SVY01SL	SVY02SL	SVB01SL	SVB02SL	SVW01SL	SVW02SL
'T'	BR01TP	BR02TP	BR01TCP	BR02TCP	PH01TL	PH02TL	STE01TL	STE02TL	SVY01TL	SVY02TL	SVB01TL	SVB02TL	SVW01TL	SVW02TL
'U'	BR01UP	BR02UP	BR01UCP	BR02UCP	PH01UL	PH02UL	STE01UL	STE02UL	SVY01UL	SVY02UL	SVB01UL	SVB02UL	SVW01UL	SVW02UL
'V'	BR01VP	BR02VP	BR01VCP	BR02VCP	PH01VL	PH02VL	STE01VL	STE02VL	SVY01VL	SVY02VL	SVB01VL	SVB02VL	SVW01VL	SVW02VL
'W'	BR01WP	BR02WP	BR01WCP	BR02WCP	PH01WL	PH02WL	STE01WL	STE02WL	SVY01WL	SVY02WL	SVB01WL	SVB02WL	SVW01WL	SVW02WL
'X'	BR01XP	BR02XP	BR01XCP	BR02XCP	PH01XL	PH02XL	STE01XL	STE02XL	SVY01XL	SVY02XL	SVB01XL	SVB02XL	SVW01XL	SVW02XL
'Y'	BR01YP	BR02YP	BR01YCP	BR02YCP	PH01YL	PH02YL	STE01YL	STE02YL	SVY01YL	SVY02YL	SVB01YL	SVB02YL	SVW01YL	SVW02YL
'Z'	BR01ZP	BR02ZP	BR01ZCP	BR02ZCP	PH01ZL	PH02ZL	STE01ZL	STE02ZL	SVY01ZL	SVY02ZL	SVB01ZL	SVB02ZL	SVW01ZL	SVW02ZL
'£'	BR01£P	BR02£P	BR01£CP	BR02£CP	PH01£L	PH02£L	STE01£L	STE02£L	SVY01£L	SVY02£L	SVB01£L	SVB02£L	SVW01£L	SVW02£L
'&'	BR01&P	BR02&P	BR01&CP	BR02&CP	PH01&L	PH02&L	STE01&L	STE02&L	SVY01&L	SVY02&L	SVB01&L	SVB02&L	SVW01&L	SVW02&L
'€'	BR01€P	BR02€P	BR01€CP	BR02€CP	PH01€L	PH02€L	STE01€L	STE02€L	SVY01€L	SVY02€L	SVB01€L	SVB02€L	SVW01€L	SVW02€L

*All characters are supplied in singles, except the Vinyl versions which are supplied in packs of 10.

Magnetic Characters

Printed on white or yellow magnetic sheets, magnetic letters and numbers are ideal for temporary or permanent use on racking, shelving or Steel cabinets. Find magnetic characters on page 115.



Warehouse and Miscellaneous

Floor Graphics

Our floor graphics will adhere to most smooth, clean flat surfaces and will provide a durable long lasting safety message. Each sign is backed with a high strength adhesive and has a hard wearing non-slip, non-abrasive lamination on the face.



✳ 400 dia. FLR 13023



✳ 400 dia. FLR 13024



✳ 400 dia. FLR 13025



✳ 400 dia. FLR 13026



400 dia. FLR 13031



✳ 400 dia. FLR 13027



✳ 400 dia. FLR 13028



✳ 400 dia. FLR 13029



✳ 400 dia. FLR 13030



400 dia. FLR 13032



✳ 400 dia. FLR 13033



✳ 400 dia. FLR 13034



✳ 400 dia. FLR 13035



✳ 400 dia. FLR 13037



✳ 400 dia. FLR 13038



✳ 400 dia. FLR 13040



✳ 400 dia. FLR 13041



✳ 400 dia. FLR 13036



✳ 400 dia. FLR 13039



✳ 400 dia. FLR 13042



✳ 400 dia. FLR 13043



✳ 400 dia. FLR 13044

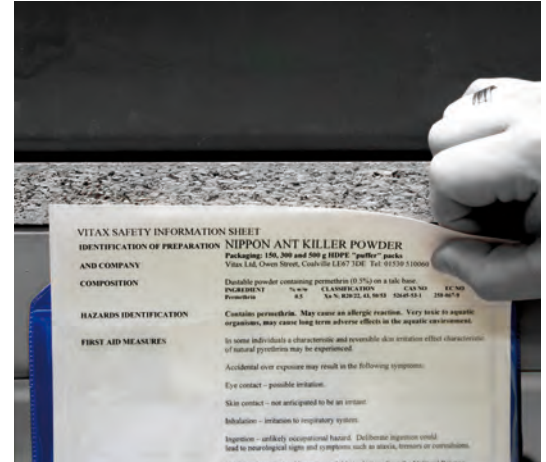


Magnetic Document Pockets

Tough blue PVC wallet with magnetic strip and clear front pocket providing protection for documents and papers. The magnetic strip at the top adheres to all Steel materials.

Supplied in singles.

Size	Code
A4 (210 x 294mm)	13657
A5 (210 x 148mm)	13658


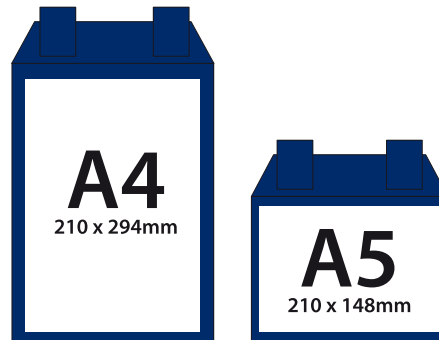


Magnetic Wrap-Around Pockets

With looped magnetic tags ideal for fixing to mesh or cages.

Supplied in singles.

Size	Code
A4 (210 x 294mm)	13660
A5 (210 x 148mm)	13661



Magnetic 'Easy Wipe' Racking Strip

A flexible magnetic strip that's easily cut to size. Writeable gloss Vinyl surface allows marking with dry-wipe pens. Easily cleaned with a suitable solvent cleaner.

Size	White	Yellow
20mm x 10m	13663	13668
30mm x 10m	13664	13669
50mm x 10m	13665	13670
70mm x 10m	13666	13671
90mm x 10m	13667	13672



Other colours available on request



Magnetic Letters and Numbers

Ideal for location identification on racking, shelving or Steel cabinets, our letters are printed on white or yellow magnetic sheets.

Contains either the full alphabet or all numbers with some punctuation in varying quantities.

Size	White	Yellow
17mm Letters	13687	13691
17mm Numbers	13688	13692
39mm Letters	13689	13693
39mm Numbers	13690	13694



Magnetic Tape (Self Adhesive)


Magnetic tape backed with adhesive. Allows items to be attached to Steel products without the need for drilling.



Size	Code
12.7mm x 10m	13711
25.4mm x 10m	13712

Warehouse and Miscellaneous

Document Pockets



Document pockets to suit most environments, available with magnetic or self adhesive fitting options. Our adhesive option has tape strips at the top and bottom of the pocket, whilst the magnetic version has one fixing strip at the top.

Supplied in packs of 10, smaller pockets are also available on request.

Self Adhesive		Magnetic	
Size	Code	Size	Code
A3 Horizontal	14676	A3 Horizontal	14682
A3 Vertical	14677	A3 Vertical	14683
A4 Horizontal	14678	A4 Horizontal	14684
A4 Vertical	14679	A4 Vertical	14685
A5 Horizontal	14680	A5 Horizontal	14686
A5 Vertical	14681	A5 Vertical	14687

Floor Signalling

A selection of pre-cut shapes designed for use in warehouse environments. Used to highlight pallet location, safe walkways or traffic flow, these tough yellow PVC shapes are self adhesive for fast application. Other colours available on request.



Shape	Size (H x W)	Pack Size	Code
+	300 x 300mm	10	14688
T	200 x 200mm	10	14689
L	200 x 200mm	10	14690
●	90mm dia.	100	14691
↑	90 x 90mm	100	14692

Warehouse Recycling Sacks

An innovative way of collecting and sorting warehouse waste, recycling sacks have been specially designed to fit most racking systems between 900 and 1100mm.

The 'S' hook fixing system ensures the sack can be located almost anywhere.

Manufactured from durable waterproof Polyester these sacks hold up to the rigours of a warehouse environment. The sack has three strong handles double stitched into the sides and base allowing the sack to be easily carried and emptied.

Supplied individually, each sack measures 1000mm high and 920mm wide. Other sack designs available on request.



Side handles and base are double stitched to tough woven Polyester.


General Waste 14693	Mixed Paper & Card 14694	Cardboard 14695	Plastic Only 14696
Shrink Wrap 14699	Metal 14697	Glass 14698	BLANK 14700

Warehouse and Miscellaneous

Recycling Signs

Designed to make it quick and easy to see exactly what goes where. The symbols, clear lettering and distinctive colours allow anyone to check at a glance and recycle appropriately.

Available in Self Adhesive Vinyl or Rigid PVC and suitable for both indoor and outdoor use.



- * 150 x 200 SAV 18100
- * 150 x 200 RPVC 18101
- P 200 x 300 SAV 18102
- P 200 x 300 RPVC 18103




- * 150 x 200 SAV 18104
- * 150 x 200 RPVC 18105
- P 200 x 300 SAV 18106
- P 200 x 300 RPVC 18107




- * 150 x 200 SAV 18108
- * 150 x 200 RPVC 18109
- P 200 x 300 SAV 18110
- P 200 x 300 RPVC 18111



- * 150 x 200 SAV 18112
- * 150 x 200 RPVC 18113
- P 200 x 300 SAV 18114
- P 200 x 300 RPVC 18115




- * 150 x 200 SAV 18116
- * 150 x 200 RPVC 18117
- P 200 x 300 SAV 18118
- P 200 x 300 RPVC 18119



- * 150 x 200 SAV 18124
- * 150 x 200 RPVC 18125
- P 200 x 300 SAV 18126
- P 200 x 300 RPVC 18127



- * 150 x 200 SAV 18128
- * 150 x 200 RPVC 18129
- P 200 x 300 SAV 18130
- P 200 x 300 RPVC 18131



- * 150 x 200 SAV 18136
- * 150 x 200 RPVC 18137
- P 200 x 300 SAV 18138
- P 200 x 300 RPVC 18139



- * 150 x 200 SAV 18140
- * 150 x 200 RPVC 18141
- P 200 x 300 SAV 18142
- P 200 x 300 RPVC 18143



- * 150 x 200 SAV 18144
- * 150 x 200 RPVC 18145
- P 200 x 300 SAV 18146
- P 200 x 300 RPVC 18147



- * 150 x 200 SAV 18132
- * 150 x 200 RPVC 18133
- P 200 x 300 SAV 18134
- P 200 x 300 RPVC 18135



- * 150 x 200 SAV 18148
- * 150 x 200 RPVC 18149
- P 200 x 300 SAV 18150
- P 200 x 300 RPVC 18151



- * 150 x 200 SAV 18152
- * 150 x 200 RPVC 18153
- P 200 x 300 SAV 18154
- P 200 x 300 RPVC 18155



- * 150 x 200 SAV 18156
- * 150 x 200 RPVC 18157
- P 200 x 300 SAV 18158
- P 200 x 300 RPVC 18159




- * 150 x 200 SAV 18160
- * 150 x 200 RPVC 18161
- P 200 x 300 SAV 18162
- P 200 x 300 RPVC 18163



- * 150 x 200 SAV 18172
- * 150 x 200 RPVC 18173
- P 200 x 300 SAV 18174
- P 200 x 300 RPVC 18175



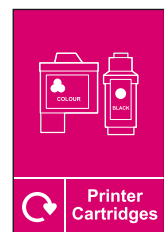
- * 150 x 200 SAV 18176
- * 150 x 200 RPVC 18177
- P 200 x 300 SAV 18178
- P 200 x 300 RPVC 18179



- * 150 x 200 SAV 18120
- * 150 x 200 RPVC 18121
- P 200 x 300 SAV 18122
- P 200 x 300 RPVC 18123



- * 150 x 200 SAV 18164
- * 150 x 200 RPVC 18165
- P 200 x 300 SAV 18166
- P 200 x 300 RPVC 18167



- * 150 x 200 SAV 18168
- * 150 x 200 RPVC 18169
- P 200 x 300 SAV 18170
- P 200 x 300 RPVC 18171



Can't find the size or shape of sign you are looking for? Did you know that we can custom make recycling signs?

Ask us for more information.



Warehouse and Miscellaneous

Photoluminescent Tape

Our Photoluminescent tape is ideal for creating clear, easy to use way finding systems for use when the lights go out. Exceeds the PSPA Class B classification for longevity and brightness.



* 20mm x 10m	PHO	13015
* 40mm x 10m	PHO	13016
* 80mm x 10m	PHO	13777



* 40mm x 10m (Right)	PHO	13017
* 40mm x 10m (Left)	PHO	13018
* 80mm x 10m (Right)	PHO	13651
* 80mm x 10m (Left)	PHO	13652



* 40mm x 10m	PHO	13019
* 80mm x 10m	PHO	13653



* 40mm x 10m	PHO	13020
* 80mm x 10m	PHO	13654




* 40mm x 10m	PHO	13382
* 80mm x 10m	PHO	13655

Photoluminescent Floor Marking

These Photoluminescent floor graphics have a strong adhesive backing with a tough anti-slip laminated face.



Anti-slip Floor Arrow
* 65 x 55mm FLRPh 13021




Anti-slip Floor Dot
* 75mm dia. FLRPh 13022

Photoluminescent tape which has been laminated with a tough non-slip PVC laminate.



Anti-slip Photoluminescent Tape
* 50mm x 18.25m FLRPh 13656



Anti-slip Floor Footprints
* 90 x 240mm FLRPh 13650

Reflective Tape

Retroreflective tape of engineering grade. Resistant to corrosion, weather and most solvents.

Tape measurements: 50mm x 25m

Description	Code
Black and Yellow	14073
Red and White	14074
White	14851



Non-Slip Floor Tape

A vital tool in the modern workplace, this non-slip tape is extremely useful in providing a safe tread area on dangerous surfaces.

Tape measurements: 50mm x 18m

Size	Code
Black and Yellow Stripe	TA34L
Black	TA32L
Yellow	TA33L



Non-Slip Floor Treads

Our non-slip treads are manufactured using a silicon carbide grit, giving excellent slip resistance whilst being repellent to oil, fluid and grease. Engineered with an adhesive, ideal for heavy duty, harsh environmental applications.

The printed treads are manufactured in high contrast colours and are ideal for use where a visual warning is needed, alongside anti-slip properties.



Description	Code
Plain 19 x 609mm (Pack of 50)	13645
Plain 150 x 609mm (Pack of 10)	13646
Plain 140 x 140mm (Pack of 10)	13647
Printed 150 x 609mm "CAUTION" (Each)	13648
Printed 150 x 609mm "WATCH YOUR STEP" (Each)	13649

Aqua Floor Tape

Engineered to provide foot friendly non-slip protection in showers, baths and bathing areas, our Aqua Floor Tape is ideal to reduce the risk of slipping in wet indoor environments.



Size	Code
Aqua Track White 50mm x 18.25m	14848

Warehouse and Miscellaneous

Underground Tapes

These underground tapes comply with electricity, safety, quality and continuity regulations. Alert excavation crews to imminent danger from buried cables, pipes and other hazards. Manufactured from tough 90 micron Polypropylene, the tapes are brightly coloured for clear visibility. Detectable versions available on request.

Size: 150mm x 365m



Caution Water Pipe Below 14062



Caution Telephone Cable Below 14066



Caution Communications Cable Below 14063



Caution Street Lighting Cable Below 14067



Caution Electric Cable Below 14070



Caution CCTV Cable Below 14064



Caution Fire Main Below 14068



Caution Gas Main Below 14071



Caution Fibre Optic Cable Below 14065



Caution Sewer Pipe Below 14069



Caution Street Lighting Cable Below 14072


Barrier Tapes

Non adhesive Polythene tape for prohibiting access and highlighting dangers. Ideal as an economical solution for crowd control. Suitable for use with posts and barriers.

Striped tape size: 75mm x 500m

Non striped size: 75mm x 250m

Supplied individually.



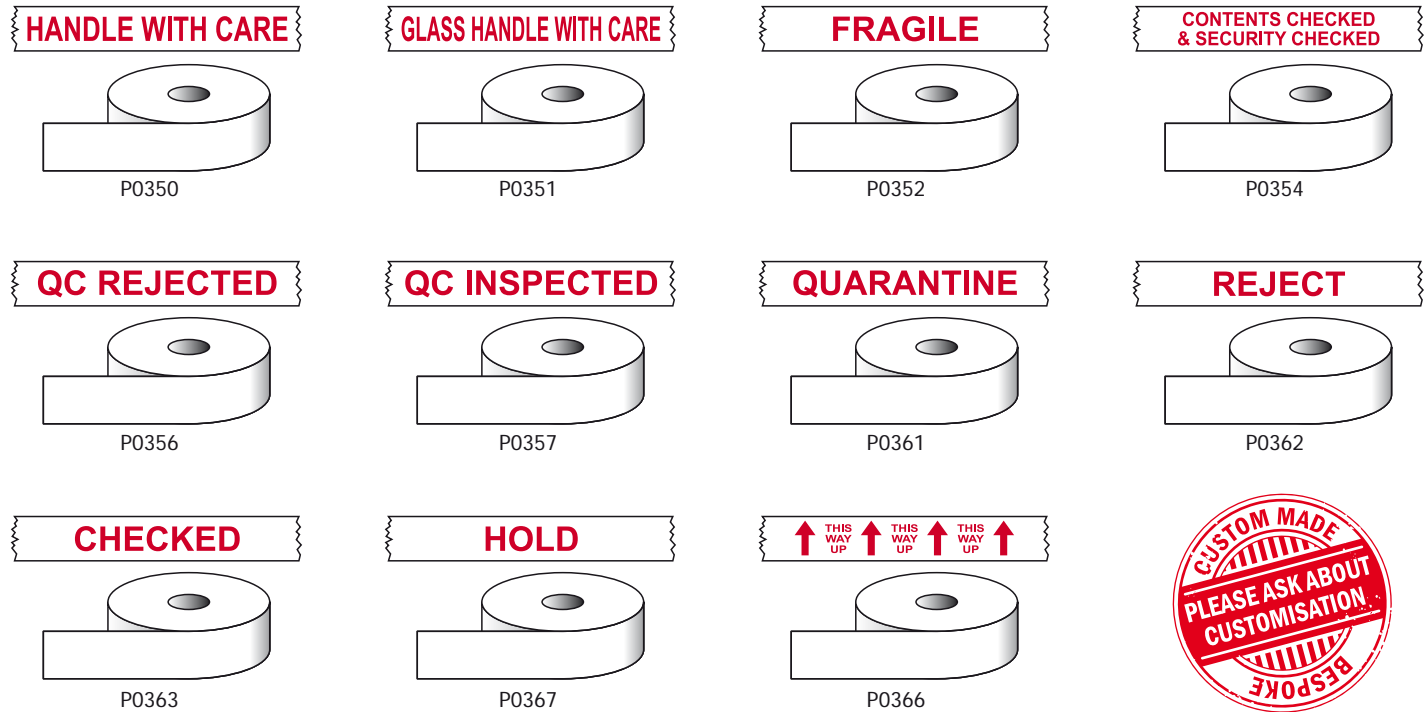
Tape Design	Size	Code
Red and White Stripes	75mm x 500m	TA18L
Black and Yellow Stripes	75mm x 500m	TA17L
Quarantine	75mm x 250m	14701
No Entry	75mm x 250m	14702
Maintenance In Progress	75mm x 250m	14703
Danger Men At Work	75mm x 250m	14704
Locked Off Do Not Use!	75mm x 250m	14705
Caution Asbestos Hazard	75mm x 250m	14706
Caution Do Not Enter	75mm x 250m	14707
Caution Wet Paint	75mm x 250m	14708



Warehouse and Miscellaneous

Printed Tape

Printed in red text on white Polypropylene, each roll is 50mm x 66m.




Floor Marking Tape

Adhesive PVC tape ideal for highlighting hazards and internal marking procedures.

Tape measurements: 50mm x 33m

Size	Code
Red and White Stripes	TA05L
Black and Yellow Stripes	TA06L
Green and White Stripes	TA07L
Yellow	TA09L



Need a Custom Sign?

Our bespoke sign manufacturing team have years of experience producing and installing a massive range of signs and stencils nationwide.

From the smallest one-off Vinyls, large retail signs and print runs of thousands, we can be depended upon to provide a fast and efficient service.

Contact us today and see how we can help you.



Flatbed Printing



Laser Cutting / Etching



Roll Digital Printing



Tactyle Printing



Screen Printing



Label Printing

Warehouse and Miscellaneous

Aluminium Hanging Frames

Double sided 25mm extruded Aluminium hanging frames, designed to hold 4mm interior graphic (enough for 2 signs back-to-back).



Size	Code
400 x 150mm	13790
450 x 150mm	13791
600 x 200mm	13792
A4	14842
A3	14843

Wire Hanging Kit

Used for fixing signs from suspended ceilings, each set comes with 2 lengths of wire and 2 suspended ceiling hanging clips.



Size	Code
100mm	13866
150mm	13867
200mm	14821

Roofing Screws with EDPM Washer

Zinc plated self drilling screw ideal for fixing signs to light section purlins.



Note: has an 8mm hex head

Size	Pack Quantity	Code
5.5mm x 25mm	100	14824
5.5mm x 45mm	100	14825

Screws and Screw Covers

Zinc plated twin thread woodscrews with countersunk head, supplied in boxes of 200.



Description	Pack Quantity	Code
6mm x 1½"	200	SE147L
6mm x 2"	200	SE278L
8mm x 1½"	200	SE78L
8mm x 2"	200	SE79L
Hinged Cover Caps - White	500	CJ37P
Domed Cover Caps - Black	100	14826
Domed Cover Caps - White	100	CJ136L
Domed Cover Caps - Chrome	100	CJ138L

Sign Adhesive and Double Sided Tape



Size	Code
300ml Stixall (White)	90699
Calking Gun	GN02L
25mm x 5m Double Sided Tape	14822
25mm x 50m Double Sided Tape	14823
Everbuild 10g Thread Lock GP Blue	91496

Cable Ties



Size	Pack Quantity	Black	Natural
100 x 2.5mm	100	NT01P	NT20P
150 x 3.6mm	100	NT02P	NT21P
200 x 4.8mm	100	NT03P	NT50P
250 x 4.8mm	50	NT06P	NT04P
300 x 4.8mm	50	NT07P	NT51P
400 x 7.2mm	50	NT125P	NT05P

Miscellaneous Fixings



Description	Pack Quantity	Code
Wall Plugs (Yellow, screw size 4 - 6)	100	FA231L
Wall Plugs (Red, screw size 6 - 8)	100	FA135L
Wall Plugs (Brown, screw size 10 - 12)	100	FA136L
Double Sided Adhesive Pads (12 x 25mm)	20	SU02P
Adhesive Round Hanging Button	10	14828
Lock-back Trimming Knife	ea.	KN19P
Heavy Duty Retractable Knife	ea.	KN09P
3m (10ft) x 13mm Tape Measure	ea.	TM10P
5m (16ft) x 19mm Tape Measure	ea.	TM11P
8m (26ft) x 25mm Tape Measure	ea.	TM12P

Warehouse and Miscellaneous

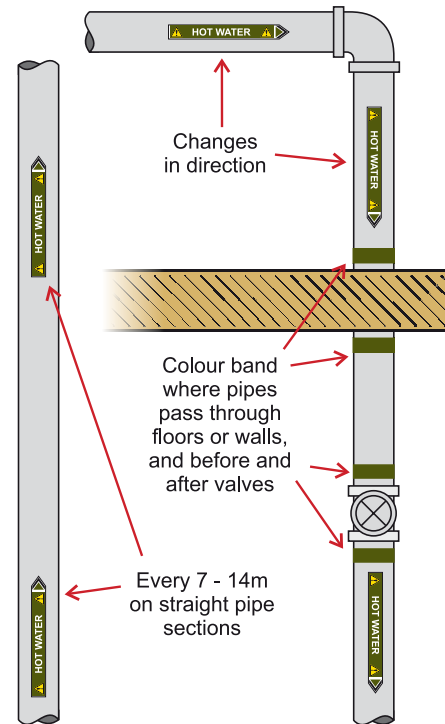
Pipeline Identification

The Health and Safety (Safety Signs and Signals) Regulations 1996 have made it a legal requirement that employers mark and identify hazardous materials in visible pipework.

The background colours of our pipe markers and tapes all conform to the recommendations specified in BS 1710 1984 Identification of Pipelines and Services, as shown below.

Basic Identification Colours

Pipe Contents	Colour	BS 4800	Example
Water	Green	12 D 45	
Steam	Silver Grey	10 A 03	
Oils	Brown	06 C 39	
Gases	Yellow Ochre	08 C 35	
Acids & Alkalis	Violet	22 C 37	
Air	Light Blue	20 E 51	
Other Liquids	Black	00 E 53	
Electrical & Ventilation	Orange	06 E 51	
Fire Fighting	Red	04 E 53	
Warning	Yellow	08 E 51	
Fresh Water	Auxiliary Blue	18 E 53	



Pipeline Flow Markers (5 on a sheet)

Supplied in packs of 5, our markers have arrowheads at either end to indicate the direction of flow, simply cut off the unneeded arrow and apply marker to the pipe with the arrow pointing in the direction of the flow.




















All our markers are manufactured on a highly durable, self adhesive Polyester film, which is then laminated with clear Polyester. This makes it extremely resistant to scratching, chemicals and solvents as well as extremes of temperature.



Other sizes and forms are available, please ask for details.



Water (Green) - 12 D 45

		
13410	13411	13412
		
13413	13414	13415
		
13416	13417	13418
		
13419	13420	13421
		
13422	13423	13424
		
13425	13426	13427
		
	13428	

Warehouse and Miscellaneous

Steam (Silver Grey) - 10 A 03



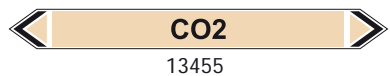
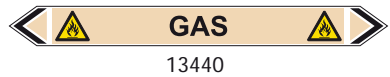
Fire (Red) - 04 E 53




Electricity (Orange) - 06 E 51



Gases (Yellow Ochre) - 08 C 35

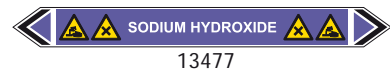
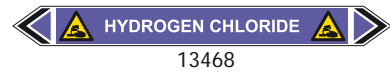


Air (Light Blue) - 20 E 51



Warehouse and Miscellaneous

Acid and Alkali (Violet) - 22 C 37



Mineral Oils (Brown) - 06 C 39

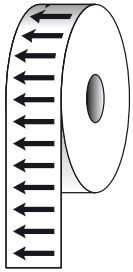


Find our full range of Hazard Warning Signs on **page 39**.

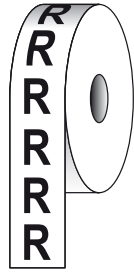


Warehouse and Miscellaneous

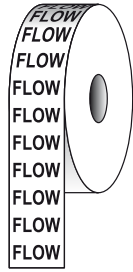
Pipeline Identification Tape



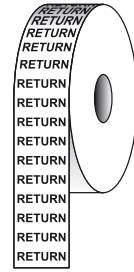
50mm x 33m 13499



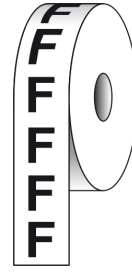
50mm x 33m 13506



50mm x 33m 13507



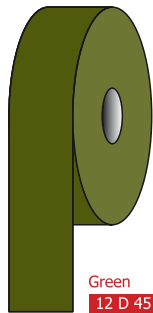
50mm x 33m 13508



50mm x 33m 13505

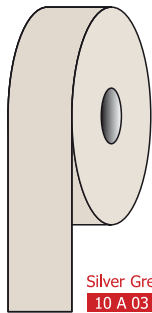
Pipeline Identification Tapes (Self Adhesive)

Self adhesive tapes coloured to BS1710 specification. Use in conjunction with our pipeline flow markers or to create pipeline banding.



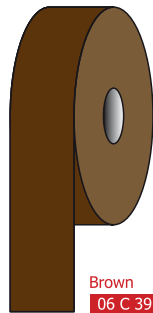
Green
12 D 45

50mm x 33m 13561
150mm x 33m 13562



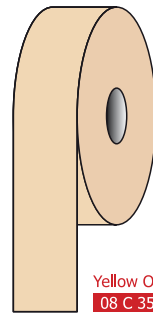
Silver Grey
10 A 03

50mm x 33m 13563
150mm x 33m 13564



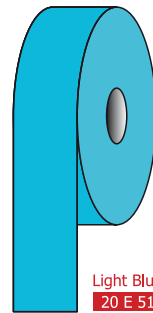
Brown
06 C 39

50mm x 33m 13565
150mm x 33m 13566



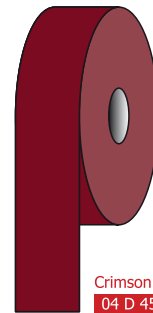
Yellow Ochre
08 C 35

50mm x 33m 13567
150mm x 33m 13568



Light Blue
20 E 51

50mm x 33m 13569
150mm x 33m 13570



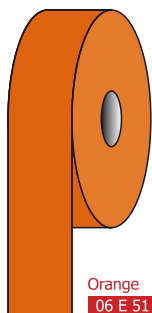
Crimson
04 D 45

50mm x 33m 13571
150mm x 33m 13572



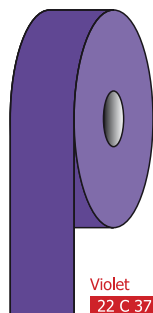
Black
00 E 53

50mm x 33m 13573
150mm x 33m 13574



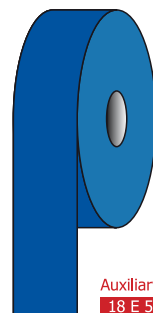
Orange
06 E 51

50mm x 33m 13575
150mm x 33m 13576



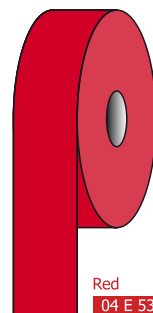
Violet
22 C 37

50mm x 33m 13577
150mm x 33m 13578



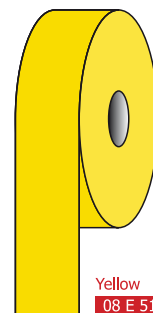
Auxiliary Blue
18 E 53

50mm x 33m 13579
150mm x 33m 13580



Red
04 E 53

50mm x 33m 13581
150mm x 33m 13582



Yellow
08 E 51

50mm x 33m 13583
150mm x 33m 13584

Note: Colours are not a true match and are for visual purposes only.

Need a Site Survey?

By law the correct safety signage should be displayed in the appropriate locations and to current legal standards. A Site Survey is advisable if you are unsure of your legal obligations or have been notified by a regulatory body that your current signage is not adequate.

- Site Surveys identify the signs you need, including size, positioning and materials, as well as any bespoke sign manufacturing service needs.
- Site Surveys also provide advice on ensuring the safety of you and your staff, including Lockout Tagout and Asset Management.

To find out how Site Surveys can help your business please contact our sales team.



Visual Display and POS

Snap Frames

Our 'Snap Open, Snap Shut' Frames are manufactured from Aluminium and are available in a range of popular sizes. Each has a 25mm extruded frame, and comes complete with fixings and an anti-glare cover sheet.

Other colours, profile sizes and finishes are also available - please contact the sales office for further details.

The codes below refer to the silver finish Snap Frame.

Description	Code
A4 (210 x 297mm)	13000
A3 (297 x 420mm)	13001
A2 (420 x 594mm)	13002
A1 (594 x 841mm)	13003
20" x 30" (508 x 762mm)	14774
30" x 40" (762 x 1016mm)	14775



Looking for Safety Posters for your Snap Frame?

Please find our full range of Safety Posters on **page 105**.



Other Frame Options:



Radius corners Snap Frames



LED Snap Frames



Lockable Snap Frames



Contact us for further information

Lockable Poster Frames

Secure, waterproof and vandal resistant frames suitable for indoor and outdoor use. With 45mm self colour extruded Aluminium frame and a 2mm thick clear plastic front to protect the contents.



Description	Code
A4 (210 x 297mm)	13004
A3 (297 x 420mm)	13005
A2 (420 x 594mm)	13006
A1 (594 x 841mm)	13007
A0 (841 x 1189mm)	13008
20" x 30" (508 x 762mm)	13009
30" x 40" (762 x 1016mm)	13010
40" x 60" (1016 x 1524mm)	13011



Contact us for further information

Did you know we also stock Safety Posters?

Find the whole range of Safety Posters from page 103.

Pin Boards

High quality felt pin boards with a silver anodised Aluminium frame. The 8mm thick soft board back is flame resistant and available in a range of colours.

Each board comes complete with fixing kit.



Description	Colour	Code
900 x 600mm	Blue	14095
900 x 600mm	Red	14096
900 x 600mm	Grey	14097
900 x 600mm	Green	14098
1200 x 900mm	Blue	14099
1200 x 900mm	Red	14100
1200 x 900mm	Grey	14101
1200 x 900mm	Green	14102

Dry Wipe Magnetic / Cork Boards

Aluminium framed Dry Wipe Boards with a lacquered Steel face. Can be used both as a magnetic board and a dry wipe board.

Cork boards made from natural cork with a quality soft board back panel.

Fixings included with both boards.



Description	Dry Wipe Code	Cork Code
900 x 600mm	14092	14776
1200 x 900mm	14093	14778

Dry Wipe Markers

Dry wipe pens suitable for use on the 'Easy Wipe' magnetic materials. Supplied in packs of 10.

Description	Code
Black	13714
Blue	13715
Red	13716
Green	13717



Visual Display and POS

Pavement Signs



Exterior Aluminium A-Board
Easy snap open Aluminium frame on a Steel back panel. Complete with anti-glare poster cover and locking leg stays.



Swinger Sign
Constructed with a heavy duty recycled PVC base and heat treated Aluminium face.



Waterbase Sign
Spring loaded to counteract even the highest winds, the Waterbase sign is the ultimate pavement sign. The base can be filled with water to provide a stable footing for the sign and with wheels incorporated into the base, transporting the sign is easy. The snap open system also makes changing the message quick and easy.



Supplied with graphics

We can also print and apply your artwork to the boards before sending to you, please speak to the sales office for further information.



Contact us for further information

Description	Code
A-Board (A2 Silver)	14083
A-Board (A1 Silver)	14084
Swinger Sign (430 x 625mm)	14085
Swinger Sign (750 x 500mm)	14625
Waterbase Sign (A1)	14626
Waterbase Sign (1016 x 762mm)	14627
Waterbase Sign (A0)	14528

Menu Frame Stands

Freestanding display stand with telescopic pole.

The Snap Frame is adjustable providing both portrait and landscape options.

Description	Code
A4 Frame	14086
A3 Frame	14087



Pop-Up Roller Banners

Our pop-up Roller Banners offer a cost effective solution for displaying large format graphics.

The Premium version features a fully Aluminium internal roller mechanism and heavy duty cartridge.


Classic and Premium Banners are supplied with a high quality padded carry case, an adhesive top bar and snap open versions are also available.

Description	Code
Single Sided Classic 800 x 2000mm	POPBAN001
Single Sided Classic 850 x 2000mm	POPBAN002
Single Sided Classic 1000 x 2000mm	POPBAN003
Single Sided Premium 800 x 2000mm	POPBAN004
Single Sided Premium 850 x 2000mm	POPBAN005
Single Sided Premium 1000 x 2000mm	POPBAN006

Double Sided Premium Roller Banner

Supplied with a high quality padded carry case, an adhesive top bar and snap open versions are also available.

Description	Code
Premium Double Sided (800 x 2000mm)	POPBAN007
Premium Double Sided (850 x 2000mm)	POPBAN008
Premium Double Sided (1000 x 2000mm)	POPBAN009



Don't forget to...
Supply your graphics when you order your Banner.

Door Sliders and Plates

Aluminium door signs and slider systems ideal for room identification. Satin Anodised Aluminium with black Plastic end caps.

Supplied with black text of your choice and available with drill holes or adhesive backing for fixing, please specify when ordering.



Display Size	Code
220 x 90mm	14113
320 x 120mm	14114
220 x 90mm	14110
220 x 75mm	14111
220 x 30mm	14112

Visual Display and POS

Magnetic Display Wallets

Perfect for use in industrial or commercial environments, these magnetic frames allow documents to be displayed in an easy and eye-catching way.

The edges have a highly effective magnetic pull force and can be applied to any flat Steel surface. The design allows for easy insertion and removal of documents without the necessity of moving the frame. However if required simply lift and relocate without the use of nails, screws or adhesive.



Size	Blue	Green	Black	Red	Yellow
A3	MAGA3/BLUE	MAGA3/GREEN	MAGA3/BLACK	MAGA3/RED	MAGA3/YELLOW
A4	MAGA4/BLUE	MAGA4/GREEN	MAGA4/BLACK	MAGA4/RED	MAGA4/YELLOW
A5	MAGA5/BLUE	MAGA5/GREEN	MAGA5/BLACK	MAGA5/RED	MAGA5/YELLOW

Clear Wallets

Clear document wallet with fold-over flap and Plastic press stud fastener, manufactured from Polypropylene. Also comes with a holder for a business card on the front.



Description	Code
A4	14629
A3	14630

Literature Holder

Manufactured from injection moulded crystal clear Acrylic these holders are ideal for displaying a range of brochures and leaflets.



Desktop Literature Holder



Wall Fix Literature Holder



Desktop Sign Holder



Desktop Double-Sided Sign Holder

Display Size	Code
DL	17331
A5	14088
A4	14089

Display Size	Code
DL	14903
A5	14090
A4	14091

Display Size	Code
A5	14631
A4	14632
A3	14633

Display Size	Code
A5	14634
A4	14635
A3	14636

Shadow Boards

Introduction	132
Custom Shadow Boards	132
Shadow Boards	133
Shadow Board Components	135
Shadow Board Options	136

Shadow Boards

Shadow Boards

Designed to simplify workplace procedures and processes, Shadow Boards help to quickly identify missing items whilst also being a key part of providing effective workplace organisation.

Suitable for a variety of equipment applications, from organising cleaning tools to Lockout and hand tools. Allowing you to implement essential 5S methodology easily into any working environment. Shadow Boards are available free standing, on castors, or wall mountable with pre-drilled holes and fixings for easy installation.

Available with or without stock and even colour coded to individual work areas or tool sets to avoid cross contamination.



Custom

Our bespoke sign manufacturing team have extensive experience producing and installing a range of Shadow Boards nationwide.

From single units to large scale factory 5S systems, we can be depended upon to provide a fast and efficient service at a competitive RRP.

We understand that you may have specific requirements for your Shadow Boards and our team are happy to use your own artwork, or work with you to design your Shadow Boards to your exact specifications.

Contact us for more information on how we can help bring 5S Shadow Board systems to your workplace.



-  **SORT**
-  **STREAMLINE**
-  **SHINE**
-  **STANDARDISE**
-  **SUSTAIN**

Implement **Lean Manufacturing** with a custom designed 5S Shadow Board as part of a planned procedure.

Colour

All Shadow Boards and components are supplied in a range of colours, with blue, red, yellow and green available for immediate delivery. Lead times may vary on non-standard colours, please contact us for more information.



Cleaning Station - Board A

Size: 650 x 1995mm

Description

- 317mm Professional Medium Banister Brush
- 320mm D-Grip Shovel
- 325mm Open Dustpan
- 305mm Professional Medium Sweeping Broom with Handle


CONTENTS

Description	Code
Red Board A (Filled)	SB-BD01-RD
Yellow Board A (Filled)	SB-BD01-YL
Blue Board A (Filled)	SB-BD01-BL
Green Board A (Filled)	SB-BD01-GR
Red Board A Only**	SB-BD01-RDNS
Yellow Board A Only**	SB-BD01-YLNS
Blue Board A Only**	SB-BD01-BLNS
Green Board A Only**	SB-BD01-GRNS

***Other colours available to order**
**** Non stocked boards are supplied with pre-drilled holes and hooks**



Stocked in 4 colours*



Cleaning Station - Board B

Size: 650 x 1995mm

Description

- 317mm Professional Medium Banister Brush
- 325mm Open Dustpan
- 305mm Professional Medium Sweeping Broom with Handle
- Warning Wet Floor A-Board
- Looped Hygiemix Mop with Handle
- 12 Litre Polypropylene Mop Bucket


CONTENTS

Description	Code
Red Board B (Filled)	SB-BD02-RD
Yellow Board B (Filled)	SB-BD02-YL
Blue Board B (Filled)	SB-BD02-BL
Green Board B (Filled)	SB-BD02-GR
Red Board B Only	SB-BD02-RDNS
Yellow Board B Only	SB-BD02-YLNS
Blue Board B Only	SB-BD02-BLNS
Green Board B Only	SB-BD02-GRNS

***Other colours available to order**
**** Non stocked boards are supplied with pre-drilled holes and hooks**



Stocked in 4 colours*



Looking for something bespoke?

Contact us today to find out how we can help create your bespoke Shadow Board.



Shadow Boards

Cleaning Station - Board C

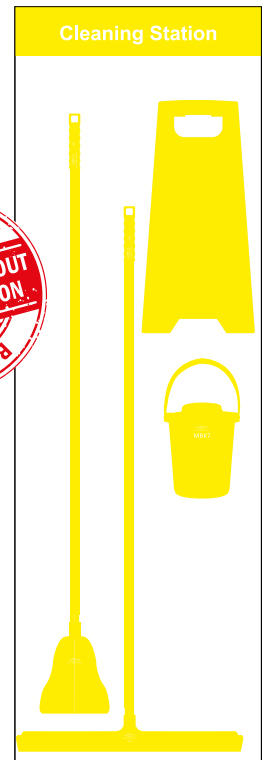
Size: 650 x 1995mm

Description
600mm Ultra Hygienic Squeegee with Handle
Warning Wet Floor A-Board
Looped Hygiemix Mop with Handle
12 Litre Polypropylene Mop Bucket

CONTENTS



Stocked in 4 colours*



Description	Code
Red Board C (Filled)	SB-BD03-RD
Yellow Board C (Filled)	SB-BD03-YL
Blue Board C (Filled)	SB-BD03-BL
Green Board C (Filled)	SB-BD03-GR
Red Board C Only	SB-BD03-RDNS
Yellow Board C Only	SB-BD03-YLNS
Blue Board C Only	SB-BD03-BLNS
Green Board C Only	SB-BD03-GRNS

*Other colours available to order

** Non stocked boards are supplied with pre-drilled holes and hooks

Cleaning Station - Board D

Size: 490 x 470mm

Description
317mm Professional Medium Banister Brush
325mm Open Dustpan

CONTENTS



Stocked in 4 colours*



Description	Code
Red Board D (Filled)	SB-BD04-RD
Yellow Board D (Filled)	SB-BD04-YL
Blue Board D (Filled)	SB-BD04-BL
Green Board D (Filled)	SB-BD04-GR
Red Board D Only	SB-BD04-RDNS
Yellow Board D Only	SB-BD04-YLNS
Blue Board D Only	SB-BD04-BLNS
Green Board D Only	SB-BD04-GRNS

*Other colours available to order

** Non stocked boards are supplied with pre-drilled holes and hooks

Design Service

We offer a full design service, contact us today to find out more.



1360mm Swaged-End Aluminium Handle with Polypropylene Grip

Blue: SB-HAN01-BL
 Red: SB-HAN01-RD
 Yellow: SB-HAN01-YL
 Green: SB-HAN01-GR



305mm Professional Medium Sweeping Broom

Blue: SB-BRM01-BL
 Red: SB-BRM01-RD
 Yellow: SB-BRM01-YL
 Green: SB-BRM01-GR



600mm Ultra Hygienic Squeegee

Blue: SB-SQG01-BL
 Red: SB-SQG01-RD
 Yellow: SB-SQG01-YL
 Green: SB-SQG01-GR



Looped Hygiemix Mop

Blue: SB-MOP01-BL
 Red: SB-MOP01-RD
 Yellow: SB-MOP01-YL
 Green: SB-MOP01-GR

320mm D-Grip Shovel

Blue: SB-SHV01-BL
 Red: SB-SHV01-RD
 Yellow: SB-SHV01-YL
 Green: SB-SHV01-GR



120mm Wall Bracket

Blue: SB-BHK01-BL
 Red: SB-BHK01-RD
 Yellow: SB-BHK01-YL
 Green: SB-BHK01-GR



Eyebolt

Code: SB-FIT01



Stainless Steel Hooks

Code: HE85L



Everbuild 10g Thread Lock GP Blue

Code: 91496



Stainless Steel Tray

Code: SB-FIT02



325mm Open Dustpan

Blue: SB-DPN01-BL
 Red: SB-DPN01-RD
 Yellow: SB-DPN01-YL
 Green: SB-DPN01-GR



317mm Professional Medium Banister Brush

Blue: SB-HBR01-BL
 Red: SB-HBR01-RD
 Yellow: SB-HBR01-YL
 Green: SB-HBR01-GR



12 Litre Polypropylene Mop Bucket

Blue: SB-BUK01-BL
 Red: SB-BUK01-RD
 Yellow: SB-BUK01-YL
 Green: SB-BUK01-GR



Warning Wet Floor A-Board

Code: 4702

See our full range of heavy duty A-Boards on page 108.

Shadow Boards

Product Description

1360mm Swaged-End Aluminium Handle with Grip
 317mm Professional Medium Banister Brush
 320mm D-Grip Shovel
 325mm Open Dustpan
 305mm Professional Medium Sweeping Broom
 600mm Ultra Hygienic Squeegee
 Looped Hygiemix Mop
 12 Litre Polypropylene Mop Bucket
 120mm Wall Bracket - for use with Mop

	Blue (-BL)	Green (-GR)	Red (-RD)	Yellow (-YL)
	SB-HAN01-BL	SB-HAN01-GR	SB-HAN01-RD	SB-HAN01-YL
	SB-HBR01-BL	SB-HBR01-GR	SB-HBR01-RD	SB-HBR01-YL
	SB-SHV01-BL	SB-SHV01-GR	SB-SHV01-RD	SB-SHV01-YL
	SB-DPN01-BL	SB-DPN01-GR	SB-DPN01-RD	SB-DPN01-YL
	SB-BRM01-BL	SB-BRM01-GR	SB-BRM01-RD	SB-BRM01-YL
	SB-SQG01-BL	SB-SQG01-GR	SB-SQG01-RD	SB-SQG01-YL
	SB-MOP01-BL	SB-MOP01-GR	SB-MOP01-RD	SB-MOP01-YL
	SB-BUK01-BL	SB-BUK01-GR	SB-BUK01-RD	SB-BUK01-YL
	SB-BHK01-BL	SB-BHK01-GR	SB-BHK01-RD	SB-BHK01-YL

Trolley Options

Trolleys can be supplied for all our standard size boards (650 x 1995mm and 490 x 470mm). Other sizes are available to order, please contact us for more information and lead times.

Stainless Steel

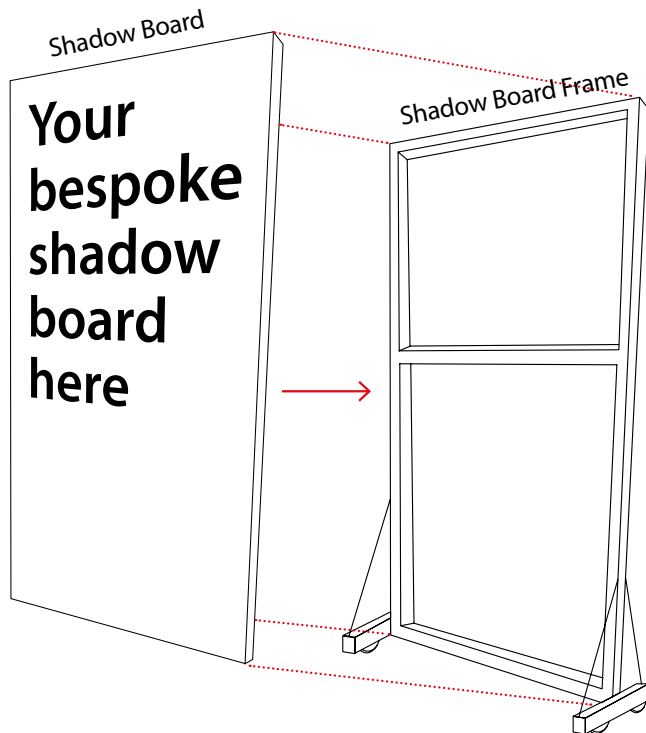
Stainless Steel tube with fully welded joints, ideal for the food industry.

Powder Coated

Ideal for use when a more economical solution is needed.

Design Options:

Size, food grade, powder coated, castors, stand offs and sealant - all fully customisable on request.



Fitting Options

Shadow Boards can be mounted using:

- Stand offs.
- Flush to wall with optional sealant.
- Mounted on a moveable trolley system.



Contact us for more information on developing a bespoke Shadow Board for your business.

Labels

Electrical Labels	138
PAT Test Labels	141
Hazardous Substances Labels	142
Labels On A Roll / Label Packs	143
Hazardous Substance Sheets	144
UN Placards To IMDG Code	144
Quality Control Labels	145
Self Laminating Labels	145
Maintenance Labels	146
Door Labels	146
Label Rolls	147
Packaging Labels	148
Asbestos Labels	148
Globally Harmonised System (GHS) Labels	148
Valve Tags	149

Labels

Electrical Labels

Electrical Labels help to warn of potential hazards and identify if equipment has been tested or requires testing. Our labels are available in 3 materials, 4 sizes and 5 pack quantities.



Danger 230 Volts

Material	Pack / Roll	Size	Code
Self Adhesive Vinyl	5	75 x 25mm	LAB0001
Self Adhesive Vinyl	25	75 x 25mm	LAB0002
Self Adhesive Vinyl	250	75 x 25mm	LAB0003
Self Adhesive Vinyl	5	75 x 75mm	LAB1000
Self Adhesive Vinyl	25	75 x 75mm	LAB1001
Self Adhesive Vinyl	100	75 x 75mm	LAB1002
Self Adhesive Rigid PVC	5	75 x 25mm	LAB2000
Self Adhesive Rigid PVC	5	75 x 75mm	LAB3000
Rigid Engraved	5	75 x 25mm	LAB8000



Danger 240 Volts

Material	Pack / Roll	Size	Code
Self Adhesive Vinyl	5	75 x 25mm	LAB0004
Self Adhesive Vinyl	25	75 x 25mm	LAB0005
Self Adhesive Vinyl	250	75 x 25mm	LAB0006
Self Adhesive Vinyl	5	75 x 75mm	LAB1003
Self Adhesive Vinyl	25	75 x 75mm	LAB1004
Self Adhesive Vinyl	100	75 x 75mm	LAB1005
Self Adhesive Rigid PVC	5	75 x 25mm	LAB2001
Self Adhesive Rigid PVC	5	75 x 75mm	LAB3001
Rigid Engraved	5	75 x 25mm	LAB8001



Danger 400 Volts

Material	Pack / Roll	Size	Code
Self Adhesive Vinyl	5	75 x 25mm	LAB0007
Self Adhesive Vinyl	25	75 x 25mm	LAB0008
Self Adhesive Vinyl	250	75 x 25mm	LAB0009
Self Adhesive Vinyl	5	75 x 75mm	LAB1006
Self Adhesive Vinyl	25	75 x 75mm	LAB1007
Self Adhesive Vinyl	100	75 x 75mm	LAB1008
Self Adhesive Rigid PVC	5	75 x 25mm	LAB2002
Self Adhesive Rigid PVC	5	75 x 75mm	LAB3002
Rigid Engraved	5	75 x 25mm	LAB8002



Danger 415 Volts

Material	Pack / Roll	Size	Code
Self Adhesive Vinyl	5	75 x 25mm	LAB0010
Self Adhesive Vinyl	25	75 x 25mm	LAB0011
Self Adhesive Vinyl	250	75 x 25mm	LAB0012
Self Adhesive Vinyl	5	75 x 75mm	LAB1009
Self Adhesive Vinyl	25	75 x 75mm	LAB1010
Self Adhesive Vinyl	100	75 x 75mm	LAB1011
Self Adhesive Rigid PVC	5	75 x 25mm	LAB2003
Self Adhesive Rigid PVC	5	75 x 75mm	LAB3003
Rigid Engraved	5	75 x 25mm	LAB8003



Danger High Voltage

Material	Pack / Roll	Size	Code
Self Adhesive Vinyl	5	75 x 25mm	LAB0013
Self Adhesive Vinyl	25	75 x 25mm	LAB0014
Self Adhesive Vinyl	250	75 x 25mm	LAB0015
Self Adhesive Vinyl	5	75 x 75mm	LAB1012
Self Adhesive Vinyl	25	75 x 75mm	LAB1013
Self Adhesive Vinyl	100	75 x 75mm	LAB1014
Self Adhesive Rigid PVC	5	75 x 25mm	LAB2004
Self Adhesive Rigid PVC	5	75 x 75mm	LAB3004
Rigid Engraved	5	75 x 25mm	LAB8004



Danger Arc Flash

Material	Pack / Roll	Size	Code
Self Adhesive Vinyl	5	75 x 25mm	LAB0028
Self Adhesive Vinyl	25	75 x 25mm	LAB0029
Self Adhesive Vinyl	250	75 x 25mm	LAB0030
Self Adhesive Vinyl	5	75 x 75mm	LAB1028
Self Adhesive Vinyl	25	75 x 75mm	LAB1029
Self Adhesive Vinyl	100	75 x 75mm	LAB1030



Warning Isolate Elsewhere

Material	Pack / Roll	Size	Code
Self Adhesive Vinyl	5	75 x 25mm	LAB0016
Self Adhesive Vinyl	25	75 x 25mm	LAB0017
Self Adhesive Vinyl	250	75 x 25mm	LAB0018
Self Adhesive Vinyl	5	75 x 75mm	LAB1015
Self Adhesive Vinyl	25	75 x 75mm	LAB1016
Self Adhesive Vinyl	100	75 x 75mm	LAB1017
Self Adhesive Rigid PVC	5	75 x 25mm	LAB2005
Self Adhesive Rigid PVC	5	75 x 75mm	LAB3005
Rigid Engraved	5	75 x 25mm	LAB8005



Labels

Warning More Than One Point Of Isolation

Material	Pack / Roll	Size	Code
Self Adhesive Vinyl	5	75 x 25mm	LAB0025
Self Adhesive Vinyl	25	75 x 25mm	LAB0026
Self Adhesive Vinyl	250	75 x 25mm	LAB0027
Self Adhesive Vinyl	5	75 x 75mm	LAB1025
Self Adhesive Vinyl	25	75 x 75mm	LAB1026
Self Adhesive Vinyl	100	75 x 75mm	LAB1027



Danger 415V Exists Between ← →

Material	Pack / Roll	Size	Code
Self Adhesive Vinyl	5	75 x 25mm	LAB0019
Self Adhesive Vinyl	25	75 x 25mm	LAB0020
Self Adhesive Vinyl	250	75 x 25mm	LAB0021
Self Adhesive Vinyl	5	75 x 75mm	LAB1019
Self Adhesive Vinyl	25	75 x 75mm	LAB1020
Self Adhesive Vinyl	100	75 x 75mm	LAB1021
Rigid Engraved	5	75 x 25mm	LAB8006



Safety Electrical Connection

Material	Pack / Roll	Size	Code
Self Adhesive Vinyl	5	75 x 25mm	LAB0022
Self Adhesive Vinyl	25	75 x 25mm	LAB0023
Self Adhesive Vinyl	250	75 x 25mm	LAB0024
Self Adhesive Vinyl	5	75 x 75mm	LAB1022
Self Adhesive Vinyl	25	75 x 75mm	LAB1023
Self Adhesive Vinyl	100	75 x 75mm	LAB1024
Self Adhesive Rigid PVC	5	75 x 25mm	LAB2006
Self Adhesive Rigid PVC	5	75 x 75mm	LAB3006



Periodic Inspection

Material	Pack / Roll	Size	Code
Self Adhesive Vinyl	5	75 x 75mm	LAB4000
Self Adhesive Vinyl	25	75 x 75mm	LAB4001
Self Adhesive Vinyl	100	75 x 75mm	LAB4002
Self Adhesive Rigid PVC	5	75 x 75mm	LAB3007



RCD Test Label

Material	Pack / Roll	Size	Code
Self Adhesive Vinyl	5	75 x 75mm	LAB4003
Self Adhesive Vinyl	25	75 x 75mm	LAB4004
Self Adhesive Vinyl	100	75 x 75mm	LAB4005
Self Adhesive Rigid PVC	5	75 x 75mm	LAB3008



Mixed Cable Notice

Material	Pack / Roll	Size	Code
Self Adhesive Vinyl	5	75 x 75mm	LAB4006
Self Adhesive Vinyl	25	75 x 75mm	LAB4007
Self Adhesive Vinyl	100	75 x 75mm	LAB4008



Harmonised Cable Notice

Material	Pack / Roll	Size	Code
Self Adhesive Vinyl	5	75 x 75mm	LAB4009
Self Adhesive Vinyl	25	75 x 75mm	LAB4010
Self Adhesive Vinyl	100	75 x 75mm	LAB4011



PAT Test Label

Printed on self adhesive Vinyl, allowing the correct compliance details to be written directly on to the label.

Material	Pack / Roll	Size	Code
Self Adhesive Vinyl	50	50 x 15mm	LAB6000
Self Adhesive Vinyl	250	50 x 15mm	LAB6001
Self Adhesive Vinyl	50	50 x 35mm	LAB7000
Self Adhesive Vinyl	250	50 x 35mm	LAB7001



FAIL Test Label

Printed on self adhesive Vinyl, allowing the correct compliance details to be written directly on to the label.

Material	Pack / Roll	Size	Code
Self Adhesive Vinyl	50	50 x 15mm	LAB6002
Self Adhesive Vinyl	250	50 x 15mm	LAB6003
Self Adhesive Vinyl	50	50 x 35mm	LAB7002
Self Adhesive Vinyl	250	50 x 35mm	LAB7003



Hazardous Substances Labels (ADR, RID, IMDG, IATA, ICAO)

New requirements following the UN Model Regulations no longer make a distinction between primary and subsidiary warning labels for ADR, RID, IMDG, IATA and ICAO. In the future both will require the Class Number.



C 100 x 100 SAV 1852S
* 200 x 200 SAV 1857S



C 100 x 100 SAV 1850S
* 200 x 200 SAV 1855S



C 100 x 100 SAV 1851S
* 200 x 200 SAV 1856S



C 100 x 100 SAV 1854S
* 200 x 200 SAV 1859S



C 100 x 100 SAV 1853S
* 200 x 200 SAV 1858S



C 100 x 100 SAV 1870S
* 200 x 200 SAV 1871S



C 100 x 100 SAV 1860S
* 200 x 200 SAV 1865S



C 100 x 100 SAV 1861S
* 200 x 200 SAV 1866S



C 100 x 100 SAV 1862S
* 200 x 200 SAV 1867S



C 100 x 100 SAV 1863S
* 200 x 200 SAV 1868S



C 100 x 100 SAV 1864S
* 200 x 200 SAV 1869S



C 100 x 100 SAV 13723
* 200 x 200 SAV 13724



C 100 x 100 SAV 13725
* 200 x 200 SAV 13726



C 100 x 100 SAV 13741
* 200 x 200 SAV 13742



C 100 x 100 SAV 13739
* 200 x 200 SAV 13740



C 100 x 100 SAV 13727
* 200 x 200 SAV 13728



C 100 x 100 SAV 13729
* 200 x 200 SAV 13730



C 100 x 100 SAV 13731
* 200 x 200 SAV 13732



C 100 x 100 SAV 13745
* 200 x 200 SAV 13746



C 100 x 100 SAV 13743
* 200 x 200 SAV 13744



C 100 x 100 SAV 13733
* 200 x 200 SAV 13734



C 100 x 100 SAV 13735
* 200 x 200 SAV 13736



C 100 x 100 SAV 13737
* 200 x 200 SAV 13738



C 100 x 100 SAV 13747
* 200 x 200 SAV 13748



C 100 x 100 SAV 13749
* 200 x 200 SAV 13750



100 x 100 SAV 13753
200 x 200 SAV 13754



100 x 100 SAV 13755
200 x 200 SAV 13756



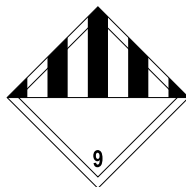
100 x 100 SAV 13757
200 x 200 SAV 13758



100 x 100 SAV 13759
200 x 200 SAV 13760



100 x 100 SAV 13751
200 x 200 SAV 13752



100 x 100 SAV 13761
200 x 200 SAV 13762



Labels On A Roll / Label Packs


These labels are manufactured from a laminated Polypropylene.

100mm² labels are supplied in rolls of 250.


250mm² labels supplied in a packs of 10.



100 x 100 SAV R6001.250



100 x 100 SAV R6000.250



100 x 100 SAV R4000.250
100 x 100 SAV R4000.500
250 x 250 SAV R54000.10



100 x 100 SAV R4001.250
250 x 250 SAV R54001.10



100 x 100 SAV R4550.250
250 x 250 SAV R54550.10



100 x 100 SAV R4100.250
250 x 250 SAV R54100.10



100 x 100 SAV R4101.250
250 x 250 SAV R54101.10



100 x 100 SAV R4102.250
250 x 250 SAV R54102.10



100 x 100 SAV R4150.250
250 x 250 SAV R54150.10



100 x 100 SAV R4151.250
250 x 250 SAV R54151.10



100 x 100 SAV R4153.250
250 x 250 SAV R54153.10



100 x 100 SAV R4152.250
250 x 250 SAV R54152.10



100 x 100 SAV R4250.250
250 x 250 SAV R54250.10



100 x 100 SAV R4251.250
250 x 250 SAV R54251.10



100 x 100 SAV R4252.250
250 x 250 SAV R54252.10



100 x 100 SAV R4300.250
250 x 250 SAV R54300.10



100 x 100 SAV R4301.250
250 x 250 SAV R54301.10



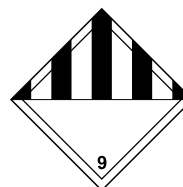
100 x 100 SAV R4303.250
250 x 250 SAV R54303.10



100 x 100 SAV R4302.250
250 x 250 SAV R54302.10



100 x 100 SAV R4400.250
250 x 250 SAV R54400.10



100 x 100 SAV R4450.250
250 x 250 SAV R54450.10



100 x 100 SAV R4500.250
250 x 250 SAV R54500.10

Hazardous Substances Sheets

Each sheet has 3 Vinyl labels which can be easily cut as required.

1 x 200mm² and 2 x 100mm² labels per sheet.



1 x 200mm²
2 x 100mm² SAV 1852



1 x 200mm²
2 x 100mm² SAV 1850



1 x 200mm²
2 x 100mm² SAV 1851



1 x 200mm²
2 x 100mm² SAV 1860



1 x 200mm²
2 x 100mm² SAV 1861



1 x 200mm²
2 x 100mm² SAV 1862

With Class Numbers




1 x 200mm²
2 x 100mm² SAV 1854



1 x 200mm²
2 x 100mm² SAV 1853



1 x 200mm²
2 x 100mm² SAV 1863



1 x 200mm²
2 x 100mm² SAV 1864

UN Placards to IMDG Code

UN substance numbering is a requirement on road and rail tanks, freight wagons, vehicles and containers.

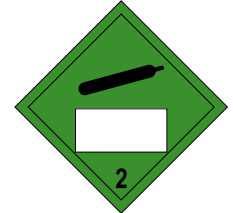
Supplied with a blank space allowing you to fill in the appropriate numbers (must be 65mm high and in black) - alternatively we can print them for you, contact us for details.



250 x 250 SAV 13763



250 x 250 SAV 13764




250 x 250 SAV 13765



250 x 250 SAV 13766



250 x 250 SAV 13767



250 x 250 SAV 13768



250 x 250 SAV 13769



250 x 250 SAV 13770



250 x 250 SAV 13771



250 x 250 SAV 13772



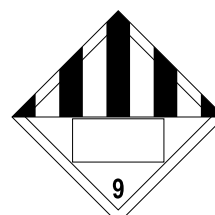
250 x 250 SAV 13773



250 x 250 SAV 13774



250 x 250 SAV 13775



250 x 250 SAV 13776



Quality Control Labels

Self Adhesive Vinyl 50 x 25mm labels, supplied in rolls of 250.

PASSED
FOR ELECTRICAL SAFETY

BY:

DATE:

* 50 x 25 SAV R3000.250
* 50 x 25 SAV R3000.500

CALIBRATED

BY:

DATE:

* 50 x 25 SAV R3001.250
* 50 x 25 SAV R3001.500

PASSED

comments

signed:

dated:

* 50 x 25 SAV R3014.250
* 50 x 25 SAV R3014.500

CHECKED

BY:

DATE:

* 50 x 25 SAV R3002.250
* 50 x 25 SAV R3002.500

LUBRICATED

BY:

DATE:

* 50 x 25 SAV R3004.250
* 50 x 25 SAV R3004.500

QA PASSED

BY:

DATE:

* 50 x 25 SAV R3005.250
* 50 x 25 SAV R3005.500

TESTED

comments

signed:

dated:

* 50 x 25 SAV R3015.250
* 50 x 25 SAV R3015.500

CALIBRATED

comments

signed:

dated:

* 50 x 25 SAV R3016.250
* 50 x 25 SAV R3016.500

CALIBRATION NOT REQUIRED

* 50 x 25 SAV R3012.250
* 50 x 25 SAV R3012.500

DO NOT USE

* 50 x 25 SAV R3003.250
* 50 x 25 SAV R3003.500

FAILED - DO NOT USE

BY:

DATE:

* 50 x 25 SAV R3006.250
* 50 x 25 SAV R3006.500

NOT CALIBRATED

DO NOT USE

* 50 x 25 SAV R3008.250
* 50 x 25 SAV R3008.500

QUARANTINE

comments

signed:

dated:

* 50 x 25 SAV R3018.250
* 50 x 25 SAV R3018.500

REJECTED

comments

signed:

dated:

* 50 x 25 SAV R3017.250
* 50 x 25 SAV R3017.500

PROPERTY OF:

ASSET NO:

* 50 x 25 SAV R3007.250
* 50 x 25 SAV R3007.500

USE BY

DATE:

* 50 x 25 SAV R3013.250
* 50 x 25 SAV R3013.500

INSPECTED

comments

signed:

dated:

* 50 x 25 SAV R3019.250
* 50 x 25 SAV R3019.500

PROPERTY OF

* 50 x 25 SAV R3009.250
* 50 x 25 SAV R3009.500

SERIAL NO.

* 50 x 25 SAV R3010.250
* 50 x 25 SAV R3010.500

ASSET NO.

* 50 x 25 SAV R3011.250
* 50 x 25 SAV R3011.500

SCRAPPED

SIGNED:

DATE:

* 50 x 25 SAV R3022.250
* 50 x 25 SAV R3022.500

CALIBRATION VOID IF SEAL IS BROKEN

* 50 x 25 SAV R3025.250
* 50 x 25 SAV R3025.500

QUALITY CONTROL

PASSED INSPECTION

* 50 x 25 SAV R3024.250
* 50 x 25 SAV R3024.500

QUALITY CONTROL

* 50 x 25 SAV R3023.250
* 50 x 25 SAV R3023.500

Self Laminating Labels

Protect important information from malicious damage and the weather with these self-laminating labels. After writing, use the over-laminate to ensure text cannot be changed. Supplied in rolls of 250 labels.



PROPERTY OF:

ASSET NO:

* 50 x 25 SAV 13644

PASSED
FOR ELECTRICAL SAFETY

BY:

DATE:

* 50 x 25 SAV 13641

CALIBRATED

BY:

DATE:

* 50 x 25 SAV 13642

FAILED - DO NOT USE

BY:

DATE:

* 50 x 25 SAV 13643

PROPERTY OF:

SERIAL NO:

* 50 x 25 SAV 15011

NEXT SERVICE

DATE:

* 50 x 25 SAV 15010

SERIAL NO.

* 50 x 25 SAV 15012

PROPERTY OF:

TEL NO:

* 50 x 25 SAV 15013

PROPERTY OF:

* 50 x 25 SAV 15014

Labels

PAT Testing Labels

50 x 25mm labels, supplied in rolls of 500 in self adhesive Vinyl.



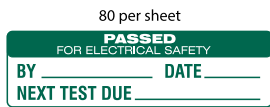
50 x 25 SAV R3020.500



50 x 25 SAV R3021.500

Maintenance Labels

These PAT testing labels are printed on self adhesive paper, allowing you to write the correct compliance details directly onto the label. Supplied in sheet format.




80 per sheet
51 x 15 SAP 3250



80 per sheet
51 x 15 SAP 3300

Door Labels



150 x 150mm SAV 13876



150 x 150mm SAV 13877



150 x 150mm SAV 13878



150 x 150mm SAV 11326



150 x 150mm SAV 11330



150 x 150mm SAV 11350



150 x 150mm SAV 11334



150 x 150mm SAV 11338



150 x 150mm SAV 11510

Advanced Electrical Lockout Kit

Our pre-selected kits are designed to cover the most common uses in industry. Each is supplied in handy carry case providing a convenient choice for any Lockout professional.

Description	Code
Lockout Shell Case / Pouch	LOK189
Red Safety Lockout Padlocks (KD)	LOK007-L
Non-Conductive Lockout Hasp - 6 Holes	LOK046
Pneumatic Lockout	LOK063
MCB Lockout Pin Out Standard	LOK205
MCB Lockout Pin In Standard	LOK206
MCB Lockout Pin Out Wide	LOK208
Miniature Circuit Breaker Lockout Tie Bar	LOK207
Universal Fuse Circuit Breaker Lockout	LOK140
Universal Extra Large Circuit Breaker Lockout	LOK142
Universal Circuit Breaker Lockout	LOK043
Pack (10) of 'Do Not Operate' Tags	LOK050
Universal MCB Lockout	LOK141
Ultra-Fine Permanent Pen	TGPEN01

CONTENTS

For our full range of Lockout Kits visit page 176.



Size	Code
15 Piece Kit	LOK251

Label Rolls

Supplied in rolls, these labels are available in a range of sizes and roll quantities. The quantity in each pack is shown by the last numbers in the code, for example:

R3201.250 - Roll of 50 x 25mm labels, 250 labels per roll.

R3201.500 - Roll of 50 x 25mm labels, 500 labels per roll.



* 50 x 50 SAV R1203.250
* 50 x 50 SAV R1203.500



* 50 x 50 SAV R1204.250
* 50 x 50 SAV R1204.500



* 50 x 50 SAV R1205.250
* 50 x 50 SAV R1205.500




* 50 x 50 SAV R1206.250
* 50 x 50 SAV R1206.500




* 50 x 50 SAV R1207.250
* 50 x 50 SAV R1207.500



* 50 x 50 SAV R1208.250
* 50 x 50 SAV R1208.500



* 50 x 50 SAV R1209.250
* 50 x 50 SAV R1209.500



* 50 x 50 SAV R1210.250
* 50 x 50 SAV R1210.500



* 50 x 50 SAV R1211.250
* 50 x 50 SAV R1211.500



* 50 x 50 SAV R1200.250
* 50 x 50 SAV R1200.500



* 50 x 50 SAV R1201.250
* 50 x 50 SAV R1201.500



* 50 x 50 SAV R1202.250
* 50 x 50 SAV R1202.500



* 50 x 50 SAV R1100.250
* 50 x 50 SAV R1100.500



* 50 x 50 SAV R1101.250
* 50 x 50 SAV R1101.500



* 50 x 50 SAV R1102.250
* 50 x 50 SAV R1102.500



* 50 x 50 SAV R1103.250
* 50 x 50 SAV R1103.500



* 50 x 50 SAV R1000.250
* 50 x 50 SAV R1000.500



Labels

Packaging Labels

Internationally recognised paper packaging labels, supplied in rolls of 1000.



✳ 100 x 150 SAV 13868



✳ 100 x 150 SAV 13871



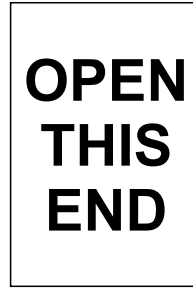
✳ 100 x 150 SAV 14789



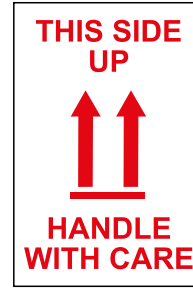
✳ 100 x 150 SAV 14210



✳ 100 x 150 SAV 13872



✳ 100 x 150 SAV 13870



✳ 100 x 150 SAV 13873

Asbestos Labels

Printed on self adhesive Polypropylene, 500 labels per roll.



✳ 25 x 50 SAV 3210



✳ 25 x 50 SAV 3211



Globally Harmonised System (GHS) Labels

Printed on self adhesive Vinyl. 50mm supplied in packs of 10, 100mm supplied individually.



✳ 50 x 50 SAV 18000
✳ 100 x 100 SAV 18001



✳ 50 x 50 SAV 18002
✳ 100 x 100 SAV 18003



✳ 50 x 50 SAV 18004
✳ 100 x 100 SAV 18005



✳ 50 x 50 SAV 18006
✳ 100 x 100 SAV 18007



✳ 50 x 50 SAV 18008
✳ 100 x 100 SAV 18009



✳ 50 x 50 SAV 18010
✳ 100 x 100 SAV 18011



✳ 50 x 50 SAV 18012
✳ 100 x 100 SAV 18013



✳ 50 x 50 SAV 18014
✳ 100 x 100 SAV 18015



✳ 50 x 50 SAV 18016
✳ 100 x 100 SAV 18017



Labels Valve Tags / Numbers and Letters

Long lasting engraved Valve Tags finished in conjunction with pipe marking identification to help comply with legislation. Circular Brass Tags with a depth of 1.6mm.

Tags which are Brass can be either natural or ink filled.



How To Order

Choose your material, size and quantity. If you are ordering Traffolite please also choose the colour (described below the code grid) and add this to the end of the code shown within the grid.

For example a red 27mm Traffolite set from 1-25 would be **TGTR-27-1-RD**

Custom Tags

Traffolite Custom Tags can be made with different shapes, messages and a variety of colour options. Contact the sales office for further details.



Sequential No.	27mm			33mm			38mm		
	Brass - Natural	Brass - Filled	Traffolite (1.6mm)	Brass - Natural	Brass - Filled	Traffolite (1.6mm)	Brass - Natural	Brass - Filled	Traffolite (1.6mm)
1 - 25	TGBU-27-1	TGBF-27-1	TGTR-27-1	TGBU-33-1	TGBF-33-1	TGTR-33-1	TGBU-38-1	TGBF-38-1	TGTR-38-1
26 - 50	TGBU-27-26	TGBF-27-26	TGTR-27-26	TGBU-33-26	TGBF-33-26	TGTR-33-26	TGBU-38-26	TGBF-38-26	TGTR-38-26
51 - 75	TGBU-27-51	TGBF-27-51	TGTR-27-51	TGBU-33-51	TGBF-33-51	TGTR-33-51	TGBU-38-51	TGBF-38-51	TGTR-38-51
76 - 100	TGBU-27-76	TGBF-27-76	TGTR-27-76	TGBU-33-76	TGBF-33-76	TGTR-33-76	TGBU-38-76	TGBF-38-76	TGTR-38-76
101 - 125	TGBU-27-101	TGBF-27-101	TGTR-27-101	TGBU-33-101	TGBF-33-101	TGTR-33-101	TGBU-38-101	TGBF-38-101	TGTR-38-101
126 - 150	TGBU-27-126	TGBF-27-126	TGTR-27-126	TGBU-33-126	TGBF-33-126	TGTR-33-126	TGBU-38-126	TGBF-38-126	TGTR-38-126
151 - 175	TGBU-27-151	TGBF-27-151	TGTR-27-151	TGBU-33-151	TGBF-33-151	TGTR-33-151	TGBU-38-151	TGBF-38-151	TGTR-38-151
176 - 200	TGBU-27-176	TGBF-27-176	TGTR-27-176	TGBU-33-176	TGBF-33-176	TGTR-33-176	TGBU-38-176	TGBF-38-176	TGTR-38-176
201 - 225	TGBU-27-201	TGBF-27-201	TGTR-27-201	TGBU-33-201	TGBF-33-201	TGTR-33-201	TGBU-38-201	TGBF-38-201	TGTR-38-201
226 - 250	TGBU-27-226	TGBF-27-226	TGTR-27-226	TGBU-33-226	TGBF-33-226	TGTR-33-226	TGBU-38-226	TGBF-38-226	TGTR-38-226
251 - 275	TGBU-27-251	TGBF-27-251	TGTR-27-251	TGBU-33-251	TGBF-33-251	TGTR-33-251	TGBU-38-251	TGBF-38-251	TGTR-38-251
276 - 300	TGBU-27-276	TGBF-27-276	TGTR-27-276	TGBU-33-276	TGBF-33-276	TGTR-33-276	TGBU-38-276	TGBF-38-276	TGTR-38-276
301 - 325	TGBU-27-301	TGBF-27-301	TGTR-27-301	TGBU-33-301	TGBF-33-301	TGTR-33-301	TGBU-38-301	TGBF-38-301	TGTR-38-301
326 - 350	TGBU-27-326	TGBF-27-326	TGTR-27-326	TGBU-33-326	TGBF-33-326	TGTR-33-326	TGBU-38-326	TGBF-38-326	TGTR-38-326
351 - 375	TGBU-27-351	TGBF-27-351	TGTR-27-351	TGBU-33-351	TGBF-33-351	TGTR-33-351	TGBU-38-351	TGBF-38-351	TGTR-38-351
376 - 400	TGBU-27-376	TGBF-27-376	TGTR-27-376	TGBU-33-376	TGBF-33-376	TGTR-33-376	TGBU-38-376	TGBF-38-376	TGTR-38-376





View our full range of customisable Valve Tags on page 149.

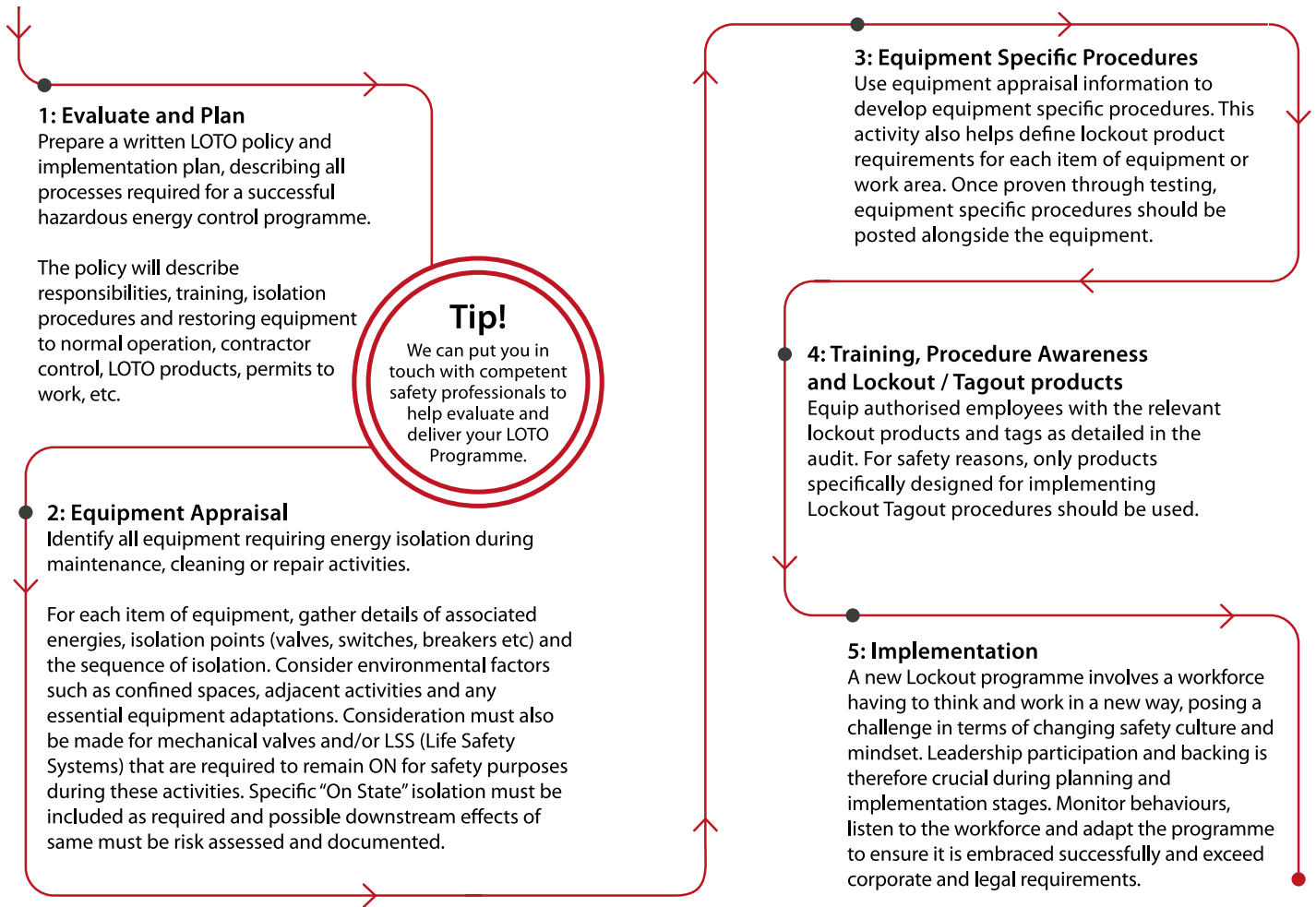
Lockout Tagout

How To Implement a Planned Loto Programme	152
What Is Lockout Tagout?	152
Why Use Lockout Tagout?	152
Energy Types	152
Current Regulations	153
The Importance Of Tagging	153
Permits To Work	153
Keying Systems and Registering	154
Padlocks And Accessories	
Safety Padlocks	155
Security Padlocks	156
Padlock Accessories	156
Hasps	
Standard Hasps	158
Dielectric Hasps	159
Sign Hasps	159
Valve Lockout	
Gate Valve Lockout	160
Ball Valve Lockout	161
Butterfly Valve Lockout	162
Flange Ball Valve Lockout	162
Cable Lockout	
Cable Lockout	163
Heavy Duty Cable Lockout	164
Electrical Lockout	
Mini Circuit Breaker Lockout	164
Fuse Lockout	165
Plug Lockout	166
Cylinder Lockout	167
Button Lockout	167
Pin and Sleeve Lockout	169
Electrical Panel Lockout	169
Gas Cylinder Lockout	170
Pneumatic Lockout	170
Lockboxes	171
Ladder Lockout	171
Lockout Stations	
Advanced Lockout Station	172
Build Your Own Lockout Station	174
Lockable Lockout Station	175
Tag Station	175
Lockout Kits	
Electrical Lockout Kits	176
Maintenance Kits	177
Large Lockout Kits	178
Lockout Bags / Boxes	179
Lockout Signs	180
Lockout Tags	181

Lockout Tagout

How to implement a Planned LOTO Programme?

A clearly designed LOTO programme will detail all the necessary steps to ensure equipment energy is safely isolated.



What is Lockout Tagout? (LOTO)

Lockout is a physical method of isolating equipment to prevent it being re-energised or stop the release of any stored energy.

Tagout is a highly visible written warning attached to the locked out device highlighting that the equipment should not be used until the Lockout is removed.

Why Lockout Tagout?

Planned Lockout Tagout Procedures are an effective way of reducing the risks involved when maintaining, cleaning or repairing equipment. Now considered a best practice procedure worldwide, correct implementation can reduce downtime and increase productivity. It helps to ensure worker safety and reduces the risk of employers exposure to liability and prosecution, as well as indirect costs such as repairs to equipment.

Types of Energy

Dangerous energy sources can take many forms, including:



Electrical Energy

Commonly found powering nearly all workplace equipment.



Hydraulic Energy

Found powering forklifts, cutting equipment and pumps.



Mechanical Energy

Can be found in all machinery with moving parts.



Thermal Energy

In ovens or freezers (hot or cold).



Pneumatic Energy

Most commonly found powering machinery via compressed air or gas.



Potential Energy

Found in compressed springs or suspended weights.

Current Regulations

UK and Ireland Health and Safety legislation is established on a framework that is not wholly prescriptive, being goal setting in nature, emphasising self-regulation, risk assessment and workforce involvement in the control of health and safety. As pioneered by US legislation and subsequent EU legislation.

The Health and Safety at Work Act 1974 places general duties on employers to ensure, so far as reasonably practicable, the health, safety and welfare at work of their employees, including a requirement to provide and maintain safe plant and equipment.

The Management of Health and Safety at Work Regulations 1999 require an employer to carry out a risk assessment of activities, introduce safe systems of work, coordinate activities and provide training. Isolation requirements are highlighted under specific UK and Ireland regulations.

In the UK, the following regulations govern the control of hazardous energy (CHE): **BS7671:2008(2011) "Requirements for Electrical Installations. IET Wiring Regulations." 17th Edition:**

537.2.2.4: Provision shall be made for securing off-load isolating devices against inadvertent or unauthorised opening.

537.3.1.2: Suitable means shall be provided to prevent electrical powered equipment becoming unintentionally reactivated.

Provision and Use of Work Equipment Regulations 1998 Regulation 19 (1): Every employer shall ensure that where appropriate work equipment is provided with suitable means to isolate it from all its sources of energy.

In Ireland, the legislation in force is: **Safety, Health and Welfare at Work Regulations 2007.** All work equipment is fitted with clearly identifiable means to isolate it from all its energy sources, and the reconnecting of the work equipment to its energy sources poses no risk to the employees concerned.

EU CEE89/655 "Council Directive 89/655/EEC of 30 November 1989 concerning the minimum safety and health requirements for the use of work equipment by workers at work".

Article 19: The employer is committed to guarantee the safety and protection of employees and to take necessary measures to reduce risks to the minimum possible.

Article 46: The employer must ensure that all safety procedures are strictly implemented and regularly reviewed by appropriate means, employers must use all necessary tools to carry out maintenance they are responsible for and to aid them in the case of accident or emergency.

Article 49: When carrying out isolated maintenance, the equipment must be clearly labelled; Isolation of equipment from all possible electrical energy sources; lock-out of devices in the 'off' position; verification of isolation of all energy sources close to the maintenance area.

The USA OSHA 1910.147 "The Control of Hazardous Energy (Lockout/Tagout), Title 29 Code of Federal Regulations".

1910.147 (c)(5)(ii)(B): Standardised. Lockout and Tagout devices shall be standardised within the facility in at least one of the following criteria: colour; shape; or size; and additionally, in the case of Tagout devices, print and format shall be standardised.

1910.147 (c)(5)(ii)(C): Devices must be capable of withstanding the environment to which they are exposed for the maximum time of exposure expected.

1910.147(c)(5)(ii)(C)(1): Lockout devices shall be substantial enough to prevent removal without the use of excessive force or unusual techniques, such as with the use of bolt cutters or other metal cutting tools.

1910.147(c)(5)(ii)(C)(2): Tagout devices, including their means of attachment, shall be substantial enough to prevent inadvertent or accidental removal.

1910.147(c)(5)(ii)(C)(2): Lockout devices and Tagout devices shall indicate the identity of the employee applying the device(s).

Lockout Tagout

The Importance of Tagging

Tags are an effective way of communicating the status of equipment which is undergoing maintenance. Appropriate tags should be provided by the employer and be fit for purpose.

Tags should be:

- Durable and hardwearing.
- Resistant to moisture, oils and other contaminants.
- Easy to read and understand.
- Identify the person who installed it.
- Be attached using a method which is secure and that cannot be easily released.

Wherever possible Tags should be used alongside the appropriate Lockout device. However if there is no other physical alternative of isolation then Tags may be used alone.

In some organisations authorised personnel have their photo displayed on their tags for speed and ease of identification. This is particularly helpful in larger organisations with many employees or when using sub-contractors.

Ask for more information on customisable Tags for your workplace.



Permits To Work

In many cases a Permit To Work will be required before service or maintenance will be authorised to proceed.

This written document will have its own set of instructions which need to be followed. It is good practice to have this permit to hand when performing maintenance.

Keep these documents clean and protected by using an appropriate transparent wallet or holder to store after use for reference.



See our Permit To Work range on page 101.

Safety Lockout Padlocks

With a ribbed Nylon body for easy gripping and handling. Compact high security padlocks are individually keyed to differ with a 6-pin lock mechanism which will not release the key until the shackle is closed.

- 6-pin precision-machined cylinder for extra security.
- Non-conductive, non-sparking reinforced Nylon body.
- Resistant to chemicals and corrosion.
- Colour coded for easy identification with a photoluminescent label.
- Key retaining feature.
- Individually keyed locks for optimum security.
- Each padlock is supplied boxed with 1 key and keyring.



Compact - Colour	Code	Long Shackle - Colour	Code
Red	LOK007-L	Red	LOK197-L
Yellow	LOK008-L	Yellow	LOK198-L
Green	LOK009-L	Green	LOK199-L
Blue	LOK010-L	Blue	LOK200-L
Black	LOK011-L	Black	LOK202-L
Orange	LOK012-L	Orange	LOK201-L

Shackle height (A)	Body height (B)	Body width (C)	Shackle dia (D)	Body depth (E)
40mm	45mm	42mm	6mm	20mm

Each padlock is supplied in a box with 1 key and keyring

Shackle height (A)	Body height (B)	Body width (C)	Shackle dia (D)	Body depth (E)
82mm	45mm	42mm	6mm	20mm

Each padlock is supplied in a box with 1 key and keyring

Nylon Shackle Safety Padlock

A compact padlock with a hardened Nylon shackle with non-conductive properties.

Ideal for adding an extra level of security when working in dangerous environments.



Colour	Code
Red	LOK068

Brass Safety Padlock

High quality Brass safety Lockout padlock with Stainless Steel shackle.

Supplied keyed to differ, they have the option to be engraved with your own reference number.



Description	Code
Brass	LOK262

Shackle height (A)	Body height (B)	Body width (C)	Shackle dia (D)	Body depth (E)
55mm	40mm	39mm	6mm	15mm

Each padlock is supplied in a box with 1 key and keyring

Wire Padlocks

A compact padlock with 3mm flexible wire shackle. This padlock is ideal for use on smaller MCB Lockouts or when a standard padlock is unsuitable.



Colour	Code
Red	LOK185

Shackle height (A)	Wire length unstressed (B)	Body height (C)	Body width (D)	Shackle dia (E)	Body depth (F)
71mm	146mm	45mm	42mm	3mm	20mm

Each padlock is supplied in a box with 1 key and keyring

Lockout Tagout - Padlocks and Accessories

Security Padlocks

These padlocks are ideal for general security use and are not recommended for use as part of a LOTO programme.

Blue Jacket Padlocks

Regular shackle Brass padlock encapsulated in an injection moulded jacket. Supplied with warning label and 3 keys.



Size	Code
40mm	LOK070

Laminated Padlocks

Supplied with 2 keys.



Size	Code
40mm	SP150P
50mm	SP151P

Brass 'Tri-Circle' Padlocks

Standard Brass padlocks, supplied with 2 keys.



Size	Code
20mm	SP168L
25mm	SP137L
32mm	SP138L
38mm	SP139L
50mm	SP140L
63mm	SP169L

Weather Resistant Padlock

Supplied with 2 keys.



Size	Code
40mm	SP160P

Discus Padlock

Supplied with 2 keys.



Size	Code
70mm	SP165P

Padlock Caddy

A simple and useful method to carry multiple padlocks. Hooks over a belt or pocket and comes complete with a retractable strap. Accommodates up to 12 padlocks.

Colour	Code
Yellow	LOK146



Padlock Cabinet

Red powder coated Steel padlock cabinet with interior racks for the storage of padlocks.

- Stores up to 21 padlocks.
- Quality powder coated Steel.
- Wall mountable.
- Fixings included.
- 2 keys included.



Size (HxWxD)	Code
460 x 390 x 55mm	LOK059

Padlock Station

These powder coated metal padlock stations are an ideal method for the storage and display of Lockout safety padlocks.

Description	Code
6 Padlocks - 72 x 126 x 31mm	LOK143
12 Padlocks - 72 x 265 x 31mm	LOK144
18 Padlocks - 72 x 368 x 31mm	LOK145



Lockout Tagout - Padlock Accessories

Aluminium Padlock Tags

Complete with collars, fixing rings and rivets. Tags can be engraved or stamped with details of keys or equipment as needed.

Description	Code
51mm (5 pack)	LOK028



Key Covers

24mm diameter coloured key covers. Available in 2 styles and assorted colours. Supplied in packs of 50.

Description	Code
Ring Style	MI22L
Cover Style	MI132L



Belt Clips

Self sprung Nickel plated belt clips. Pack of 12.

Code
MI122L



Key Tags

Coloured key tags with paper inserts. Available in 2 sizes in assorted colours. Supplied in packs of 50.

Description	Code
52 x 22mm	MI13L
55 x 30mm	MI45L



Split Rings

Nickel plated split rings. Pack of 100.

Description	Code
25mm NP	MI08L
30mm NP	MI09L
38mm NP	MI10L



Key Cabinets

Extra strong epoxy powder coated Steel cabinet with lock. Complete with adhesive key number labels. Wall mountable. Supplied with 2 keys.

Description	Code
20 Hook 200 x 78 x 160mm	SP227P
48 Hook 300 x 78 x 240mm	SP228P
93 Hook 300 x 78 x 240mm	SP229P



**Can't find what
you're looking for?**

Contact us to see how we can help.

Lockout Tagout - Hasps

What are Hasps?

When more than one padlock needs to be fitted to an isolation point a hasp can be fitted to expand the number of Lockout points available. The design of a hasp ensures that all the padlocks need to be removed before the hasp can be detached.

Standard Hasps

Manufactured from hardened powder coated Steel, our standard Lockout hasp utilises a simple scissor action to Lockout an isolation point.

The 25mm version has a double locking arrangement whilst the 38mm is a single locking system.

(25mm Hasp shown).

Size	Code
25mm	LOK048
38mm	LOK069



Manufactured from high tensile Steel sheet which has in turn been electro-plated to prevent corrosion.

The padlock fixing section is Vinyl coated to improve grip and provide greater visibility.

(25mm Hasp Shown).

Size	Code
25mm	LOK044
38mm	LOK045



Aluminium Hasps

Manufactured from Aluminium with injection moulded Nylon grip. The hasp jaws are rounded to provide easy fixing on smaller isolation points and Lockout devices.

Suitable for 6 padlocks with a maximum shackle diameter of up to 8mm.

(25mm Hasp shown).

Size	Code
25mm	LOK191
38mm	LOK192



Dual Lockout Hasps

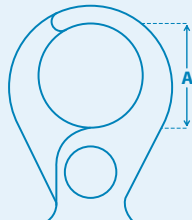
This dual scissor action hasp has a Steel body with a powder coating to prevent corrosion. The Aluminium pivot provides smooth movement.

The two different jaw sizes ensure ultimate adaptability when Lockout conditions vary.

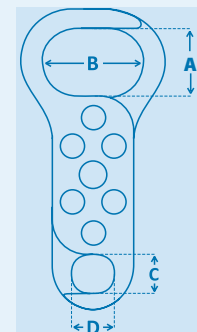
Size	Code
See Below	LOK047



Hasp Dimensions			
Description	Jaw Size (A)	# Of Holes (Padlock)	Padlock Hole dia.
Standard	25mm	6	9mm
Standard	38mm	6	9mm
Vinyl Coated	25mm	6	10mm
Vinyl Coated	38mm	6	10mm



Dual Lockout Hasp Dimensions	
Inside height. (A)	31mm
Inside width. (B)	45mm
Inside height. (C)	18mm
Inside width. (D)	20mm
# Of Holes (Padlock)	6
Padlock hole dia.	11mm



Keep your Lockout Tagout equipment easily accessible by using a Lockout Station or Lockout Kit. Find Lockout Stations on page 172 and Lockout Kits on page 176.

Extra Large Hasps

For use in situations where multiple users need to lock out equipment. Manufactured from hardened powder coated Steel.

(24 Hole Hasp shown).

Jaw Size	# Of Holes	Code
25mm	12 Holes	LOK133
25mm	24 Holes	LOK134



Stainless Steel Hasp

Manufactured from Stainless Steel and available in powder coated black/yellow.

Suitable for 6 padlocks with a maximum shackle diameter up to 8mm.

Description	Code
Black / Yellow	LOK129
Stainless Steel	LOK261



Dielectric Lockout Hasp

Non-conductive reinforced Nylon hasp which opens using a pull and spring method.

With a shackle thickness of 6mm, the hasp can be locked out by up to 6 padlocks.

# Holes	Code
6	LOK127



Die Cast Steel Hasp

Corrosion resistant Die Cast Steel Hasp with drop down opening system.

Suitable for 3 padlocks with a shackle diameter up to 8mm.

Description	Code
Steel	LOK163



Dielectric Lockout Hasp

Our premier Dielectric Lockout Hasp utilises a unique swing lock system to securely fasten the thread.

Available in 3mm and 6mm thread sizes, each has 4 integral holes for multiple padlock use.

# Holes / Thread Size	Code
4 / 3mm	LOK119
4 / 6mm	LOK120



Sign Hasps

This hasp combines the benefits of a standard hasp and tag simultaneously.

Manufactured from powder coated Aluminium. Supplied with spare label.

Size	Code
See dimensions below	LOK049



Similar to the hasp above, this version has a smaller head allowing application in less accessible locations. Available in 3 sizes.

# Of Holes	Code
6 Holes	LOK130
8 Holes	LOK131
10 Holes	LOK132



Dielectric Lockout Hasp

Manufactured from reinforced Nylon, these hasps are tough, flexible and have the added benefit of being completely non-conductive.

Accepts padlocks with a shackle diameter up to 9mm.

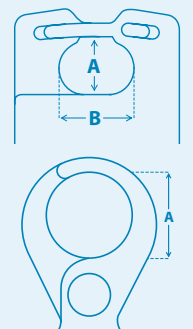
3 different size options available.

# Holes / Thread Size	Code
3 / 3mm	LOK053
3 / 6mm	LOK054
6 / 6mm	LOK046



Sign Hasp Dimensions			
Inside height. (A)	Inside width. (B)	# Of holes (Padlock)	Padlock Hole dia.
43mm	81mm	10	8mm

Sign Hasp Dimensions
Inside height. (A)
25mm



Lockout Tagout - Valve Lockout

What is a Gate Valve Lockout?

A simple solution for isolating gate valves. Once the valve is in the appropriate position, simply slip the Lockout over the top of the handle, rotating freely around the valve stem and thus preventing access and movement of the valve.

The different sizes cover the most commonly used valve diameters. Where a Gate Valve Lockout cannot be used due to fitting or other restraints, consider using a Cable Lockout system to isolate the valve (see page 163 for our full range of Cable Lockouts).

- Resistant to cracking and abrasion.
- Dielectric properties.
- Rotates freely around valve handles.
- Resistant to extreme temperatures.
- Suitable for hasps and padlocks.
- Available in various sizes.



Using a Gate Valve Lockout

Slip the Lockout over the top of the valve handle. Once in position the cover will rotate freely thereby preventing the valve from turning.

Directions For Use:



Step 1

Ensure the valve is in the required locked off position (on/off). Select the appropriate sized Lockout for the gate valve.



Step 2

Place the Lockout device over the valve wheel and close, ensuring it can rotate freely around the wheel.



Step 1b (Optional)

Optional clip out center. Please specify if you would like the Lockout with pop out center when placing your order. (For use on valves with a rising stem).



Step 3

Secure Lockout with a safety padlock and attach a tag to communicate your chosen safety message. Use a hasp if more padlocks are required.

Gate Valve Lockout

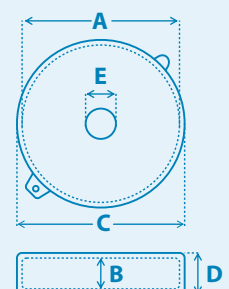
Comprising of 2 flattened half moons with a hollow centre. Hinged at one side, they are placed over the valve and then closed, ensuring that the valve wheel is tamper-proof. Use a hasp if more than one padlock is required to Lockout the device.

(Millimetres)	(Inches)	Code
25 - 63.5mm	1" - 2 ^{1/2} "	LOK001
63.5 - 127mm	2 ^{1/2} " - 5"	LOK002
127 - 165mm	5" - 6 ^{1/2} "	LOK003
165 - 254mm	6 ^{1/2} " - 10"	LOK004
254 - 355mm	10" - 14"	LOK005

Please ask if you require the Gate Valve Lockout with a clip out center.



Size	(A)	(B)	(C)	(D)	(E)
25 - 63.5mm	70	32	76	38	N/A
63.5 - 127mm	130	34	140	44	33
127 - 165mm	170	41	177	50	53
165 - 254mm	257	50	267	63	70
254 - 355mm	355	63	368	74	74



Extra Large Gate Valve Lockout

Our largest sized Gate Valve Lockout is suitable for valve handles with a diameter of 330mm up to 450mm. It has an integral clip out centre and a built in facility to use up to 4 padlocks without the need for a hasp.

When not in use one side of the Lockout fits within the other for transportation and storage.



Size	(Inches)	Code
330 - 450mm	13" - 18"	LOK204

Adjustable Gate Valve Lockout

2 separate pieces which slide over the valve and lock together. Fits valve hand wheels between 25.5mm and 165mm in diameter.

Size	(Inches)	Code
25.5 - 165mm	1" - 6 ¹ / ₂ "	LOK006



What is a Ball Valve Lockout?

This Lockout device is placed over the top of the ball valve to prevent the valve handle from being turned.

Using Ball Valve Lockouts

Once in the correct isolated position, the handle of the valve is trapped within the body of the Lockout, preventing the handle from being operated.



Directions For Use:

Step 1

Turn the valve handle to the correct position - either on or off.



Step 2

Lockout the device by placing the main body over the top of the valve handle. Ensure the valve handle sits inside channel.



Step 3

Move slider section down the shaft of the Lockout until tight against the valve body.



Step 4

Insert a padlock or hasp through the most appropriate hole which keeps the slider secure.



Please note: Holes on the slider section have a staggered repeat which ensures that at least one hole will be tight when placed against the valve. If more than one padlock is required then a hasp should be used.

Lockout Tagout - Valve Lockout

Ball Valve Lockout

This Lockout device is placed over the top of the ball valve to prevent the valve handle from being turned. 3 sizes available.



Size	Code
9.5 - 31mm	LOK023
32 - 63mm	LOK024
50 - 203mm	LOK025

Butterfly Valve Lockout

When slid into position the wedge on the slider section prevents the compression handle being squeezed, preventing operation of the valve.

Working in a similar way to the standard Ball Valve Lockouts, the wedge on the slider section sits between the compression handle and lever, preventing operation.



Size	Code
8 - 45mm	LOK018

Flange Ball Valve Lockout

Once the flange ball valve is in the desired position and the handle removed, this Lockout device fits over the top of the stem ring.

The two sections of the device slide together over the top of the stem, ensuring it is suitable for various sizes of valves. Hole size: 46 x 38mm



Size	Code
150 x 220 x 70mm	LOK186

Directions For Use:

Step 1



Step 2



Step 3



What is a Cable Lockout?

Cable Lockouts are ideal when there is a need to Lockout multiple energy sources with one device or when the design or placement of the energy source prevents other types of Lockout being used.

Using Cable Lockouts

Use the flexible cable to tie off the energy source and then secure using the grip handle. The handle traps the cable and prevents it from becoming loose. Multiple padlocks can be used on the handle if required.

Multi-Purpose Cable Lockout

This Cable Lockout has been ergonomically designed to fit the hand, making placement and use fast and simple.

Route the cable where necessary to Lockout the device then feed the cable down the centre of the open Lockout. When the cable is tight and the source is locked out, squeeze the handle closed and apply padlock.

Available in Vinyl coated Steel and Nylon cable versions.



Cable type	Code
2.5m Steel Core (Blue)	LOK013
2.5m Nylon Core (Yellow)	LOK014

Retractable Cable Lockout

This unique Cable Lockout has an integral rewinding mechanism, pulling the cable taut once it has been routed to Lockout the equipment. It can house up to 2 padlocks of a maximum diameter of 7mm.

Dimensions: 110 x 110 x 40mm
Cable diameter: 2mm

Cable Length	Code
1.8m	LOK217



Directions For Use:

Step 1

Pull out the cable and route it through the equipment to Lockout the device. Feed the cable back to the Cable Lockout and place the loop around the hook.



Step 2

Push the winding button and the cable will automatically retract, pulling it tight.



Step 3:

Push in the black grip handle to lock the cable in place. Affix up to 2 padlocks on the unit (more can be fitted using a hasp) and Tagout as appropriate.



Note: To remove, push in the black grip handle to release the cable.

Lockout Tagout - Electrical Lockout

Heavy Duty Cable Lockout

A heavy duty Cable Lockout that can be applied to large valves. Suitable for the most extreme weather conditions including offshore installations.

Due to its metal construction and Stainless Steel nut this Lockout provides reliable and corrosion resistant use. (Please note that the Stainless Steel cable is supplied separately).

Description	Code
Lockout Only	LOK135
2M Stainless Steel Cable	LOK136
5M Stainless Steel Cable	LOK137



Universal Mini Circuit Breaker Lockout

This universal MCB Lockout has been designed to fit almost any size of MCB, regardless of size or the position of the holes on the breaker.

Simply turn off the breaker and place the Lockout over the switch. Use the thumbscrew to tighten the internal grub screw onto the switch, locking the unit into place.

The thumbscrew will then fold down on its integral hinge, allowing a padlock to be fitted preventing access to the thumbscrew.

Clamp Size	Code
10 x 20mm	LOK043



Universal Mini MCB Lockout

Our smallest MCB toggle is easy to use - simply place over the breaker and tighten the internal grub screw.

Once secure fit a padlock or appropriate hasp through the hole to prevent unauthorised removal. Maximum clamping size $\leq 6\text{mm}$.

Clamp Size	Code
$\leq 6\text{mm}$	LOK161



Mini Circuit Breakers

Our range of miniature circuit breaker (MCB) lockouts have been designed to fit most modern single and multiple pole miniature circuit breakers. The lockout prevents the circuit breaker toggle from being turned on, use appropriate padlock to prevent unauthorised removal.

Due to the size of these MCB lockouts, should you need to use a hasp to increase the number of padlocks we recommend the di-electric hasp LOK053 or wire padlock LOK185. All of the following MCB lockouts can be locked out using a single safety padlock with a maximum shackle diameter of 7mm.

Fitting	Code
'Pin Out'	LOK205
'Pin In'	LOK206
'Pin Out Wide'	LOK208
Tie Bar Lockout	LOK207



'Pin Out' (LOK205)

Designed to fit most popular breakers up to 60 Amp.

'Pin In' (LOK206)

Designed to fit most popular breakers up to 60 Amp.

'Pin Out Wide' (LOK208)

This MCB has an extra wide body to fit breakers greater than 60 Amp.

Tie Bar Lockout (LOK207)

Adjustable thumb wheel operation fits larger or multi-pole circuit breakers connected with a cross bar. Requires no holes in the breaker to fit.

Universal MCB Lockout

A universal Lockout which is fitted using an internal grub screw.

This version is suitable for larger toggles $\leq 12\text{mm}$ in depth and 22mm wide.

Clamp Size	Code
$\leq 12\text{mm} \times 22\text{mm}$	LOK141



Large MCB Lockout

Fitted using an internal grub screw, this universal Lockout is suitable for larger circuit breakers and can be fitted to toggles $\leq 35\text{mm}$ in depth and 40mm wide.

Clamp Size	Code
$\leq 35\text{mm} \times 40\text{mm}$	LOK142



Universal MCB Lockout

Fitted using an internal grub screw. This version is suitable for most Siemens style branded circuit breakers. Maximum clamping size $\leq 5\text{mm}$.

Clamp Size	Code
$6 \times 4\text{mm}$	LOK138



3 Phase Circuit Breakers Lockout

Designed for 3 phase breakers, this large Lockout fits over the switch and then the screw is tightened using the clock style section. When tight the clock section is locked to the main body through a sliding section fitted to the main body.

Will accept 3 separate padlocks with a shackle diameter up to 8mm .

Clamp Size	Code
$77 \times 25\text{mm}$	LOK055



Fuse Lockout

Fitted using an internal grub screw, the universal Fuse Lockout is suitable for use on fuse holders from 20 Amp to 400 Amp , manufactured from Nylon. Maximum clamping size $\leq 5\text{mm}$.

Clamp Size	Code
$5 \times 9\text{mm}$	LOK140

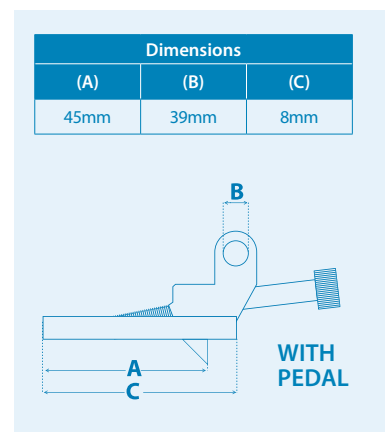


Medium Circuit Breaker Lockout

For use on medium sized circuit breakers, turn the circuit breaker into the off position and place the Lockout over the toggle switch. Tighten the screw thread until tight to the toggle with the integral pedal sitting into the housing of the breaker to prevent removal.

Maximum toggle width: 20mm

Description	Code
With Pedal	LOK209



Lockout Tagout - Electrical Lockout

Multi-Function Circuit Breaker Lockout

Fits on top of a variety of push button breakers. This unit traps the button to help prevent it being pushed. Designed primarily as a visual deterrent to prevent accidental reactivation of the circuit.

Maximum toggle width / height: 20mm



Description	Code
Without Pedal	LOK210

Dimensions		
(D)	(E)	(F)
19mm	7mm	29mm

WITHOUT PEDAL

Large Circuit Breaker Lockout

Designed to fit on the largest circuit breakers. Turn the circuit breaker into the off position and place the Lockout over the toggle switch. Tighten the screw thread until tight to the toggle with the integral pedal sitting into the housing of the breaker to prevent removal.

This unit is available in 2 sizes to allow for fitting to various sizes of breaker. Maximum toggle height: 20mm - 30mm

Description	Code
Small (20mm)	LOK211
Large (30mm)	LOK212



Dimensions	
(A)	70mm
(B)	42mm
(C)	5mm
(D)	24mm
(E)	30mm
(F)	8mm
(G)	25mm

Top

Bottom

Plug Lockout

Manufactured from industrial reinforced Polystyrene, the unit has been developed to completely enclose electrical plugs to prevent a machine being energized.

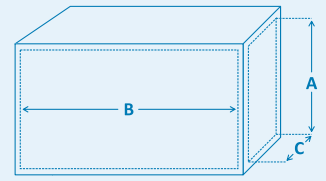
Small Unit: Suitable for a variety of electrical connections up to 40mm diameter. Accepts up to 4 safety padlocks.

Large Unit: Suitable for standard and larger electrical plugs, including 3 phase connectors. It also has 4 holes of 3 different sizes suitable for pneumatic male air hose connectors. Accepts for up to 4 safety padlocks.

Size	Code
Small (4 Holes)	LOK029
Large (4 Holes)	LOK030



Dimensions	Small	Large
Inside height. (A)	43mm	85mm
Inside width. (B)	81mm	155mm
Inside depth. (C)	43mm	85mm
Padlock Hole dia.	8mm	8mm
Electrical access Holes (dia.)	1 @ 13mm	1 @ 11mm 1 @ 19mm
Pneumatic access Holes (dia.)	-	1 @ 7.5mm 2 @ 9.5mm 1 @ 12mm



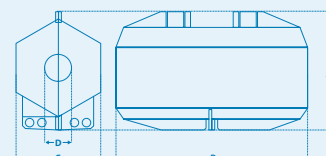
Electrical Plug Lockout

Manufactured from Polypropylene, the hexagon design opens up in two halves and is suitable for a variety of industrial plugs. The small can accommodate 2 padlocks whereas the large can accommodate 4. Accepts padlocks with a shackle diameter of 7mm or less.

Size (See dimensions below)	Code
Small (2 Holes)	LOK188
Large (4 Holes)	LOK190



Dimensions		
Size	Small	Large
(A) height	51mm	83mm
(B) width	89mm	178mm
(C) depth	51mm	83mm
(D) circle dia	13mm	25mm
# of holes	2	4
Inner height	42mm	74mm
Inner length	80mm	165mm

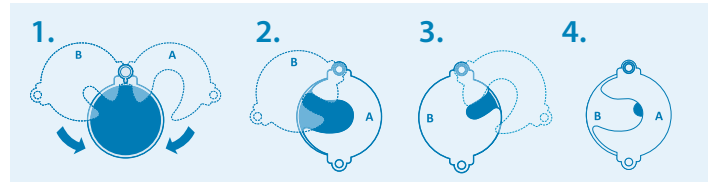


Lockout Tagout - Electrical Lockout

Electrical Cylinder Lockout

This large Electrical Plug Lockout has 2 interlocking cover plates allowing plugs with various sizes of cable to be inserted. Interior size of 84mm dia. x 150mm and will accept cable widths up to 34mm dia.

1. Shown with both plates open allowing insertion of the plug.
2. Shown with cover plate A in place giving a cable access hole of 34mm.
3. Shown with cover plate B in place giving a cable access hole of 16mm.
4. Shown with both plates in place giving a cable access hole of 10 x 15mm.



Size	Code
97mm dia x 160mm	LOK058

Switch and Socket Cover

Ensure vital equipment cannot be accessed by locking off the socket at the wall outlet. This Lockout is suitable for standard UK single sockets, and can be used for switches, power sockets, network points etc.

To fit, isolate the power to the outlet, loosen the screws and place the cover behind the faceplate. Re-tighten the screws pulling the cover into place. To use cover with plug sockets, turn the cover 90°. Up to two padlocks can be fitted, if more are needed consider using a suitable hasp.

Note: Cable gaps are located at the side and may not be suitable for thicker/rigid cables.

Size	Code
Single Gang	LOK215



Button Lockout

Manufactured from Glass Resin Polycarbonate, these Lockouts permanently fit over the stem of the button and adhere to the back panel. Available in two sizes, they can be locked out using our standard padlocks or a suitable hasp.



Hole diameter	Code
22mm	LOK193
30mm	LOK194

Push Button Lockout

Designed to encapsulate standard push buttons, this Lockout comes with a locking cap to ensure the enclosure cannot be removed without fully removing the padlock.

Small: 75mm diameter by 40mm high, with a 30mm hole to sit around the foot of the button.

Large: 70mm diameter by 80mm high, with a 30mm hole to sit around the foot of the button.

Size	Code
Small	LOK125
Large	LOK126



Dimensions		
Size	22mm	30mm
(A) Dia	46mm	46mm
(B) Inner circle dia	22mm	30mm
(C) height	31mm	31mm
(D) Inner width	44mm	44mm
# Of holes	1	1

Lockout Tagout - Electrical Lockout

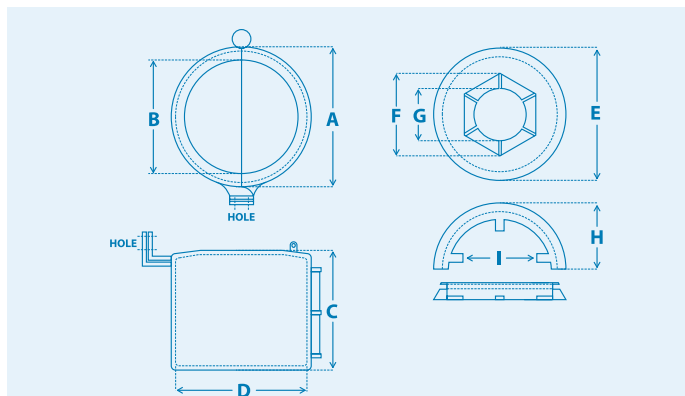
Button Lockout

Manufactured from Glass Resin Polycarbonate, this Lockout unit fits around the stem of a button which can then be locked out using a standard padlock.

This unit can be fixed either permanently or temporarily. To fit permanently, use the circular section around the stem of the button and shut the cover in place when needed.

To fit temporarily, use the semi-circular section to sit round the stem prior to fitting the cover and remove when finished.

Size	Code
See Below	LOK195



Dimensions								
(A)	(B)	(C)	(D)	(E)	(F)	(G)	(H)	(I)
60mm	46mm	49mm	55mm	52mm	35mm	22mm	40mm	29mm

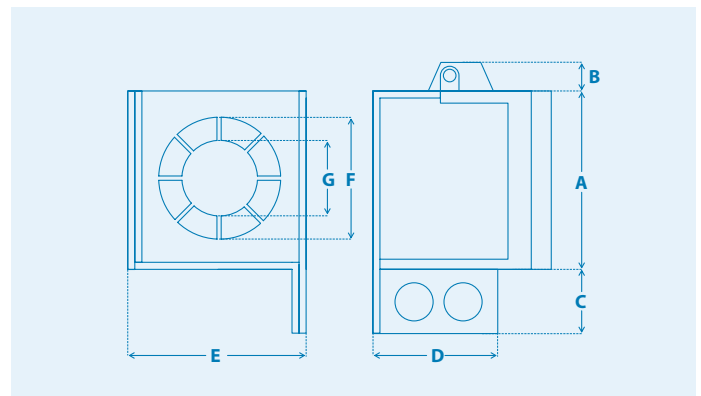
Button Lockout

This Lockout unit fits around the stem of a button which can then be locked out using up to two standard padlocks.

Manufactured from Glass Resin Polycarbonate.

Hole diameter of 22 - 30mm.

Size	Code
See Below	LOK187



Dimensions						
(A)	(B)	(C)	(D)	(E)	(F)	(G)
50mm	8mm	18mm	35mm	50mm	33mm	22mm

Electrical Labels

Our Electrical Safety Labels are durable and convenient. They are available in a range of sizes, packs and roll quantities.

Find the full range of Electrical Labels on page 138.



Lockout Tagout - Electrical Lockout

Pin and Sleeve Plug Lockout

This Lockout fits onto the rim of the male socket, locking in place and preventing insertion into the socket.

To use, open the Lockout and slip it over the top of the locating tab on the rim of the plug. Close the Lockout and secure it with a padlock and affix a tag to display the relevant safety information.



Fits Plug Size	Code
16A - 125A	LOK168



3 Pin Plug Lockout

Ideal for use with power supplies of computers and similar devices. This Lockout inserts into the back of the power supply and the circular paddle is then rotated to lock the device in position. A padlock can then be used to prevent the device being removed.



Size	Code
33 x 130 x 29mm	LOK123

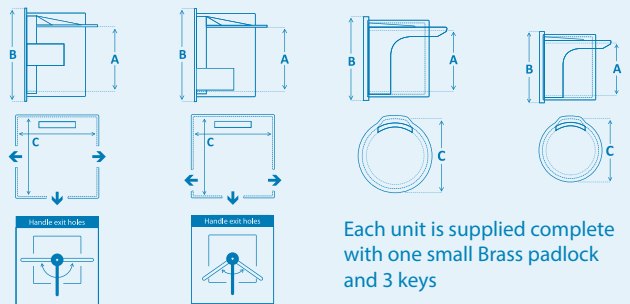
Electrical Panel Lockout

Lockout Electrical Panel Buttons and Switches with no inbuilt Lockout provision.

- 4 different designs.
- 2-stage operation.
- Push / mushroom panel buttons.
- Square units - switch levers.
- Adhesive backing.

Attach the base plate directly onto the electrical panel. Isolate the unit by placing the housing unit over the top preventing access to the switch.

Size	Code
Small Round	LOK064
Large Round	LOK065
Large Square 45°	LOK066
Large Square 90°	LOK067



Dimensions				
Description	Inside size HxW (A)	Plate size HxW (B)	Cover size HxW (C)	No. Of Padlock holes
LOK064 - Small Round	35mm dia.	50 x 50mm	45mm dia.	1
LOK065 - Large Round	45mm dia.	60 x 60mm	55mm dia.	1
LOK066 - Square 45 Degree	65 x 74mm	95 x 95mm	85 x 85mm	2
LOK067 - Square 90 Degree	65 x 74mm	95 x 95mm	85 x 85mm	2

Photoluminescent Signs

The visibility of standard emergency signs can often be impaired by poor lighting, smoke or even a lack of power.

We use P.S.P.A Class B material, tested to DIN 67510 Part 1-4. Once fully charged will glow for 10+ hours.



Find our Photoluminescent Signs on page 12.



Lockout Tagout - Electrical Lockout

Gas Cylinder Lockout


Used to prevent access to the main cylinder valve, the unit encloses the valve head and is locked in place with 2 interlocking plates.

Installs in seconds and provides quick and easy identification of a full cylinder with the security of a padlock to lock the device in place to prevent unauthorised use.

Each Lockout is supplied with 2 extra labels which can be fixed onto the Lockout to depict if the cylinder currently being locked out is full or empty.

Interior size of 84mm dia. x 150mm, accepts neck rings up to 34mm dia.

Size	Code
97mm dia x 160mm	LOK056



Pneumatic Lockout

Manufactured from solid Stainless Steel this Pneumatic Lockout is strong, durable, resistant to corrosion and fits virtually all pneumatic fittings used in manufacturing facilities.

To use, place the pneumatic male fitting between the appropriate sized hole and close with a scissor action, this then prevents the hose from being used.

Once the Lockout is in its closed position it can be locked using up to 2 safety padlocks.



Code
LOK063

Plug/Pneumatic Lockout

Manufactured from sturdy Polystyrene, the unit has been developed to completely enclose electrical plugs to prevent a machine being energized. The plug sits inside the unit with the cable being fed through an access hole.

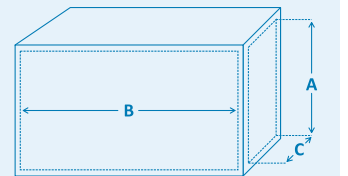
The small unit is suitable for a variety of electrical connections up to 40mm diameter, with a locking mechanism taking up to 4 safety padlocks.

The large unit is suitable for standard and larger electrical plugs, including 3 phase connectors. It also has 4 holes of 3 different sizes suitable for pneumatic male air hose connectors. The unit has a locking mechanism suitable for up to 4 safety padlocks.

Size	Code
Small (4 Holes)	LOK029
Large (4 Holes)	LOK030



Dimensions	Small	Large
Inside Height. (A)	43mm	85mm
Inside Width. (B)	81mm	155mm
Inside Depth. (C)	43mm	85mm
Padlock Hole dia.	8mm	8mm
Electrical access Holes (dia.)	1 @ 13mm	1 @ 11mm 1 @ 19mm
Pneumatic access Holes (dia.)	-	1 @ 7.5mm 2 @ 9.5mm 1 @ 12mm



What are Lockboxes?

Provision of a safe location to store keys and other activation devices during maintenance or repair.

When to use Lockboxes?

Once equipment has been isolated and made safe, any keys or other activating equipment can be stored safely in a Lockbox to prevent accidental re-energisation. Multiple padlocks can be affixed to the Lockbox which all must be removed before gaining access to the contents.

Lockbox

Red powder coated Steel Lockbox for storage of keys or other machine activation devices.

Once a machine has been isolated and made safe, its keys are placed in the Lockbox; each authorised person working on the machine then applies their own padlock to the Lockbox, ensuring the keys cannot be accessed until every authorised user is satisfied the machine is safe.

- 13 padlock fixing holes.
- Carry handle on top.

Size (HxWxD)	Code
155 x 255 x 100mm	LOK015



Compact Lockbox

A compact version of the Lockbox, suitable for up to 7 padlocks.

Size (HxWxD)	Code
155 x 115 x 110mm	LOK150



Wall Mount Lockbox

A compact Lockbox suitable for wall fixing or use as a mobile unit. Suitable for up to 15 padlocks.

Size (HxWxD)	Code
258 x 160 x 85mm	LOK169



Ladder Lockout

Manufactured from flexible woven PVC, this device is placed over the rungs of a ladder or the steps of other climbing apparatus to prevent its use. The integral eyelet allows it to be locked out with a suitable padlock and tag.


Size	Code
See below	LOK245

Dimensions:

330mm Wide

800mm Height from top crease to eyelet

1775mm Total length



Lockout Tagout - Stations

What are Lockout Stations?

Lockout Stations provide a storage solution for your Lockout equipment when not in use.

When to use Lockout Stations

A Lockout Station should be located wherever it is deemed most appropriate for its desired purpose. This could be next to the equipment to be locked out, in a maintenance department or a central location. The absence of any equipment is immediately apparent and the missing items can be traced or replenished.

Advanced Lockout Station (Small)

Multiple padlock positions, each position can hold 2 padlocks, a hasp, several tags and/or Cable Ties. Supplied with cover that enables the station to be locked out. Engineered from Plastic PC.

Board dimensions (HxWxD): 406 x 315 x 65mm

Description	Quantity	Code
Advanced Station Lock Board (Small)	1	LOK219
Red Safety Lockout Padlocks (Kd)	4	LOK007-L
25mm Vinyl Coated Hasp	1	LOK044
Pack (10) Of 'Do Not Operate' Tags	1	LOK050

CONTENTS

Description	Code
Filled LOK219 Station	LOK231
Board Only	LOK219



6
PIECE



Advanced Lockout Station (Large)

Multiple board clips to house padlocks and hasps including additional space for tags and Cable Ties. Supplied with cover that enables the station to be locked out. Engineered from Plastic PC.

Board dimensions (HxWxD): 558 x 393 x 65mm

Description	Quantity	Code
Advanced Station Lock Board (Large)	1	LOK220
Red Safety Lockout Padlocks (Kd)	10	LOK007-L
25mm Vinyl Coated Hasp	1	LOK044
38mm Vinyl Coated Hasp	1	LOK045
Pack (10) Of 'Do Not Operate' Tags	1	LOK050
Pack (10) Of 'Do Not Use' Tags	1	LOK073

CONTENTS

Description	Code
Filled LOK220 Station	LOK232
Board Only	LOK220



15
PIECE



30 Padlock Station

Description	Quantity	Code
Safety Lockout Padlocks - Red	30	LOK007-L

Description	Code
Lockout Board 1 With Cover	LOK270
Lockout Board 1 Without Cover	LOK271



10 Station (Large)

Description	Quantity	Code
Safety Lockout Padlocks - Red	10	LOK007-L
Vinyl Coated Lockout Hasp - 25mm	2	LOK044
Vinyl Coated Lockout Hasp - 38mm	2	LOK045
Safety Tag Pen - Ultra Fine (Black)	1	TGPEN01
Lockout Tags - Do Not Operate	1	LOK050
Lockout Tags - Caution This Equipment Has Been Lockout Out	1	LOK080
Safety Lockout Padlocks - Red	10	LOK007-L

Description	Code
Lockout Board 2 With Cover	LOK272
Lockout Board 2 Without Cover	LOK273



Electrical Station

Description	Quantity	Code
Dielectric Red Safety Lockout Padlock	6	LOK068
Non-Conductive Lockout Hasp - 6 Holes	2	LOK046
Non-Conductive Lockout Hasp - 3 Holes	2	LOK053
Lockout Tags - Do Not Operate	1	LOK050
Lockout Tags - Caution This Equipment Has Been Lockout Out	1	LOK080
Lockout Shell Case / Pouch	1	LOK189
Universal Circuit Breaker Lockout	2	LOK043
Aluminium MCB Lockout Toggle	2	LOK161
Miniature Circuit Breaker Lockout Pin Out Standard	1	LOK205
Miniature Circuit Breaker Lockout Pin In Standard	1	LOK206
Miniature Circuit Breaker Lockout Tie Bar	1	LOK207
Miniature Circuit Breaker Lockout Pin Out Wide	1	LOK208
Universal Extra Large Circuit Breaker Lockout	1	LOK142
Universal Fuse Circuit Breaker Lockout	1	LOK140
Safety Tag Pen - Ultra Fine (Black)	1	TGPEN01

Description	Code
Lockout Board 3 With Cover	LOK274
Lockout Board 3 Without Cover	LOK275



Lockout Tagout - Stations

Combination Lockout Stations: Build Your Own

Personalised Lockout Stations are easily created with our new combination boards.

Each board has integral locator holes which allow the fitting of a variety of board components, giving the freedom to design the Station the way you want it. Simply tell us what components are required and we will build the board to your specifications. (Stations can be supplied with or without contents).

Examples of available combinations:



Lockout Station Board

- Lockout Station backing board.

Size (HxWxD): 601 x 590 x 96mm

Code: LOK223



Station Cover

- Covers the whole board, lockable at the bottom.

Size (HxWxD): 600 x 570 x 70mm

Code: LOK224



Extra Wide Pocket

- Full width board pocket.
- House Cable Lockouts, padlocks or non hanging Lockout devices.

Inner Size (HxWxD): 135 x 556 x 135mm

Code: LOK222



Small Pocket

- Ideal for holding Lockout tags.

Inner Size (HxWxD): 85 x 77 x 30mm

Code: LOK225



Enclosed Pocket

- Ideal for holding keys, phones etc.
- Integral padlock fixing hole.

Inner Size (HxWxD): 105 x 165 x 27mm

Code: LOK221



A4 Plastic Clipboard

- Hard Plastic clipboard.
- Ideal for displaying work permits and other documentation.

Size (HxW): 330 x 227mm

Code: LOK227



Board Clip

- Allow padlocks and hasps to be hung on the board.

Code: LOK226



Remember if you need Padlocks you can find them on page 155, Lockout Tags on page 182 and Permanent Pens on page 181.

Tag Station

As storage stations for tags, these are ideal for large maintenance depots or departments. Made of durable Acrylic, featuring eight plastic tag holders. Supplied with wall fixings.



Size (HxWxD)	Code
Filled 8 Tag Station	LOK233
8 Tag Station / 445 x 445 x 45mm (Station only)	LOK153
Filled 10 Tag Station	LOK234
10 Tag Station / 540 x 408 x 100mm (Station only)	LOK218

Our filled stations come complete with a selection of our most popular tags, alternatively you may choose 8 / 10 tags (depending on your board) from those detailed on page 181. Please confirm your selection when ordering.

Lockout Tagout Station (Window)

Yellow cabinet with 2 adjustable shelves and plastic window.

- Quality powder coated Steel.
- Wall mountable.
- Fixings included.
- 2 keys included.



Size (HxWxD)	Code
410 x 360 x 155mm	LOK151

Small Tag Station

- Holder for a single pack of tags.
- Complete with fixings.
- Tags not included.

Size (HxWxD)	Code
230 x 130 x 30mm	LOK154



Lockout Tagout Station

Yellow cabinet with 2 adjustable shelves and carry handle.

- Quality powder coated Steel.
- Wall mountable.
- Fixings included.
- 2 keys included.
- Carry handle.



Size (HxWxD)	Code
410 x 360 x 155mm	LOK060

'Tag and Tie' Station

High-quality plastic tag holder with 3 hooks for padlocks and hasps.

- Ideal for storing tags, plastic Cable Ties and markers.
- Complete with fixings.
- Tags not included.

Size (HxWxD)	Code
250 x 145 x 40mm	LOK149



Find our full range of Lockout Tags on page 181.



Lockout Tagout - Kits

What are Lockout kits?

Our pre-selected kits are designed to cover most common needs. Each kit is supplied in a carry case and provides a convenient choice for any Lockout professional.

When are Lockout kits needed?

Ideal for keeping essential Lockout equipment in one convenient place, without the need to return to a Lockout Station.

Residential Electrical Lockout Kit

Description	Qty	Code
Lockout Shell Case / Pouch	1	LOK189
Red Safety Lockout Padlocks (KD)	2	LOK007-L
Aluminium MCB Lockout Toggle	1	LOK161
Single Tag with Eyelet - (Double Sided)	1	LOK241
Ultra-fine Permanent Pen	1	TGPEN01

CONTENTS

Size	Code
5 Piece Kit	LOK228



5
PIECE

Electrical Lockout Kit

Description	Qty	Code
Lockout Shell Case / Pouch	1	LOK189
Red Safety Lockout Padlocks (KD)	2	LOK007-L
Single Tag with Eyelet - (Double Sided)	2	LOK241
MCB Lockout Pin Out Standard	1	LOK205
MCB Lockout Pin In Standard	1	LOK206
MCB Lockout Pin Out Wide	1	LOK208
Yellow MCB Lockout - Universal	1	LOK121
Yellow MCB Lockout - Type 1	1	LOK122
Ultra-fine Permanent Pen	1	TGPEN01

CONTENTS

Size	Code
11 Piece Kit	LOK229



11
PIECE

Don't forget... when using Lockout equipment you also need Safety Padlocks and Tags.

Find Padlocks on page 155 and Tags on page 181.

Our pre-selected kits are designed to cover the most common uses in industry.

Each is supplied in handy carry case providing a **convenient choice for any Lockout professional.**

Did you know we also offer bespoke Lockout Kits? Contact our sales team for details.

Advanced Electrical Lockout Kit

Description	Qty	Code
Lockout Shell Case / Pouch	1	LOK189
Red Safety Lockout Padlocks (KD)	2	LOK007-L
Non-Conductive Lockout Hasp - 6 Holes	1	LOK046
Pneumatic Lockout	1	LOK063
MCB Lockout Pin Out Standard	1	LOK205
MCB Lockout Pin In Standard	1	LOK206
MCB Lockout Pin Out Wide	1	LOK208
Minature Circuit Breaker Lockout Tie Bar	1	LOK207
Universal Fuse Circuit Breaker Lockout	1	LOK140
Universal Extra Large Circuit Breaker Lockout	1	LOK142
Universal Circuit Breaker Lockout	1	LOK043
Pack (10) of 'Do Not Operate' Tags	1	LOK050
Universal MCB Lockout	1	LOK141
Ultra-Fine Permanent Pen	1	TGPEN01

CONTENTS



15
PIECE

Size	Code
15 Piece Kit	LOK251

Maintenance Lockout Kit

Description	Qty	Code
Lockout Shell Case / Pouch	1	LOK189
Red Safety Lockout Padlocks (KD)	2	LOK007-L
Single Tag with Eyelet - (Double Sided)	2	LOK241
MCB Lockout Pin Out Standard	1	LOK205
MCB Lockout Pin In Standard	1	LOK206
MCB Lockout Pin Out Wide	1	LOK208
Universal Circuit Breaker Lockout	1	LOK043
Aluminium MCB Lockout Toggle	1	LOK161
Multi-Purpose Cable Lockout with 2.5m Steel Cable	1	LOK013
Dielectric Lockout Hasp - 6 Holes	1	LOK046
Ultra-Fine Permanent Pen	1	TGPEN01

CONTENTS



13
PIECE

Size	Code
13 Piece Kit	LOK230

Why not build your own kit using components on pages 151 - 179.

Choose a bag, box or pouch, then select your LOTO equipment. Don't forget pens - find them on page 181.

Lockout Tagout - Kits

Small Lockout Kit

Description	Qty	Code
Premium Lockout Bag	1	LOK248
Red Safety Lockout Padlocks (KD)	2	LOK007-L
Multi-Purpose Cable Lockout with 2.5m Steel Cable	1	LOK013
Vinyl Coated Lockout Hasp - 38mm	1	LOK045
Pack (10) of 'Do Not Operate' Tags	1	LOK050
Ultra-Fine Permanent Pen	1	TGPEN01
Adjustable Gate Valve	1	LOK006
Small Ball Valve Lockout	1	LOK023
Universal MCB Lockout	1	LOK043
Pneumatic Lockout	1	LOK063

CONTENTS

11
PIECE



Size Code
11 Piece Kit LOK250

Medium Lockout Kit

Description	Qty	Code
Premium Lockout Bag	1	LOK248
Small Ball Valve Lockout	1	LOK023
Multi-purpose Cable Lockout with 2.5m Steel Cable	1	LOK013
Vinyl Coated Lockout Hasp - 25mm	1	LOK044
Vinyl Coated Lockout Hasp - 38mm	1	LOK045
Red Safety Lockout Padlocks (KD)	2	LOK007-L
Pack (10) of 'Do Not Operate' Tags	1	LOK050
Ultra-Fine Permanent Pen	1	TGPEN01
Caution Lockout A-Board	1	4707
Adjustable Gate Valve Lockout	1	LOK006
MCB Lockout Pin Out Standard	1	LOK205
Universal MCB Lockout	1	LOK043
Pneumatic Lockout	1	LOK063

CONTENTS

15
PIECE



Size Code
15 Piece Kit LOK116

Large Lockout Kit

Description	Qty	Code
Premium Lockout Bag	1	LOK248
Small Ball Valve Lockout	1	LOK023
Large Ball Valve Lockout	1	LOK025
Multi-purpose Cable Lockout with 2.5m Steel Cable	2	LOK013
25mm Vinyl Coated Hasp	2	LOK044
38mm Vinyl Coated Hasp	2	LOK045
Red Safety Lockout Padlocks (KD)	6	LOK007-L
Pack (10) of 'Do Not Operate' Tags	3	LOK050
Ultra-fine Permanent Pen	2	TGPEN01
25-63.5mm Gate Valve Lockout	1	LOK001
63.5-127mm Gate Valve Lockout	1	LOK002
127-165mm Gate Valve Lockout	1	LOK003
Caution Lockout in Operation A-Board	1	4707
Large plug / Pneumatic Lockout	1	LOK030
MCB Lockout Pin Out Standard	1	LOK205
MCB Lockout Pin In Standard	1	LOK206
MCB Lockout Pin Out Wide	1	LOK208
Universal MCB Lockout	2	LOK043
Pneumatic Lockout	1	LOK063
3-Phase Dial Lockout	1	LOK055

CONTENTS

32
PIECE
OUR
LARGEST
KIT



Size Code
32 Piece Kit LOK117

Plug and Hoist Control Cover

Manufactured using hard wearing Polyester cloth with reinforced inserts and a PVC liner. Used to enclose plugs and hanging control panels.



Colour	Code
Red	LOK216

Premium Lockout Pouch

Hard shell Nylon pouch with integral pocket webbing.

Dimensions (HxWxD):
75 x 265 x 165mm



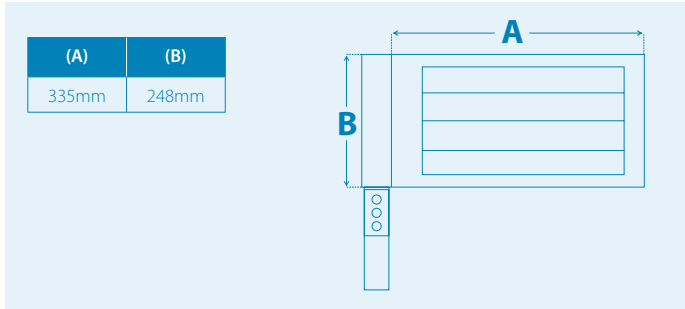
Colour	Code
Red	LOK189

Belt Pouch

Three pocket belt pouch made from woven Nylon with 3 pockets and adjustable waist strap suitable for up to a 40" waist.



Colour	Code
Red	LOK072



Premium Lockout Bag

High quality Nylon Lockout bag with reinforced solid waterproof base. Complete with detachable shoulder strap and 3 pockets.

Dimensions (HxWxD):
300 x 460 x 280mm



Code
LOK248

Lockout Satchel

Large satchel type Lockout bag, waterproof and suitable for carrying larger Lockout equipment over the shoulder.



Colour	Code
Red	LOK057

Lockout Toolbox

Sturdy Plastic toolbox with Steel catches, in-lid storage and tote tray.

Dimensions (HxWxD):
265 x 295 x 555mm



Code
LOK249

Need a Site Survey?

By law the correct safety signage should be displayed in the appropriate locations and to current legal standards. A Site Survey is advisable if you are unsure of your legal obligations or have been notified by a regulatory body that your current signage is not adequate.

- Site Surveys identify the signs you need, including size, positioning and materials, as well as any bespoke sign manufacturing service needs.
- Site Surveys also provide advice on ensuring the safety of you and your staff, including Lockout Tagout and Asset Management.

To find out how Site Surveys can help your business please contact our sales team.



Why not build your own kit using components on pages 151 - 179.

Choose a bag, box or pouch, then select your LOTO equipment. Don't forget pens - find them on page 181.

Lockout Tagout - Signs

Lockout Signs

Our Lockout signs are designed to be highly visible for use as a temporary or permanent reminder to adhere to Lockout procedures. Manufactured on rigid PVC, they can be fixed in place using adhesive or pierced and hung at the point of Lockout.

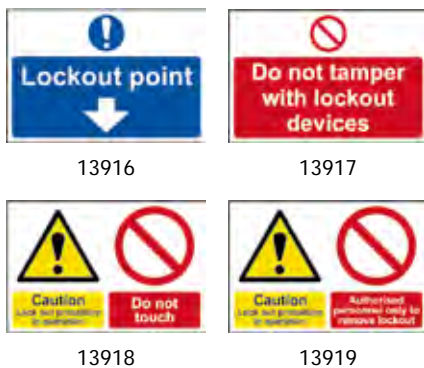
Rigid 1mm PVC board (non-adhesive).



Magnetic Lockout Signs

Printed on quality white faced magnetic substrate, these signs are easy to attach and provide clear and important messages at the point of isolation.

Size: 225 x 150mm.



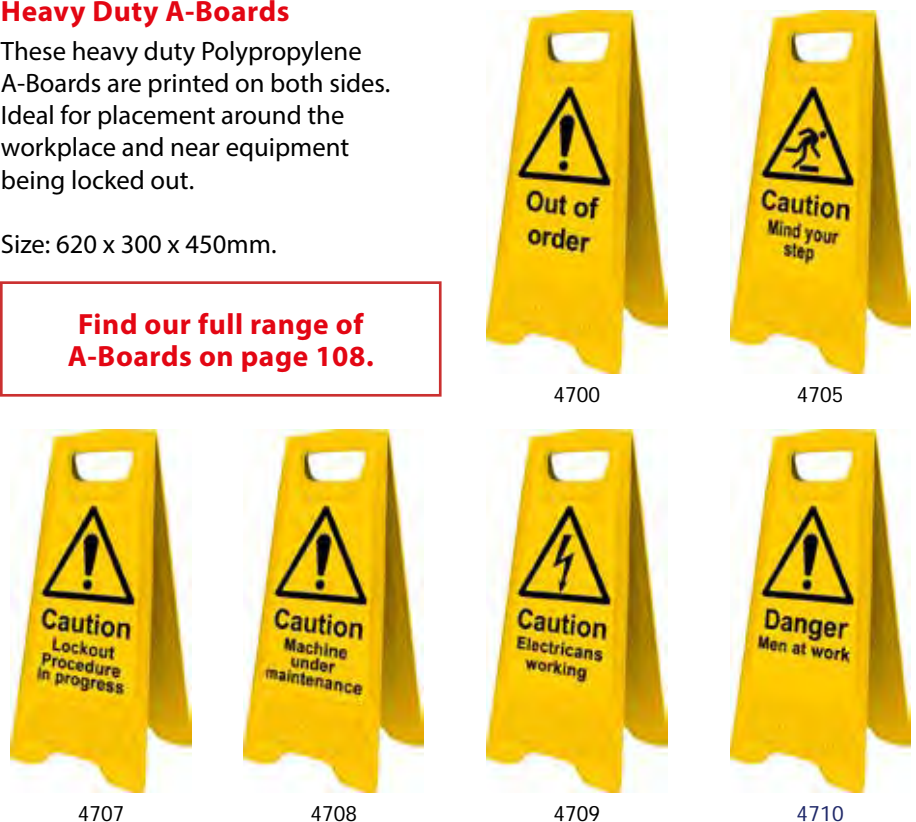
Custom design and manufacturing available on request.

Heavy Duty A-Boards

These heavy duty Polypropylene A-Boards are printed on both sides. Ideal for placement around the workplace and near equipment being locked out.

Size: 620 x 300 x 450mm.

Find our full range of A-Boards on page 108.



Lockout Tagout - Miscellaneous and Tags

Steering Wheel Covers

These highly visible covers can be used to encapsulate a steering wheel preventing unauthorised use. It can be locked out with a suitable padlock.

Size	Code
400mm dia	LOK157
500mm dia	LOK158
600mm dia	LOK159



Temporary Barriers

An easy way to cordon off equipment being locked off, these Plastic chains and posts are easily moved (the post bases can be filled with water or sand for extra weight).

900mm Chain Posts with Base

Description	Code
Red/White Post	S0300RW
Yellow/Black Post	S0300YB

5m Plastic Chain and Accessories

Description	Code
White Chain	S0303WH
Red/White Chain	S0303RW
Yellow/Black Chain	S0303YB
Black Chain Connector	S0302B
White Chain Connector	S0302W



Chain connectors are supplied in packs of 10.

Snap Frames

Used to house signs and posters. Manufactured from Aluminium, in a range of sizes. Each has a 25mm extruded and self coloured frame and comes complete with fixings and an anti-glare cover.

Size	Code
A4 (210 x 297mm)	13000
A3 (297 x 420mm)	13001
A2 (420 x 594mm)	13002
A1 (594 x 841mm)	13003
20" x 30" (508 x 762mm)	14774
30" x 40" (210 x 297mm)	14775



View our full range of Snap Frames on page 126.

Permanent Fine Liner Pen

Quantity	Code
Each	TGPEN01
Pack of 10	TGPEN02



Lockout Tags With Eyelet

Highly visible warning tags which should be applied alongside a Lockout device to provide details of the Lockout procedure. Designed to be placed directly on the lock shackle through the tag. Manufactured from durable non-tear Polypropylene which is resistant to water, oils and extreme temperatures.

Tags are printed using UV resistant inks, double-sided and supplied in packs of 10.

Complete with eyelet for use without a tie wrap.

Size: 75 x 135mm.

FRONT			REVERSE
LOK235	LOK236	LOK237	
	LOK238	LOK239	
LOK241	LOK242	LOK243	

These permanent ultra-fine marker pens can write on almost any surface. The waterproof and smudge proof ink dries in seconds with almost no odour, and is ideal for use with our tags and padlocks.

Lockout Tagout - Tags

Single Sided Lockout Tags

These highly visible warning tags should be applied alongside a Lockout device to provide details of the Lockout procedure. Manufactured from durable non-tear Polypropylene which is resistant to water, oils and extreme temperatures.

Printed using UV resistant inks, single-sided and supplied in packs of 10 complete with Cable Ties.

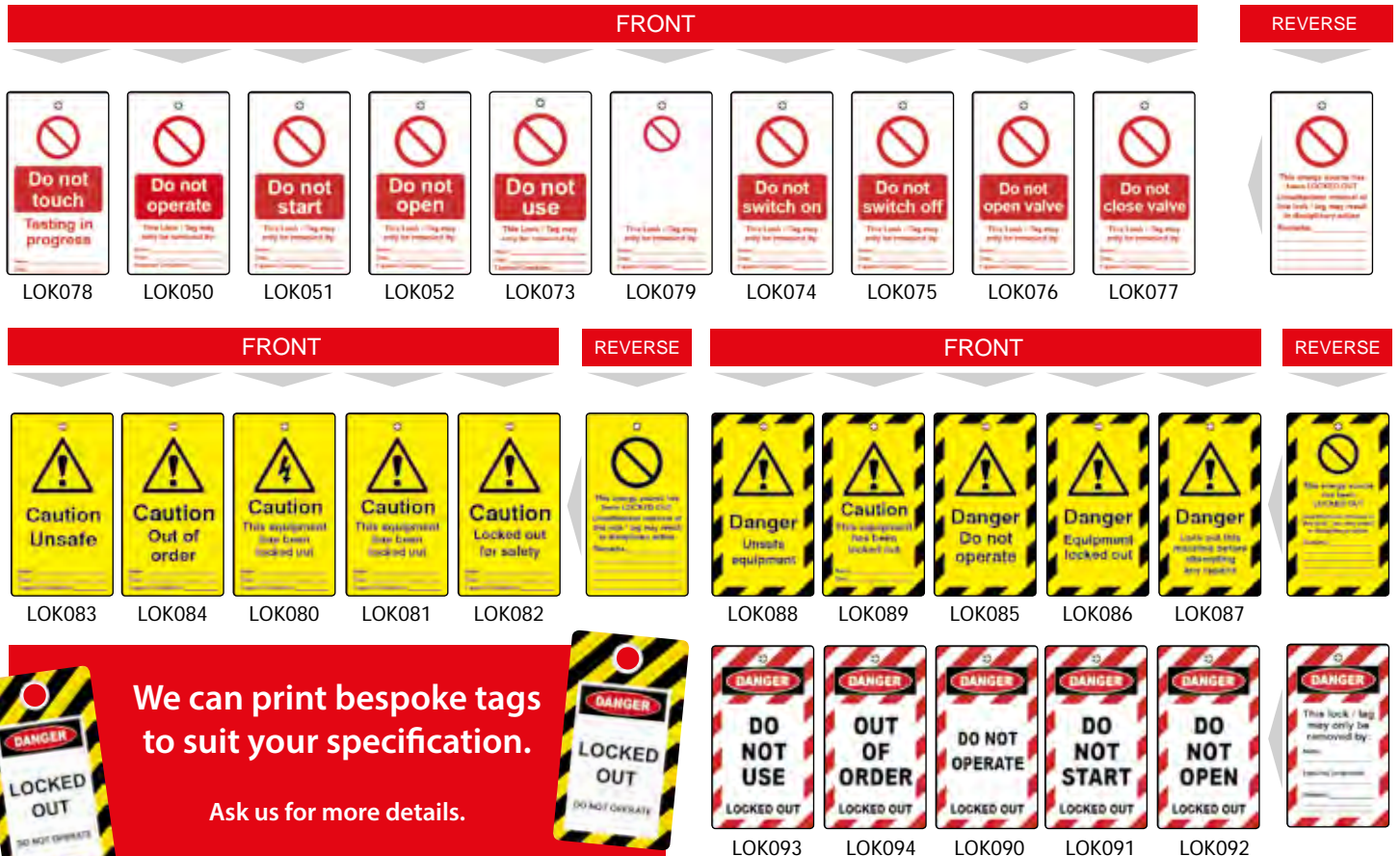
Size: 75 x135mm.



Double Sided Lockout Tags

Tags are printed on both sides. Supplied in packs of 10 complete with Cable Ties.

Size: 75 x 135mm.



Tagging Systems

Scaffold Safety	184
Tower Scaffold Tagging System	184
Scaffold / Tower Tagging System	185
Scaffold Prohibition	185
Racking Safety	186
MEWP Safety	186
Forklift Safety	187
Chemical Safety	187
AssetTag Holders	188
Isolation Tags	188
Flange Tags	188
Ladder Safety	189
LOLER Safety	189
Universal Equipment Inspection	190
MINI Inserts and Holders	191
AssetTag Medium	193
AssetTag Flex	193
Fine Permanent Marker	194
Cable Ties and Custom Cable Ties	194
Permit Document Holder	194

Tagging Systems

Scaffold Safety

Use Scaffolding Safety inserts with our ClawTag holder at all legal entry points to the scaffold providing relevant safety information alongside an inspection record. Should the scaffolding fail inspection the insert can be removed to display the message 'Do Not Use This Equipment' or replace with a prohibition insert (shown on page 185).

Scaffold Tagging System

Scaffold must be inspected in the following conditions:

- Following initial erection.
- Exposure to adverse weather.
- Conditions that could affect its strength or stability.
- Following substantial alteration (addition or subtraction).
- At regular intervals not exceeding 7 days from previous inspection.



TG01-1

Tag size: 75 x 180mm
Material: Polypropylene



Tower Scaffold Tagging System

The Work at Height Regulations 2005 require an assessment to be undertaken before starting any work. Erection should be made to Prefabricated Access Suppliers and Manufacturers Association (PASMA) approved methods.

The Tower Scaffold Safety Tag provides an essential platform for entering and storing essential safety information, including movements and safe weight tolerances. Designed for use with the ClawTag holder, these tags can be fixed to the scaffold after erection without needing to dismantle part of the structure.



TG12-1

Essential safety and audit information can be referenced with the storage of these inserts after job completion.

Tag size: 75 x 180mm
Material: Polypropylene



TG01KIT

TGCT5

TG01BOX



TG12KIT

TGCT5

TG12BOX

Description	Code
Single Insert	TG01-1
Pack of 10 Inserts	TG0110
Pack of 50 Inserts	TG0150
Kit - 1 Holder, 2 Inserts, 1 Pen	TG01KIT
Box - 10 Holder, 20 Inserts, 2 Pens	TG01BOX



Description	Code
Single Insert	TG12-1
Pack of 10 Inserts	TG1210
Pack of 50 Inserts	TG1250
Kit - 1 Holder, 2 Inserts, 1 Pen	TG12KIT
Box - 10 Holder, 20 Inserts, 2 Pens	TG12BOX



Scaffold / Tower Tagging System

This kit offers both the Scaffold Safety Tag insert and the Tower Scaffold Safety Tag insert alongside a holder to provide an essential part of your safety procedure on site.

Designed for use with the ClawTag holder, these tags can be fixed after erection without needing to dismantle the structure.

For more information on individual inserts please refer to Scaffolding / Tower Scaffolding Tagging System.

Tag size: 75 x 180mm
Material: Polypropylene



Scaffold Prohibition

Side 1: To be displayed if scaffold has failed inspection, warning not to use until it has been made safe and passed re-inspection.

Side 2: Used to temporarily prohibit access to certain sections of a scaffold.

Inserts are designed for use with the ClawTag holder, see page 188 for further details.

Tag size: 75 x 180mm
Material: Polypropylene



Description	Code	USE WITH
Kit - 1 Holder, 2 Inserts (1 x TG01-1 and 1 x TG12-1), 1 Pen	TG13KIT	

Description	Scaffold Code	USE WITH
Single Insert - Scaffold Prohibition	TG08-1	
ClawTag Pack of 5	TGCT5	
Pack of 10 Inserts	TG0810	
Pack of 50 Inserts	TG0850	
Box - 10 Holders, 20 Inserts, 2 Pens	TG08BOX	



Looking for something bespoke?

Contact us today to find out more.



Tagging Systems

Racking Safety

Due to the weight, size and loads involved with modern racking it must be checked regularly to ensure the safety of staff and visitors. Our racking tag holders are a modified version of the AssetTag Max system and are designed to be fixed to the crossbeams of the racking displaying racking specific safety messages.

A checklist on the insert describes the checks which must be made and includes space for inspection details to be recorded.

An area is available for completion should intermediate work be required, whereas the insert should be removed totally if the racking is deemed unsafe. This will then display the 'Do Not Use Unsafe Racking' message pre printed on the holder.

Inserts are designed for use with the AssetTag RACKING holder, see page 188 for further details.

Tag size: 75 x 180mm


Material: Polypropylene



TGRK5



TG09-1
OUTSIDE



TG09-1
INSIDE



TG09BOX

MEWP Safety

The Work at Height Regulations came into force in 2005. These regulations apply to work at height where there is a risk of fall liable to cause personal injury. It states that 'equipment for work at height is properly inspected and maintained'. MEWPs (Mobile Elevating Work Platforms), scissor lifts, booms and cherry pickers are included under this instruction.

A daily pre-work inspection should be carried out and recorded on these tags.

The AssetTag MAX holder should be permanently fixed to the equipment in a suitable safe place. Perform an inspection (a checklist is printed on the reverse) and record the result on the tag. In the event of the equipment failing the inspection, remove insert and inform a supervisor.

Inserts are designed for use with the AssetTag MAX holder, see page 188 for further details. The AssetTag MAX holder clearly states 'Do Not Use This Equipment' when the tag is removed.

Tag size: 75 x 180mm

Material: Polypropylene



TG11BOX



TGMX5



TG11-1

Description	Scaffold Code	USE WITH
Single Insert - Racking Safety	TG09-1	
AssetTag RACKING Pack of 5	TGRK5	
Pack of 10 Inserts	TG0910	
Pack of 50 Inserts	TG0950	
Box - 10 Holders, 20 Inserts, 2 Pens	TG09BOX	

Description	Scaffold Code	USE WITH
Single Insert - Racking Safety	TG11-1	
AssetTag RACKING Pack of 5	TGMX5	
Pack of 10 Inserts	TG1110	
Pack of 50 Inserts	TG1150	
Box - 10 Holders, 20 Inserts, 2 Pens	TG11BOX	

Forklift Safety

An employer must ensure that a forklift is safe to use and all forklifts should be checked by a competent person prior to use for any damage, faults or wear.

On the reverse the Forklift Safety Tag lists the basic safety checks needed with an inspection record (date, signature, defects reported) on the front.

Designed for use with the AssetTag MAX holder which should be fixed permanently at the point of access to the forklift. If the forklift is safe to use the insert can be slid into the holder with the signature side showing.

The AssetTag MAX holder clearly states 'Do Not Use This Equipment' when the tag is removed, should an inspection find any failures.

Tag size: 75 x 180mm
Material: Polypropylene



Description	Scaffold Code
Single Insert - FLT	TG02-1
AssetTag Pack of 5	TGMX5
Pack of 10 Inserts	TG0210
Pack of 50 Inserts	TG0250
Box - 10 Holders, 20 Inserts, 2 Pens	TG02BOX



Chemical Safety

Our Chemical insert has been specifically designed to display important and relevant information in one place.

Details include:

- Chemical name(s).
- Emergency telephone numbers.
- Supplier details and references.
- Immediate action and first aid alongside notes for medical personnel.
- Spillage treatment and disposal.
- Appropriate fire extinguishing and PPE information.

Removal of the insert displays the 'Do Not Use' message on the holder. In an accident, the insert can be given to emergency personnel, providing vital information for diagnosis and treatment.

Inserts designed for use with the AssetTag MAX holder, see [page 188](#) for further details.

Tag size: 75 x 180mm
Material: Polypropylene



Note: These inserts should not be considered a replacement for material safety sheets or any other safety documents and procedures which may be required by law.

Description	Scaffold Code
Single Insert - Chemical Safety	TG03-1
AssetTag Pack of 5	TGMX5
Pack of 10 Inserts	TG0310
Pack of 50 Inserts	TG0350
Box - 10 Holders, 20 Inserts, 2 Pens	TG03BOX



We can produce custom Inserts to suit your exact specification including adding your company branding or details.

Please contact the sales office for more information.

Tagging Systems

AssetTag Holder

Holders can be fixed using the following: cable ties, rivets, adhesive strips or glue, inbuilt claw (Claw Tag only), keyring or split-ring (AssetTag MINI only).

Each holder also has a 'break' in the edge wall to allow for easy removal of the insert. Use a screwdriver to prise behind the tag and flip the insert out. All holders are manufactured from a Nylon composite providing excellent strength and flexibility even in temperature extremes.

USE WITH



USE WITH



USE WITH



USE WITH



Description

Description	Code
ClawTag - Pack of 5	TGCT5
AssetTag MAX - Pack of 5	TGMX5
AssetTag RACKING - Pack of 5	TGRK5
AssetTag - Pack of 5	TGOT5
AssetTag MINI - Pack of 5	TGMT5



213 x 80 x 6mm
TGRK5



36 x 82 x 6mm
TGMT5



55 x 210 x 6mm
TGOT5



80 x 213 x 6mm
TGMX5



80 x 280 x 6mm
TGCT5



Identify which insert is designed to fit each holder.



Claw Tag Insert Size:	75 x 180mm
AssetTag Insert Size:	50 x 181mm
AssetTag MAX insert Size:	75 x 180mm
AssetTag MINI insert Size:	31 x 47mm

Isolation Tags

Prevent inadvertent energising of a system with this 2-part perforated tag. Each part is completed by the person in charge with the top half attached to the isolation point and the bottom attached to the permit to work. When both are re-attached to each other the isolation can be classed as removed.

Tag size: 75 x 180mm
Material: Polypropylene



TG06-1

Description	Scaffold Code
Single Insert - FLT	TG06-1
Pack of 10 Inserts	TG0610
Pack of 50 Inserts	TG0650
Box - 10 Holders, 20 Inserts, 2 Pens	TG06K

Flange Tags

These 3-part perforated tags are designed to help control the inspection and maintenance procedure when a flange breaks.

Assisting the user to clearly identify the various stages from initial break through to the re-energisation of the system.

Tag size: 75 x 180mm
Material: Polypropylene



TG07-1

Description	Scaffold Code
Single Insert - FLT	TG07-1
Pack of 10 Inserts	TG0710
Pack of 50 Inserts	TG0750
Box - 10 Holders, 20 Inserts, 2 Pens	TG07K

Ladder Tagging System

The Work at Height Regulations came into force in 2005. These regulations apply to work at height where there is a risk of fall liable to cause personal injury. This applies to both internal and external work at height, and includes below ground level and low height.

All ladders should be checked daily and prior to use for any damage, faults or wear and tear. In addition they should be inspected at defined intervals as part of a risk assessment programme. Use these inserts to manage the identification, safety, maintenance of ladders and help conform to the Work at Height Regulations 2005.



TG04-1

The AssetTag holder should be permanently fixed to the ladder in a suitable safe place. Perform an inspection of the ladder (a checklist is printed on the reverse) and record the result on the tag. If the ladder fails the inspection remove insert and inform a supervisor. Consider using a Ladder Lockout, see page 28 for more details.

Tag size: 50 x 181mm
Material: Polypropylene



TG04KIT

TGCT5

TG04BOX

Description	Code
Single Insert	TG04-1
Pack of 10 Inserts	TG0410
Pack of 50 Inserts	TG0450
Kit - 1 Holder, 2 Inserts, 1 Pen	TG04KIT
BOX - 10 Holder, 20 Inserts, 2 Pens	TG04BOX



LOLER Safety

The Lifting Operations and Lifting Equipment Regulations 1998 (LOLER) covers any equipment used at work for lifting or lowering loads, including anchoring or supporting attachment.

Regulations stipulate that equipment is marked with the appropriate information for its safe use, such as safe working loads.

Daily and weekly checks should be made, in addition to a thorough recorded examination every 6 to 12 months. If the equipment is installed, the location must also be examined at the following points:

- After installation but before first use.
- After assembly but before first use on a site or in a new location.

Should the equipment be hired it should be accompanied by a physical copy of the last examination report. The AssetTag holder should be permanently fixed to the equipment in a suitable safe place.

Perform a thorough inspection of the equipment and complete the insert. In the result of an inspection failure remove insert and inform a supervisor.

Tag size: 50 x 181mm
Material: Polypropylene



TG10BOX

TGCT5

TG10-1

Description	Code
Single Insert	TG10-1
Pack of 10 Inserts	TG1010
Pack of 50 Inserts	TG1050
BOX - 10 Holder, 20 Inserts, 2 Pens	TG10BOX



Tagging Systems

Universal Equipment Inspection

Our Universal Equipment Inspection record helps an employer comply with legislative requirements when inspecting and helps maintain equipment at suitable periods as deemed appropriate by a risk assessment.

The insert has clearly defined areas to record equipment identification or reference numbers, alongside an inspection record. This allows a user instant access to important safety information.

Should equipment fail inspection, the tag can be removed to clearly display the message 'Do Not Use This Equipment' which is printed on the holder.

Inserts are designed for use with the AssetTag holder, see page 188 for further details.

Tag size: 50 x 181mm
Material: Polypropylene



Description	Code
Single Insert	TG05-1
Pack of 10 Inserts	TG0510
Pack of 50 Inserts	TG0550
BOX - 10 Holder, 20 Inserts, 2 Pens	TG05BOX



Don't forget to order Ultra Fine Permanent Markers!

You can find these on **page 181 and 194.**



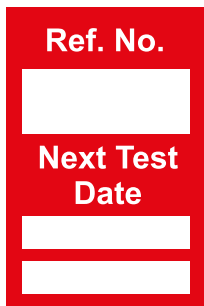
We can produce **Custom Inserts** to suit your exact specification including adding your company branding or details.

Please contact your sales representative for more information.

MINI Inserts

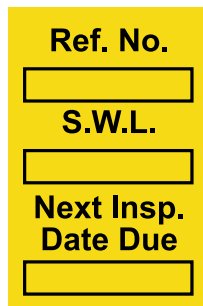
Our smallest inserts are designed for use with our AssetTag MINI tag holders to display relevant identification and safety information.

When the insert is removed (due to equipment fault, maintenance or testing) the message on the holder clearly states 'Do Not Use This Equipment'!



Next Test

A general purpose insert ideal for use on a variety of equipment and machinery which requires regular safety checks. Suitable for electrical equipment, steps and stools.



Safe Working Load

Helps comply with legislative requirements by informing employees of an items safe working load (S.W.L.).



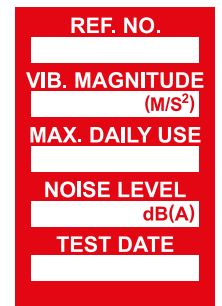
PAT Testing

Designed for Portable Appliance Testing (PAT) this clearly displays the date of test, when next due, item reference along with the testers name.



Harness Inspection

To be displayed on a harness strap giving identification and inspection details. These are often colour coded giving 'at a glance' safety information from a distance.



Vibration Control

Designed to help manage Hand Arm Vibration Syndrome (H.A.V.S.) and dangerous noise levels, these display relevant safety information.

Description	Code			
	Green	Yellow	Red	Blue
Next Test - Pack of 20 Inserts	TG60G	TG60Y	TG60R	TG60B
Next Test Kit - 20 Holders, 40 Inserts, 1 Pen	TG60GK	TG60YK	TG60RK	TG60BK
Safe Working Load - Pack of 20 Inserts	TG61G	TG61Y	TG61R	TG61B
Safe Working Load Kit - 20 Holders, 40 Inserts, 1 Pen	TG61GK	TG61YK	TG61RK	TG61BK
PAT Testing - Pack of 20 Inserts	TG62G	TG62Y	TG62R	TG62B
PAT Testing Kit - 20 Holders, 40 Inserts, 1 Pen	TG62GK	TG62YK	TG62RK	TG62BK
Vibration Control - Pack of 20 Inserts	TG63G	TG63Y	TG63R	TG63B
Vibration Control Kit - 20 Holders, 40 Inserts, 1 Pen	TG63GK	TG63YK	TG63RK	TG63BK
Harness Inspection - Pack of 20 Inserts	TG64G	TG64Y	TG64R	TG64B
Harness Inspection Kit 1 - 20 Holders, 40 Inserts, 1 Pen	TG64GK	TG64YK	TG64RK	TG64BK

Harness Inspection Kit 2 - 20 Holders, 40 Inserts (10 of Each Colour), 1 Pen

TG64K-MIX



View our full range of Tag Holders on [page 188](#).



Custom made Inserts available.
Ask for details.



Tagging Systems

AssetTag Flex

Durable Polyurethane tag designed to highlight key features, inspection dates and safety messages.

Key Points:

- Flexible and durable.
- Weatherproof.
- 8 Colours available.
- Single or double sided print options.
- Custom design available.

Perfect for use on a multitude of applications including the identification of assets, inspection and safety tagging.

Our tags are manufactured from TPU (Polyurethane) ensuring they are highly flexible, incredibly durable, suitable for all weather conditions and resistant to both high and low temperatures as well as most acids, alkalis and solvents.


Asset Tag Flex works as a complete unit without the need for any further equipment. Using two integral slots the tag can be fastened through itself at two positions depending on the application.

The Medium Tag (shown on the right) is attached to any piece of equipment using a cable tie, rivet or similar.

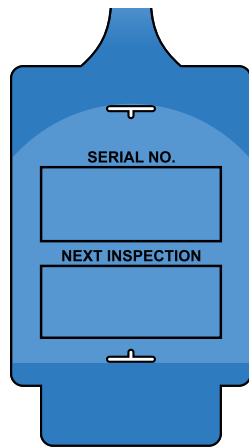
The Asset Tag series is available in 8 different colours with a wide variety of print options – plain, pre-printed (shown below) or fully customised with your wording or logo.



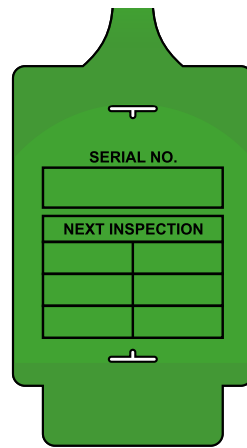
Note: these designs are available in all colours and both sizes.



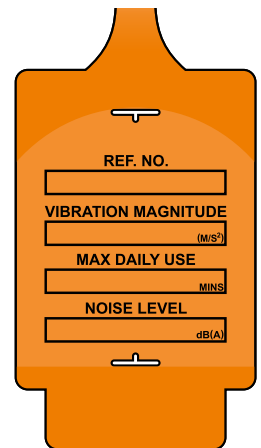
Plain



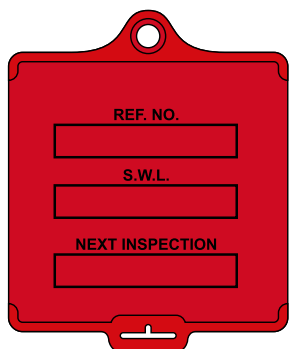
Inspection Style A



Inspection Style B



Vibration Control



Safe Working Load



Do Not Use Style A



Do Not Use Style B

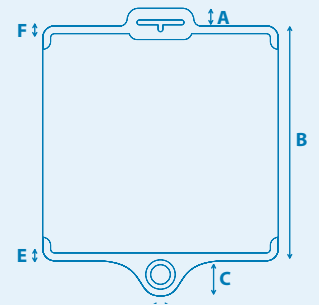


Custom Design

AssetTag Medium



Size	
(A)	4.5mm
(B)	60mm
(C)	11mm
(D)	5mm
(E)	2mm
(F)	2mm



	Blue		Green		Orange		Red		White		Yellow		Lilac		Pink	
Description	1	50 Pk	1	50 Pk	1	50 Pk	1	50 Pk	1	50 Pk	1	50 Pk	1	50 Pk	1	50 Pk
Plain Code Prefix	TGM-		TGM-		TGM-		TGM-		TGM-		TGM-		TGM-		TGM-	
Plain Tags	B1	B50	G1	G50	O1	O50	R1	R50	W1	W50	Y1	Y50	L1	L50	P1	P50

Pre-Printed Code Prefix*	TGM0		TGM0		TGM0		TGM0		TGM0		TGM0		TGM0		TGM0	
Inspection (Style A)	101B	150B	101G	150G	101O	150O	101R	150R	101W	150W	101Y	150Y	101L	150L	101P	150P
Inspection (Style B)	201B	250B	201G	250G	201O	250O	201R	250R	201W	250W	201Y	250Y	201L	250L	201P	250P
Vibration Control	301B	350B	301G	T350G	301O	350O	301R	350R	301W	350W	301Y	350Y	301L	350L	301P	350P
Safe Working Load	401B	450B	401G	450G	401O	450O	401R	450R	401W	450W	401Y	450Y	401L	450L	401P	450P
Do Not Use (Style A)	501B	550B	T501G	550G	501O	550O	501R	550R	501W	550W	501Y	550Y	501L	550L	501P	550P
Do Not Use (Style B)	601B	650B	601G	650G	601O	650O	601R	650R	601W	650W	601Y	650Y	601L	650L	601P	650P

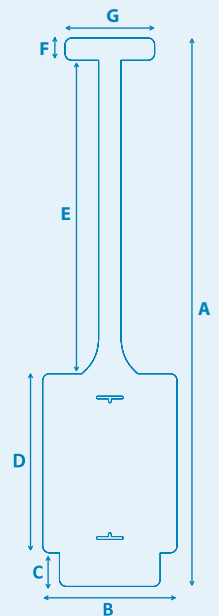
Example: TGM-301W - Single White Medium Tag with 'Vibration Control' Message

*Standard printed tags are single sided

AssetTag Flex



Size	
(A)	245mm
(B)	60mm
(C)	15mm
(D)	80mm
(E)	140mm
(F)	10mm
(G)	40mm



	Blue		Green		Orange		Red		White		Yellow		Lilac		Pink	
Description	1	50 Pk	1	50 Pk	1	50 Pk	1	50 Pk	1	50 Pk	1	50 Pk	1	50 Pk	1	50 Pk
Plain Code Prefix	TGF-		TGF-		TGF-		TGF-		TGF-		TGF-		TGF-		TGF-	
Plain Tags	B1	B50	G1	G50	O1	O50	R1	R50	W1	W50	Y1	Y50	L1	L50	P1	P50

Pre-Printed Code Prefix*	TGF0		TGF0		TGF0		TGF0		TGF0		TGF0		TGF0		TGF0	
Inspection (Style A)	101B	150B	101G	150G	101O	150O	101R	150R	101W	150W	101Y	150Y	101L	150L	101P	150P
Inspection (Style B)	201B	250B	201G	250G	201O	250O	201R	250R	201W	250W	201Y	250Y	201L	250L	201P	250P
Vibration Control	301B	350B	301G	350G	301O	350O	301R	350R	301W	350W	301Y	350Y	301L	350L	301P	350P
Safe Working Load	401B	450B	401G	450G	401O	450O	401R	450R	401W	450W	401Y	450Y	401L	450L	401P	450P
Do Not Use (Style A)	501B	550B	501G	550G	501O	550O	501R	550R	501W	550W	501Y	550Y	501L	550L	501P	550P
Do Not Use (Style B)	601B	650B	601G	650G	601O	650O	601R	650R	601W	650W	601Y	650Y	601L	650L	601P	650P

Example: TGF-450G - Pack of 50 Green Tags with 'Safe Working Load' message

*Standard printed tags are single sided

Accessories and Fixings

Permit Document Holder

Weatherproof with reinforced eyelet for fixing. Holds A4 sized documents, with zip opening.

Description	Code
Single	LOK071



Ultra-fine Permanent Marker

Suitable for writing on all of our asset management products.

Description	Code
Single	TGPEN01
Pack of 10	TGPEN02



Electrical Labels

Our range of Electrical Safety Labels are durable and convenient. They are supplied in a range of sizes in various size packs and rolls.

Find the full range of Electrical Labels on [pages 138](#).



Cable Ties

Packs of natural coloured Cable Ties.

Description	Code
102 x 2.5mm Pack (100)	NT20P
160 x 2.5mm Pack (100)	NT21P
200 x 4.8mm Pack (50)	NT50P



Index

A

A-Board Box Deal	108
A-Boards	108, 184
Accident Books & Folders	55, 100, 101
Agricultural/Farm	50
Alarm Pull Cord - Taktyle	92, 94
Anti Slip Tape	92, 94
Arrows	12, 16, 60
Assembly Point	8, 13
AssetTag Flex	193
AssetTag Holders	186, 188
AssetTag Medium	193
Automatic Door	46

B

Backing Board	62
Ball Valve Lockout	162
Banding Buckles	72
Banding Tool (Road Fixings)	72
Banksman Paddles	71
Banners	64
Bar	83, 84, 86
Barbed Wire	45, 50
Barrier Tape	119
Basement	92, 94
Bathroom	84, 85
Belt Clips	157
Beware Of The Bull	50
Beware Of The Dog	61, 82, 83, 84, 85, 86
Beware Ramp Ahead	47
Biohazard	48, 144
Board Clip (Lockout Station)	178
Brass Unfilled Tags	149
Braille	89
Break Glass / Cover	9, 13, 20
Build Your Own Composite Sign Kit	55
Building Site Warning To Public And Parents	62
Bull In Field	50
Bull Keep Out	50
Butterfly Valve Lockout	162

C

C.C.P Refrigerators - Cold Rooms	38
C.C.P Temperative Values - Goods Inwards	38
Cable Lockout	163
Cable Ties	121, 194
Canteen	60
Car Park	60, 61
Cattle	50
Caulking Gun	121
Caution	47, 82, 118, 146
Caution CCTV In Operation	45
Caution Cleaning In Progress	49

Caution Falling Debris	46
Caution Farm Vehicles Crossing	50
Caution Forklift Trucks	44, 45, 91
Caution Heavy Plant Crossing	62, 77
Caution Horses In Transit	50
Caution Hot (Surface / Water)	48, 82, 147
Caution Lockout Procedure	184
Caution Maintenance In Operation	184
Caution Men Working On Equipment	184
Caution Mind The Step	46, 82
Caution Mind Your Head	46, 82
Caution Mixed Cable Notice	141
Caution Mud On Road	62, 77
Caution Noise Hazard	49
Caution Out Of Order	47, 184
Caution Pinch Point	47
Caution Radioactive Waste	48
Caution Sharp Blades	47
Caution Site Entrance	62, 77
Caution Site Traffic	62, 77
Caution Slippery Floor Surface	49, 82
Caution Speed Ramps	62, 77
Caution Towel Rail May Be Hot	83, 84, 85, 86
Caution Tractors Turning	50
Caution Trailing Cables	49
Caution Trip Hazard	49
Caution Wet Paint	49
CCTV	45, 86
Ceiling Fixing Clips	121
Centre Of Gravity - Stencil	110
Chain Links	181
Changing Room	84, 85
Check Oil, Water And Fuel Daily	37
Checked - Labels	145
Checked - Printed Tape	120
Chemical Safety	43, 44, 50, 82
Chemical Safety Tag Insert	187
Chemical Safety Tag Kit	187
Children Must Not Play On This Site	27, 58
Children Prohibited	29, 58
Chromed Plastic Dome Screw Cover	121
Circuit Breaker Lockout	165
Cigarettes Bin	25
Cigarettes Only	25
ClawTag Holder	185, 188
Clean Hands Are Safe Hands	37
Clean Up All Spillages Immediately	38, 50
Clear Wallet	130
Clip Board	178
Cloakroom	84, 85, 60
Close This Door At Night	34, 36, 82
Coach Park	64
Coated Road Post	71
Code Of Practice For The Use Of Bandsaws	36

Compact Group Lockbox	171
Composite Site Safety Notice	54
Compressed Air	142, 144
Compressed Gas	142, 143, 144
Concealed Entrance	47, 62, 77
Conference Room	84, 85
Confined Space	51
Construction Signs	53
Construction Site Keep Out	46, 54, 59
Construction Traffic	47
Contents Checked & Security Sealed	120
Contractors Parking	62
Convactor Oven Safety / Steam Oven Safety	38
Convex Mirror	78
Cooked Food Preparation Zone	38
Cork Board	127
Correx Floor Stand	109
Creche - Taktyle	92, 94
Customer Parking Only	61, 110
Cylinder Electrical Plug Lockout	167

D

Danger	41, 42, 43, 45, 47, 50, 82
Danger Asbestos	48, 147
Danger Do Not Switch On	184
Danger Explosive Atmosphere	44
Danger High Voltage	59, 139
Danger Keep Wet Utensils Away From Hot Oil	38
Danger Live Testing In Operation	184
Danger Of Death	147
Danger Very Hot Water - Taktyle	44, 91
Dangerous When Wet	142
Danger Scaffolding Incomplete - Banner	64
Deep Excavation	46, 59
Deep Fat Fryer Safety / Potato Chipping Machine Safety	38
Deep Water	47
Demolition	46, 59
Desk Sign	25
Die Cast Steel Lockout Hasp	159
Dielectric Safety Lockout Padlock	155
Diesel Fuel Only	60
Dining Room	84, 85
Dip Your Feet	38
Disabled (Ladies / Gentlemen)	92, 93, 94, 95, 96
Disabled Arrow (Left / Right)	93, 95
Disabled Baby Change	92, 94
Disabled Badge Holders Only	49
Disabled Door Disc	87
Disabled Parking Only	49, 61
Disabled Symbol	12, 60, 93, 95
Disclaimer Notice - Vehicles And Their Contents Are Left Here Entirely At Owners Risk...	61

Dishwashing Machine Safety / Microwave Oven Safety	38
Diversion - Roll Up Traffic Sign	76
Do Not Let Strangers Into Your Home (Identification Check)	61, 82
Do Not Stack - Packaging Labels	148
Do Not Start	27
Do Not Start Men Working On Machine	184
Do Not Start This Equipment When Locked Out	184
Do Not Store Any Items On: Fridges, Freezers, Cold Rooms	29
Do Not Store Raw And Cooked Foods Together	29, 38
Do Not Tamper With Lockout Devices	33, 184
Do Not Touch Valves When Locked Out	184
Do Not Use	27, 145, 184
Do Not Use Mobile Phones	29
Document Pocket	116
Door Slider System	129
Double Sided Extra Strong Adhesive Tape	121
Drinking Water	9, 57, 83, 147
Drugs Any Person Found Either Possessing, Using Or Distributing...	61
Dry Goods Store	38
Dry Riser	21
Dry Wipe Markers	127
Drying Room	60
E	
Ear Protection Must Be Worn	32, 33, 58, 95
Economy Lockout Hasp	158, 159
Electric Fence	50
Electric Shock	10, 44, 82
Electrical Fires	20
Electrical Hazard Symbols	41
Electrical Labels - Arc Flash	139
Electrical Labels - Danger	41, 42, 138, 139, 140
Electrical Lockout	164
Electrical Lockout Kit	176
Electrical Panel Lockout	169
Electricity Symbol - Labels	147
Electronic Cigarettes Permitted	25
Emergency Assembly Point	8, 57
Emergency Exit	8, 13
Emergency Eye Wash	10, 13, 57
Emergency Shower	10,13
Emergency Stop	9, 13, 21, 83, 147
Emergency Stop Lockout	167, 168
Emergency Telephone	13
Enclosed Pocket	178
Enquiries	60, 84, 85, 86, 92, 94
Enquiries Arrow (Left / Right)	92, 94
Entrance	60, 64, 84, 85, 86, 94

Environmentally Hazardous - Labels	143
Evacuation Chair	8
Everbuild Stixall White	121
Exclamation Mark Symbol	147
Exit	7, 64, 83, 84, 85, 86, 91, 92, 97
Exit Arrow (Left / Right)	92, 94
Exit Man Left (With Separate Arrow)	64
Explosive	143
Extra Wide Pocket	178
Eye Protection Must Be Worn	32, 33, 58, 82
F	
Failed Electrical Safety Test	141, 145, 146
Falling Objects	46
Faulty Traffic Light	74
Female	60, 93, 95
Finger Plate	87
Fire Action Procedure	14, 34, 58
Fire Alarm	14, 20, 22, 57, 82, 91, 98
Fire Alarm Call Point	14, 21
Fire Assembly Point	8, 57, 70
Fire Blanket	15, 18, 19, 21
Fire Bucket	21
Fire Door & Access	33, 34, 35, 58, 82, 87, 91, 98,146
Fire Escape	6, 7, 8, 34, 65, 146
Fire Exit	6, 7, 8, 12, 34, 57,58, 83, 91, 96, 97, 98, 114, 146
Fire Extinguishers & Equipment	14, 15, 18, 19, 20, 21, 22, 57, 82, 91, 98
Fire Hose Reel	14, 18, 21
Fire Hydrant	21
Fire Marshal	18, 21
Fire Phone	21
Fire Point	14, 21, 57, 82
Fire Safety	9, 21, 36, 37, 44, 82, 83, 97
Fire Safety Log Book	55, 100, 101
Fire Warden	18
First Aid	10, 13, 57, 83, 91, 97
First Aid First Aid For This Department Is Available From	57
First Aid Procedure	34
First Aid Symbol	10, 147
First Aider	10, 18
First Floor	92, 94
Fissile 7	142
Flammable Gas	44, 59, 142, 143, 144
Flammable Liquid	44, 142, 143, 144
Flammable Solid	44, 142
Flammable Symbol	44, 144, 147

Flammable Vapour / No Smoking Or Naked Lights	51
Flange Ball Valve Lockout	162
Flange Tag / Kit	188
Floor Graphic	114
Floor Treads	118
Flow Marker	122, 123, 124
Foam Inlet	21
Food	37, 38
Footpath	29
Footpath Closed	76, 77
For Hygiene Reasons Wash Only Hands Here	37
For Your Comfort And Safety When Showering...	83, 84, 85
Forklift 180 Degree Rear-View Mirror	78
Forklift Prohibition	29
Forklift Tag / Kit	187
Forklift Trucks	45, 114
Fourth Floor	92, 94
Fragile - Packaging Labels	148
Fragile - Printed Tape	120
Fragile - Stencil	110
Fragile Roof	45, 46, 64
Frame Fixing Clips	78
G	
Gangway Keep Clear	35
Gas Cylinder Lockout	170
Gate Valve Lockout	160, 161
Gentlemen / Ladies	60, 83, 84, 85, 86, 87, 93, 95, 96
GHS Symbols	148
Glow Sticks	14
Goods Inwards	60
Goods Outwards	60
Grinding Wheels Must Be Changed By Authorised Personnel	36
Grit Blasting	47
Group Lock Box	171
Guard Dogs	45
Guards Must Be In Position Before Starting	36
Guest Room	84, 85
H	
H.A.C.C.P An Essential Ingredient For Food Safety	38
Hair Protection Must Be Worn	33, 37, 82
Hand Wash Only	37
Handle With Care	120, 148
Hanging Frame	121
Hard Hat And High Visibility Vest Must Be Worn In This Area	33, 58
Harmful Substance	43
Harness Inspection Kit Mixed Colours	191
Harness Mini Tag Insert	191
Harness Mini Tag Insert Kit	191

Index

Hasp (Lockout Tagout)	158, 159, 172
Hazard Tape	120
Hazard Warning	39, 41, 47, 49
Hazardous Area	47, 51
Health & Safety At Work Act 1974	36
Health & Safety Law Poster	105
Heavy Do Not Lift	148
Heavy Duty Stainless Steel Cable Lockout	
High Visibility Clothing Must Be Worn In This Site / Area	32, 33, 58, 82, 115
High Voltage	82
Highly Explosive No Smoking Or Naked Lights	51
Highly Flammable	44, 51, 59, 142, 143, 144
Highly Flammable / No Smoking Or Naked Lights	51
Highly Flammable 3 - Labels	143
Highly Flammable LPG	142, 143, 144
Highly Flammable LPG No Smoking Or Naked Lights	51
Highly Flammable No Smoking No Naked Lights	59
Highway / Motorway Maintenance	62, 78
High Visibility Vests Must Be Worn	32, 33, 58, 82, 115
Hold - Printed Tape	120
Horses	50
How To Treat An Electric Shock Casualty	103
HSE Posters	105
Hygiene Signs	37, 38

I

If This Toilet Falls Below Your Expectations Please Contact	38
Important - Additions Must Comply...	146
Important Periodic Inspection	140
Important RCD Test Label	140
In Case Of Emergency Telephone	37
In - Stencil	110
Industrial Stencil Spray	111
Infectious Substance 6	142, 143
Information - Banner	64
Inspected & Comments - Labels	145
Instant Hand Sanitiser Use Between Hand Washing	37
Internal Convex Surveillance Mirror	78
Irritant Symbol - Labels	147
Isolate Machine Before Removing Guards	50
Isolation Tag / Kit	188
It Is An Offence To Smoke	57
It Is Illegal To Sell Tobacco To Persons Under 18	61

K

Keep Clear	14, 21, 34, 35, 58
------------	--------------------

Keep Clear Exit From Emergency Escape Route	35
Keep Clear - Stencil	110
Keep Driveway Clear	61, 82
Keep Dry - Packaging Labels	148
Keep Dry - Stencil	110
Keep Left Arrow - Roll Up Traffic Sign	76
Keep Locked	34, 35, 36, 82, 146
Keep Locked Shut - Taktyle	33, 91, 98
Keep Off	35, 46, 82, 59
Keep Out	35, 58, 82
Keep Out - Stencil	110
Keep Right Arrow - Roll Up Traffic Sign	76
Keep Shut	14, 34
Keep These Premises Tidy	37, 38
Keep This Door Closed	34, 36
Keep This Door Locked When Not In Use	35, 36, 82
Keep This Escape Route Clear	34, 35
Key Cabinet	157
Key Colour Rings	157
Key Covers	157
Key Tag With Insert	157
Key Tags	157
Keybox	20
Kitchen	84, 85

L

Labels	143
Labels - Asbestos	148
Labels - Asset No.	145
Labels - Break Glass Symbol	147
Labels - Calibrated	145
Labels - Corrosive	43, 138, 143, 144, 147,
Labels - LQ Road And Sea	143
Labels - Lubricated	145
Labels - Miscellaneous 9	143
Ladder Lockout	28, 171
Ladder Safety Tag Kit	59, 189
Ladies	87, 93, 95, 96
Large Lockout Kit	178
Letter & Numbers	113, 193
Letters & Numbers Stencil Kit	72, 111
Level - Taktyle	92, 94
LG (Text) - Taktyle	92, 94
Lift	93, 95
Lift Correctly	37
Line Marking Spray	72
Literature Dispenser	130
Lockboxes	171
Load Bay Keep Clear - Stencil	110
Lock Back Trimming Knife	121
Lockable Poster Frame	127
Lockable Socket Cover	167
Lockout Belt Pouch	179

Lockout Cabinets	156, 179
Lockout Hasp	158, 159
Lockout Kits	177, 178
Lockout Satchel	179
Lockout Shell Case / Pouch	179
Lockout Signs	184
Lockout Station	172, 173, 178
Lockout Tag Holder / Station	179
Lockout Tag With Eyelet	181
Lockout Tags	182
Lockout Toolbox	179
LOLER Tag / Kit	189
Loose Dogs	50
Lorry Halt	40
LPG Highly Flammable	44, 82

M

Machine Safety	27, 29, 29, 37, 42, 44, 47, 48, 50, 91
Magnetic Document Frames	130
Magnetic Document Pocket	115
Magnetic Letter Sets	115
Magnetic Number Sets	115
Magnetic Racking Strips	115
Maintenance Electrical Lockout Kit	177
Male	60, 93, 95
Mandatory Signs	31
Man On Crutches Graphic - Taktyle	92, 94
Minature Circuit Breakers	165
Measuring Tape	121
Men At Work	64
Men Working	46
MEWP Tag / Kit	186
Mind The Step	45, 46, 84, 83, 84, 85, 86, 92, 94
Mini Signs	60, 83, 84, 85, 86
Mini Tag Insert	191
Mixed Hazards Signs	43
Mobile Phone Signs	27, 28, 29
MOT Signs	79
Motorway / Highway Maintenance	62, 78
Moving Vehicles	46
Mud On Road	50
Multi Function Circuit Breaker Lockout Large	165, 166

N

Near Miss Reporting Book	55, 100
Next Service - Labels	145
Night Worker Do Not Disturb	86
No Access To Construction Traffic	62, 77
No Admittance	26, 27, 57, 82, 92
No Admittance Authorised Personnel Only - Taktyle	96
No Ball Games	29
No Cars	29, 57

No Children	27, 58
No Climbing	27
No Cold Callers	86
No Dog Fouling	29, 110
No Dogs Except Guide Dogs	29, 82
No Eating, No Drinking, No Smoking	28, 29
No Entry	26, 27, 57, 82, 77, 82, 84, 85, 91, 92, 94, 110
No Exit	26, 27, 57, 64, 82, 84, 85, 91, 110
No Free Newspapers Or Junk Mail	83, 84, 85, 86
No Hat, No Boots, No Job	33, 58
No Hawkers	84, 85
No Junkmail	83, 84, 85, 86
No Parking	28, 29, 57, 60, 64, 77, 82, 86, 110
No Passengers Are Allowed On This Vehicle	37
No Public Access - Taktype	92, 94
No Running	29
No Smoking	24, 25, 28, 57, 83, 84, 85, 86, 87, 91, 96
No Smoking / Food Production Area	29
No Smoking Beyond This Point - Taktype	96
No Smoking It Is Against The Law To Smoke On These Premises - Taktype	91
No Smoking It Is Against The Law To Smoke Or Knowingly ...	57
No Smoking No Drinking No Eating	29
No Thoroughfare	26, 27, 57
No Tools Or Equipment Stored In This Vehicle Overnight	61, 82
No Trespassing	26, 82
No Unauthorised Persons	26, 27, 29, 57
No Unauthorised Vehicles	29
Non Adhesive Tape	119
Non Flammable Compressed Gas	142
Non Flammable Gas - Labels	142, 144
Non-Conductive Lockout Hasp	159
Non-Flammable Compressed Gas 2 - Labels	143
Not Calibrated Do Not Use - Labels	145
Not Drinking Water	29, 82, 91, 147
Notice Concealed Cctv Cameras Operate On These Premises	45, 61
Now Wash Your Hands	37, 44, 82, 91
Number 1-9 - Taktype	92, 94
O	
Occupiers Liability Act 1995	29
Office	60, 84, 85, 86
One Way Arrow Left / Right	62, 77
Open This End	148
Open Valve	21
Organic Peroxide 5.2	142

Organisers Office - Banner	64
Out - Taktype	93, 95
Out Of Order	184
Out Of Order - Banner	64
Out - Stencil	110
Overhead	45
Overpack - Labels	143
Oxidising Symbol - Labels	142, 147
Oxidizing - Labels	143
P	
Padlock And Isolate From The Electrical Supply...	184
Padlock Caddy	156
Padlock Station	156
Padlock Tags, Collars, Fixing Rings & Rivet Sets	157
Padlocks	156
Passed & Comments - Labels	145
Passed For Electrical Safety	141, 145, 146
Pat Testing Mini Tag / Kit	191
Pavement Sign	128
Pedestrians	62, 75, 76, 77
Pedestrians Arrow	62, 75, 76, 77
Permit To Work Forms	32, 101
Permit Wallets	194
Personal Hygiene Rules Apply Beyond This Point	38
Personal Protective Equipment	33, 58
Personnel	84, 85
Pesticide	43, 50
Petroleum Spirit / No Smoking Or Naked Lights	51
Photoluminescent Signs	11
Photoluminescent Arrow	118
Photoluminescent Floor Dot	118
Photoluminescent Floor Footprints	118
Photoluminescent Tape	13, 118
Pin & Sleeve Plug Lockout	169
Pinboard	127
Pipeline Tape	125
Place All Rubbish In Bins Provided	37, 38, 82
Plastic Chain	181
Please Ask For Assistance	92, 94
Please Clean As You Go	38
Please Do Not Waste Water...	83, 84, 85, 86
Please Keep Closed	84, 85
Please Keep Off The Grass	60, 61
Please Keep Shut	35, 61
Please Leave Your Keys At Reception On Departure	83, 84, 85
Please Remove Jewellery Before Commencing Work	38
Please Remove Shoes	83
Please Re-Use Your Bath Towels...	83, 84, 85, 86
Please Reverse Park	62, 77
Please Ring For Assistance	86, 92, 94
Please Ring For Attention	60, 84, 85, 86
Please Shut The Door	83, 84, 85, 86

Please Shut The Gate	82, 84, 85
Please Switch Off Mobile Phones	84, 85
Please Use The Back Door	84, 85
Please Wipe Your Feet	83, 84, 85, 86
Plug & Hoist Control Cover	179
Plug Lockout	166, 169
Pneumatic Lockout	166, 170
Poison 6	142, 143
Poison Gas 2	142
Pop Up Banners	129
Post Clips	71
Power Assisted Door	146
PPE Safety Mirrors	102
Premium Lockout Bag	179
Press For Exit	92, 94
Prevent Cross Contamination. Use The Correct Colour	38
Private	60, 83, 84, 85, 86, 92, 94
Private Parking / Car Park	60, 110
Private Property	86, 61, 62, 110
Projection Sign	22
Property Of - Labels	145
Protect Your Hands	32
Protective Clothing Must Be Worn	33
Protective Footwear Must Be Worn	32, 58
Protective Gloves Must Be Worn	32, 58
PTO Guards Must Be In Position Before Starting	36
Pull	13, 83, 84, 85, 86, 87, 92, 93, 95, 96, 98
Push	8, 9, 13, 57, 83, 84, 85, 86, 87, 91, 92, 93, 94, 95, 96, 98, 97, 146, 167
Q	
Q Sign	75
QA Passed - Labels	145
QC Inspected - Printed Tape	120
QC Rejected - Printed Tape	120
Quality Control	145
Quality Control Passed Inspection - Labels	145
Quarantine - Printed Tape	120
Quarantine & Comments - Labels	145
Quarry Signs	63
R	
Racking Tag / Insert / Kit	186
Radiation Controlled Area No Entry...	48
Radiation Risk	48
Radiation Supervised Area No Entry Authorised Persons Only...	48
Radiation Symbol - Labels	147
Radiation / Radioactive	48, 142, 144
Ramp	75
Raw Food Preparation Zone	38

Razor Wire	45
Reception	60, 83, 84, 85, 86, 92, 94
Recycling Signs	117
Red & White Warning Panel	62
Red Lockout Padlock Cabinet	156, 179
Reflective Tape	118
Refuge Point	7, 8, 12, 13, 91, 97
Reject - Printed Tape	120
Rejected & Comments - Labels	145
Remember To Close All Doors	35
Report Books	100
Report Fault Machinery To The Supervisor Or Person In Charge	37
Residential Electrical Lockout Kit	176
Rest Rooms	84, 85
Restaurant	84, 85
Retractable Knife	121
Reverse Parking Only	62, 77
Road Closed	62, 75, 76, 77
Road and Traffic Sign	65, 67, 68, 69, 70, 72, 78
Roll Up Traffic Sign	76
Roofing Screws	121
Running Man Arrow	83
Running Man Symbol	12

S

Safety Banners	64
Safe Condition Signs	5
Safe Working Load Mini Tag / Insert / Kit	191
Safety Electrical Connection Do Not Remove - Label	140
Safety First! Lock It Out	184
Safety Helmets And Protective Footwear Must Be Worn In This Area	32, 33, 58
Safety Literature	99
Safety Lockout Padlocks - Compact	155, 172
Safety Lockout Padlocks - Long Shackle	155
Safety Mirror	102
Safety Padlock With Wire Shackle	155
Safety Posters	103, 104, 105
Safety Report Books	100
Safety Tag Pen - Ultra Fine	181, 194
Scaffold Prohibition Kit	185
Scaffold Prohibition Tags	185
Scaffold Tag Inserts	184
Scaffold Tag Kit	59, 184
Scaffolding	45
Scaffolding Incomplete	26, 45, 59, 64,
Scaffolding Incomplete Do Not Use	57
Screws	72, 121
Seatbelts Must Be Worn	37
Second Floor	92, 94
Security Surveillance Mirrors	78

Shadowboard - Mop Bucket With Ringer	135
Shadowboard - Aluminium Handle	135
Shadowboard - Sweeping Broom Head	135
Shadowboard - Banister Hand Brush	135
Shadowboard - D-Grip Shovel	135
Shadowboard - Open Dustpan	135
Shadowboard - Squeegee	135
Shadowboard - Cleaning Station	135
Shadowboard - Mop Head	135
Shadowboard - Mop Bucket Hook	135
Sheep	50
Shoplifters Will Be Prosecuted	61
Showers	84, 85, 93, 95
Sign Holder	130
Silver A- Board Pavement Sign A1 Size	128
Site Access	62, 77
Site Agent	60
Site Car Park	60
Site Entrance	46, 47, 54, 59, 62
Site Office	60, 61, 62
Site Safety Composite	54, 59, 64
Site Safety Notice Composite - Banner	64
Site Safety Starts Here	58, 62
Site Sign	36, 55, 56, 58, 60
Skull Symbol	144
Slicing Machine Safety / Mincing / Mixing Machine Safety	38
Slide To Open	9, 13, 83
Slippery When Wet	44, 91
Small Lockout Kit	178
Small Pocket	178
Smoke Door Keep Shut	34, 35
Smoking Area	13, 25, 57, 83
Smoking Shelter	25
Snap Frames	126, 181
Sound Horn	37
Speed Limit	62, 77
Spill Kit	10
Split Rings	157
Spontaneously Combustable	142
Sprinklers	21
Staff Car Park	60
Staff Only	60, 83, 84, 85, 86, 92, 94
Staff Room	84, 85, 86, 92, 94
Staff Toilets - Taktyle	93, 95
Stairs - Taktyle	92, 94
Stanchion Fixing Clips	78
Station Cover	178
Steaming Oven Open Door Sufficiently To Break The Seal	37
Steering Wheel Cover	181
Stencils	72, 110, 111, 113

Steps - Taktyle	92, 94
Sticky Pads	121
Stop	62, 77
Stop / Go Lollipop Sign	71
Stop / Go Paddle Signs	71
Stop Machine Before Removing Guards	36
Stop Works Lollipop Sign	71
Stores	60
Stretcher	13
Supplementary Plates	73, 78
Swinging Sign	128
Switch Off When Not In Use	37, 82

T

Tag & Tie Mini Station	179
Tag Station	179
Tagging System Safety Kit	185
Taktyle	92, 93, 94, 95
Temperature Control	38
Temporarily Closed	64
Temporary Barriers	181
Temporary Road Sign	73, 74
Tested & Comments - Labels	145
The Safe Use Of Knives	38
The Use Of Mobile Phones, Camera Phones & Other Photographic Equipment Is Prohibited In This Area	29
There Is No Lead On This Roof / Non-Lead Flashing...	59
These Premises Are Alarmed	61
These Premises Are Under CCTV Surveillance	45
Thieves Will Be Prosecuted	60
Think Safe, Work Safe, Be Safe	38
This Area Must Be Kept Clear At All Times	35, 37
This Door Is Alarmed	34, 36, 44
This Door Must Be Kept Unlocked When Premises Are Occupied	36
This Is A Food Production Area / Protective Clothing Must Be	38
This Is A Food Production Area. In The Interests Of Hygiene	37
This Machine Must Be Locked Out Before...	184
This Organisation Operates 24 Hour CCTV Surveillance	45
This Organisation Operates CCTV...	45
This Side Up - Packaging Labels	148
This Staircase And Exit Way To Remain Clear At All Times	36
This Toilet Is Inspected At Regular Intervals	38
This Water Is Metered Do Not...	29
This Way Up - Printed Tape	120
This Way Up Arrows - Labels	143
Tipping Or Dumping Prohibited	27
Toilets	60, 64, 83, 84, 85, 86, 92, 93, 94, 95, 96

Tower Scaffold Safety Tag, Insert and Kit	184
Toxic	142, 143, 147
Toxic Gas 2	142
Traffic Control Ahead - Classic Roll Up Traffic Sign	76
Trespassers Will Be Prosecuted	60, 61
Turn To Open	9, 13

U

Un1950 Aerosols - Labels	143
Unauthorised Vehicles Parked On This Site Will Be Wheel Clamped	49
Underground Tape	119
Unisex Graphic Door Disc	87
Universal Circuit Breaker Lockout	
Universal Extra Large Circuit Breaker Lockout	
Universal Fuse Circuit Breaker Lockout	165
Universal Inspection Tag Insert	190
Universal Inspection Tag Insert Kit	190
Use By - Labels	145
Use Ear Protectors When Operating This Machine	33
Use Guards	36, 82
Use Handrail	36
Utensil Wash Only	38

V

Valve Tags	149
Valve Lockout	160
Vegetable Preparation Only	38
Vehicles And Contents Are Left Entirely At Owners Risk	60
Vibration Control Mini Tag, Insert and Kit	191
Visitors	84, 85
Visitors Car Park	60

W

Waiting Room	84, 85, 86
Wall Mounted Lock Box	171
Warehouse Floor Signalling	116
Warehouse Recycling Sacks	116
Warning Agricultural Machinery Operating	50
Warning Anti Climb Paint	45
Warning Buried High Voltage Cables	42, 59
Warning Concealed CCTV Cameras Operate On These Premises	45, 61, 82
Warning Construction Site	47, 59, 64
Warning Contains Asbestos	148
Warning High Voltage Cables Overhead	42, 59
Warning Isolate Elsewhere	139
Warning Men Working Overhead	46, 59
Warning More Than One Point Of Isolation	140
Warning Panel	62

Warning Power Supply Has Been Locked Off...	184
Warning Property At These Premises Has Been Security Marked...	61, 82
Warning Sheep Grazing Please Keep Dogs On Lead	50
Warning To The Public And Parents (Site Sign)	46
Warning Unauthorised Parking May Result	49
Warning Unauthorised Vehicles Parked On This Site Will Be Clamped Release £50	49
Warning Vehicles Parked Here Without Authorisation Will Be Clamped	61
Warning Wet Floor	49
Wash & Sanitise Your Hands Routinely	37
Wash Food Equipment Only	38
Wash Hands Only	37
Wash Only Food Equipment Here / Wash Your Hands Here	37
Wash Utensils Only	38
Wash Your Hands Before Commencing Work	37
Waste Disposal Machine / Always Wash Your Hands Before Commencing Work	38
Watch Your Step	118
Waterbase Sign	128
Way In	60, 62, 77, 92, 94
Way Out	60, 62, 77, 92, 94
Wear Ear Protection	32, 82
Wear Face Mask	33
Wear Face Shield	33
Wear Gloves	32
Wear Goggles	33
Wear Hairnet	37
Wear Mask	33, 82
Wear Protective Clothing	33
Wear Protective Footwear	32
Wear Respirator	33
Wear Safety Harness	33
Wear Safety Helmet	32
Wear Welding Mask	33
Wet Riser	21
Wire Sign Hanging Kit	121
Woodscrews	121

Y

You Must Log In Before Commencing Work	60
Your Emergency Assembly Point Is..	57
Your First Aider Is..	57

Notes:

Index

CODE	PAGE
0001	32
0002	32
0002	58
0003	32
0004	33
0005	32
0006	33
0007	32
0008	33
0009	33
0010	33
0012	33
0013	33
0014	33
0015	33
0016	32
0018	37
0019	36
0022	32
0023	32
0024	33
0024	58
0025	33
0026	33
0027	32
0028	32
0029	38
0030	38
0031	37
0032	36
0033	36
0034	36
0040	32
0041	32
0042	32
0043	32
0045	32
0046	32
0047	32
0100	36
0101	36
0101	36
0102	36
0103	36
0104	36
0104	36
0105	36
0106	36
0107	37
0108	37
0150	35
0151	34
0151P10	35
0151P20	35
0151V10	35
0151V20	35
0152	35
0153	34
0153P10	35
0153P20	35
0153V10	35
0153V20	35
0154	35
0155	34

CODE	PAGE
0156	35
0157	34
0158	35
0159	35
0160	34
0161	35
0162	34
0163	36
0164	36
0165	34
0166	10
0166	34
0167	37
0168	36
0169	37
0170	34
0171	34
0174	34
0175	34
0176	34
0178	34
0200	14
0201	14
0203	12
0204	12
0220	14
0250	37
0251	36
0251	58
0253	35
0253	58
0254	35
0255	35
0255	58
0256	35
0257	35
0258	35
0259	36
0260	34
0261	36
0262	34
0264	35
0265	36
0266	35
0267	35
0268	35
0269	34
0270	34
0300	35
0301	35
0302	35
0303	35
0304	35
0305	35
0350	37
0351	37
0352	37
0353	36
0354	36
0355	36
0356	34
0400	37
0401	37
0402	37

CODE	PAGE
0403	37
0404	37
0405	37
0406	37
0407	38
0407	38
0408	37
0409	37
0410	38
0410	38
0411	38
0411	38
0412	38
0413	37
0414	38
0414	38
0415	38
0416	29
0416	38
0417	37
0419	38
0420	38
0421	37
0450	37
0451	38
0452	38
0453	38
0454	38
0455	38
0456	38
0457	36
0458	38
0459	38
0460	38
0500	37
0501	36
0502	37
0503	38
0550	24
0552	25
0553	25
0553CLG	25
0553SAV	25
0553SAVV10	25
0554	24
0555	24
0556	29
0558	24
0561	24
0563	24
0564	24
0565	24
0566	24
0567	24
0568	25
0569	24
0570	24
0571	24
0572	24
0573	24
0574	24
0575	24
0576	24
0577	24

CODE	PAGE
0578	25
0579	25
0581	25
0581	28
0582	25
0582	28
0583	28
0584	28
0585	28
0586	28
0587	28
0588	28
0589	28
0590	28
0600	26
0601	26
0602	26
0603	26
0604	29
0605	28
0605	57
0606	29
0607	29
0608	26
0609	26
0610	26
0611	26
0612	29
0613	26
0614	29
0615	29
0616	29
0617	29
0618	27
0618	58
0619	26
0621	28
0622	26
0650	27
0651	29
0652	29
0653	29
0700	27
0701	27
0702	27
0703	27
0705	27
0706	27
0707	29
0708	29
0709	27
0750	42
0751	42
0752	42
0753	42
0754	42
0755	42
0756	42
0757	42
0758	42
0759	42
0760	42
0761	42
0762	42

CODE	PAGE
0763	42
0764	42
0764	50
0765	42
0766	41
0767	41
0768	41
0769	41
0770	41
0771	41
0772	41
0773	41
0774	41
0775	41
0776	41
0777	41
0778	42
0779	41
0780	42
0781	42
0782	41
0783	42
0784	42
0785	42
0786	42
0787	49
0788	41
0789	41
0790	41
0791	41
0792	41
0793	41
0800	43
0801	43
0802	44
0803	41
0804	47
0822	48
0823	48
0825	48
0826	48
0827	48
0828	48
0829	48
0851	43
0852	43
0853	43
0854	43
0855	43
0856	43
0858	43
0859	43
0860	43
0861	43
0861	50
0863	43
0864	43
0865	43
0866	43
0867	43
0868	43
0870	43
0871	43
0872	43

CODE	PAGE
0873	43
0874	43
0900	44
0901	44
0902	44
0903	44
0904	44
0905	44
0906	44
0907	44
0908	44
0909	44
0910	44
0912	44
0913	44
0914	44
0915	44
0916	44
0950	50
0951	47
0952	50
0953	46
0954	45
0955	50
0956	45
0957	45
0958	47
0958	59
1001	50
1002	50
1003	50
1005	50
1050	48
1051	48
1052	48
1100	47
11001	41
11002	41
11003	41
11004	41
11005	41
11006	41
11007	41
11008	41
11009	41
11010	41
11011	41
11012	41
11013	42
11014	42
11015	42
11016	42
11017	42
11018	42
11019	42
1102	47
11020	42
11021	41
11022	41
11023	41
11024	41
11025	41
11026	41
11027	42

CODE	PAGE
11028	42
11029	42
1103	47
11030	42
11031	42
11032	42
11033	42
11034	42
11035	42
11036	42
11037	42
11038	42
11039	49
1104	45
11040	49
11041	49
11042	49
11043	46
11044	46
11045	46
11046	46
11047	47
11048	47
1105	46
11050	47
11051	47
11052	47
11053	49
11054	49
11055	49
11056	49
11057	47
11058	47
11059	47
1106	49
11060	47
11061	41
11062	41
11063	41
11064	41
11065	41
11066	41
11067	41
11068	41
11069	41
1107	49
11070	41
11071	41
11072	41
11073	41
11074	41
11075	41
11076	41
11077	42
11078	42
11079	42
1108	49
11080	42
11081	42
11082	42
11083	42
11084	42
11085	41
11085	59

CODE	PAGE
11086	41
11086	59
11087	41
11087	59
11088	41
11088	59
11089	41
1109	46
11090	41
11091	41
11092	41
11093	42
11094	42
11095	45
11096	45
11097	45
11098	45
11099	45
1110	46
11100	45
11101	45
11102	45
11103	49
11104	49
11105	49
11106	49
11107	45
11108	45
11109	45
1111	45
11110	45
11111	45
11112	45
11113	46
11114	46
11115	46
11116	46
11117	49
11118	49
11119	49
1112	45
11120	49
11121	46
11122	46
11123	46
11124	46
11125	45
11126	45
11127	45
11128	45
11129	42
1113	45
11130	42
11131	45
11132	45
11133	45
11134	45
11135	44
11136	44
11137	44
11138	44
11139	48
1114	49
11140	48

CODE	PAGE
11141	48
11142	48
11143	48
11144	48
11145	43
11146	43
11147	43
11148	43
11149	45
1115	45
1115	50
11150	45
11151	45
11152	45
11153	47
11154	47
11155	47
11156	47
11157	45
11158	45
11159	45
11160	45
11165	43
11166	43
11167	43
11167	50
11168	43
11168	50
11169	43
11170	43
11171	43
11172	43
11173	44
11174	44
11175	44
11176	44
11177	44
11177	59
11178	44
11178	59
11179	47
11180	47
11181	47
11182	47
11183	45
11183	59
11184	45
11184	59
11185	45
11185	59
11186	45
11186	59
11187	44
11188	44
11189	44
11190	44
11191	48
11192	48
11193	48
11194	48
11195	46
11196	46
11197	46
11198	46

CODE	PAGE
11199	43
11200	43
11201	43
11202	43
11203	43
11204	43
11205	43
11206	43
11207	45
11208	45
11209	45
11210	45
11211	47
11212	47
11213	47
11214	47
11215	45
11216	45
11217	45
11218	45
11219	49
11220	49
11221	49
11222	49
11223	46
11224	46
11225	46
11226	46
11227	46
11228	46
11229	46
11230	46
11231	45
11232	45
11233	45
11234	45
11235	45
11236	45
11237	45
11238	45
11300	35
11301	35
11302	35
11303	35
11304	35
11305	35
11306	35
11307	35
11308	35
11309	35
11310	35
11311	35
11312	35
11313	35
11314	35
11315	35
11316	32
11317	32
11318	32
11319	32
11320	32
11321	32
11322	32
11323	32

CODE	PAGE
11324	34
11324	58
11325	34
11325	58
11326	34
11326	58
11326	146
11327	34
11327	58
11328	34
11329	34
11330	34
11330	146
11331	34
11332	34
11333	34
11334	34
11334	146
11335	34
11336	34
11337	34
11338	34
11338	146
11339	34
11340	35
11341	35
11342	35
11343	35
11344	34
11345	34
11346	34
11347	34
11348	34
11349	34
11350	34
11350	146
11351	34
11352	37
11353	37
11354	37
11355	37
11356	38
11357	38
11358	38
11359	38
11360	35
11361	35
11362	35
11363	35
11364	35
11365	35
11366	35
11367	35
11368	37
11369	37
11370	37
11371	37
11372	37
11373	37
11374	37
11375	37
11376	38
11377	38
11379	38

CODE	PAGE
11380	33
11381	33
11382	33
11383	33
11384	32
11384	58
11385	32
11385	58
11386	32
11386	58
11387	32
11387	58
11388	33
11389	33
11391	33
11392	32
11392	58
11393	32
11393	58
11394	32
11394	58
11395	32
11395	58
11396	32
11396	58
11397	32
11397	58
11398	32
11398	58
11399	32
11399	58
11400	32
11401	32
11402	32
11403	32
11404	32
11404	58
11405	32
11405	58
11406	32
11406	58
11407	32
11407	58
11408	32
11408	58
11409	32
11409	58
11410	32
11410	58
11411	32
11411	58
11412	33
11412	58
11413	33
11413	58
11414	35
11414	58
11415	35
11415	58
11416	35
11416	58
11417	35
11417	58
11418	35

Index

CODE	PAGE
11419	35
11420	35
11421	35
11422	33
11423	33
11424	33
11425	33
11426	32
11426	58
11427	32
11427	58
11428	32
11428	58
11429	32
11429	58
11430	33
11431	33
11432	33
11433	33
11434	32
11434	58
11435	32
11435	58
11436	32
11436	58
11437	32
11437	58
11438	33
11439	33
11440	33
11442	32
11443	32
11444	32
11444	33
11445	32
11446	32
11446	58
11447	32
11447	58
11448	32
11448	58
11449	32
11449	58
11450	33
11450	58
11451	33
11451	58
11452	35
11453	35
11454	32
11455	32
11456	32
11457	32
11458	36
11458	58
11459	36
11459	58
11460	36
11461	36
11462	34
11463	34
11464	34
11465	34
11466	34

CODE	PAGE
11467	34
11468	34
11469	34
11470	38
11471	38
11472	37
11473	37
11474	38
11475	38
11476	38
11477	38
11478	37
11479	37
11480	37
11481	37
11482	37
11483	37
11484	37
11485	37
11486	37
11487	37
11488	38
11489	38
11490	37
11491	37
11492	37
11493	37
11494	38
11495	38
11496	38
11497	38
11498	29
11499	29
1150	45
11500	38
11501	38
11502	38
11503	38
11504	38
11505	38
11506	34
11507	34
11508	34
11508	58
11509	34
11509	58
1151	45
11510	34
11510	58
11510	146
11511	34
11511	58
11512	34
11512	58
11513	34
11513	58
11514	34
11514	58
11515	34
11515	58
11516	49
11517	49
1152	46
1153	42

CODE	PAGE
1155	46
11600	26
11601	26
11602	26
11603	26
11604	26
11605	26
11606	26
11607	26
11608	26
11608	57
11609	26
11609	57
11610	26
11610	57
11611	26
11611	57
11612	26
11613	26
11614	26
11615	26
11616	26
11617	26
11618	26
11619	26
11620	26
11620	57
11621	26
11621	57
11622	26
11622	57
11623	26
11623	57
11624	26
11624	57
11625	26
11625	57
11626	28
11627	28
11628	28
11629	28
11630	26
11631	26
11632	26
11633	26
11634	26
11635	26
11636	29
11637	29
11638	29
11639	29
11640	27
11641	27
11642	28
11643	28
11644	28
11645	28
11646	29
11647	29
11648	29
11649	29
11650	27
11651	27
11652	27

CODE	PAGE
11653	27
11654	27
11654	57
11655	27
11655	57
11656	27
11656	57
11657	27
11657	57
11658	27
11659	27
11660	27
11661	27
11662	57
11663	57
11664	57
11665	57
11666	27
11666	57
11667	27
11667	57
11668	27
11668	57
11669	27
11669	57
11670	27
11670	57
11671	27
11671	57
11672	27
11673	27
11674	27
11675	27
11676	29
11677	29
11678	29
11679	29
11680	29
11681	29
11682	29
11682	57
11683	29
11683	57
11686	25
11687	25
11688	33
11688	58
11689	33
11689	58
11690	20
11691	20
1180	47
11800	24
11800	57
11801	24
11801	57
11802	24
11802	57
11803	24
11803	57
11804	24
11804	57
11805	24
11805	57

CODE	PAGE
11806	24
11807	24
11808	24
11808	57
11809	24
11809	57
11810	24
11810	57
11811	24
11811	57
11812	24
11812	57
11813	24
11813	57
11814	24
11815	24
11816	24
11817	24
11818	24
11819	24
11820	24
11821	24
11822	24
11823	24
11824	24
11825	24
11826	24
11827	24
11828	24
11829	24
11830	24
11831	24
11832	24
11833	24
11835	24
11840	25
11841	25
11842	25
11844	25
11845	25
11846	24
11847	24
11849	24
11850	24
11851	24
11852	24
11853	24
11854	25
11854	25
11855	25
11855	25
11860	24
11862	24
11863	24
11863	24
11864	25
11865	25
11876	25
11877	24
11878	24
11883	24
11884	24
11885	24
11886	24

CODE	PAGE
11887	24
11888	24
11889	24
11890	24
11899	25
11900	25
11901	25
11902	25
11903	25
11903	57
11904	25
11904	57
11907	25
11908	25
11909	25
11910	25
11911	25
11912	25
11915	25
11916	25
11917	25
11918	25
11919	25
11920	25
11923	25
11924	25
11925	25
11925	
11926	24
11927	26
11928	26
1200	46
12000	6
12000	57
12001	6
12001	57
12002	6
12002	57
12003	6
12003	57
12004	6
12005	6
12006	6
12007	6
12008	6
12009	6
1201	46
12010	6
12011	6
12012	6
12013	6
12014	6
12015	6
12016	6
12017	6
12018	6
12018	6
1202	46
12020	7
12021	7
12022	8
12023	7
12024	6
12025	6

CODE	PAGE
12026	6
12027	6
12028	8
12028	57
12029	8
12029	57
1203	46
12030	8
12030	57
12031	8
12031	57
12032	9
12033	9
12034	9
12035	9
12036	9
12037	9
12038	9
12038	57
12039	9
12039	57
12040	10
12040	10
12040	57
12041	10
12041	10
12041	57
12042	10
12043	10
12044	10
12045	10
12046	10
12047	10
12048	9
12049	9
1205	47
12050	10
12050	57
12051	10
12051	57
12053	8
12054	8
12055	8
12056	8
12057	8
12058	8
12059	8
1206	47
12060	8
12061	8
12062	8
12063	8
12064	8
12065	8
12066	8
12067	8
12068	8
12069	8
1207	49
12070	8
12071	8
12072	8
12073	8
12074	8

CODE	PAGE
12075	8
12076	8
12077	8
12078	8
12079	8
1208	49
12080	8
12081	8
12082	8
12083	8
12084	8
12085	8
12086	8
12087	8
12088	8
12089	8
1209	49
12090	8
12091	8
12092	6
12092	57
12093	6
12093	57
12094	6
12094	57
12095	6
12095	57
12096	6
12096	57
12097	6
12097	57
12098	6
12098	57
12099	6
12099	57
12100	6
12102	6
12104	6
12104	57
12105	6
12105	57
12106	6
12106	57
12107	6
12107	57
12108	6
12109	6
12110	6
12111	6
12128	6
12128	57
12129	6
12129	57
12130	6
12130	57
12131	6
12131	57
12132	8
12133	8
12134	8
12135	7
12135	8
12136	8
12137	8

CODE	PAGE
12138	8
12138	57
12139	8
12139	57
12140	8
12140	57
12141	8
12141	57
12142	9
12143	9
12144	9
12145	9
12300	18
12301	18
12302	18
12303	18
12304	18
12304	57
12305	18
12305	57
12306	18
12306	57
12307	18
12307	57
12308	18
12308	57
12309	18
12309	57
12310	18
12310	57
12311	18
12311	57
12312	18
12313	18
12318	21
12319	21
12320	21
12321	21
12322	20
12323	20
12324	20
12325	20
12326	20
12327	20
12328	20
12329	20
12330	21
12331	21
12332	21
12333	21
12334	21
12335	21
12336	21
12337	21
12338	20
12339	20
12342	21
12343	21
12344	20
12344	57
12345	20
12345	57
12346	21
12347	21

CODE	PAGE
12348	21
12349	21
12350	21
12352	21
12353	21
12354	21
12355	21
12356	21
12357	21
12358	20
12359	20
12360	18
12361	18
12362	18
12363	18
12364	20
12365	20
12366	10
12366	57
12373	33
12373	58
12379	46
12379	59
12380	46
12380	59
12381	46
12381	59
12382	46
12382	59
12383	60
12385	58
12388	10
12388	57
12390	10
12391	10
12391	57
12392	10
12392	57
12393	8
12393	57
12394	8
12394	57
12400	46
12400	59
12401	46
12401	59
12402	46
12403	46
12404	54
12405	54
12410	12
12411	12
12412	12
12413	12
12414	12
12415	12
12416	12
12417	12
12418	12
12419	12
12420	13
12421	13
12422	13
12423	13

CODE	PAGE
12424	13
12425	13
12426	13
12427	13
12428	13
12429	13
12432	12
12432	12
12432	16
12433	12
12433	16
12439	14
12440	14
12441	14
12443	14
12444	14
12446	15
12447	15
12448	15
12449	15
12452	14
12453	14
12460	54
12461	54
12475	32
12475	58
12476	36
12476	58
12477	33
12477	58
12478	45
12479	46
12479	59
12480	27
12480	58
12481	26
12482	54
12483	54
12485	54
1250	48
1251	48
12511	62
12511	62
12561	24
12562	46
12562	59
12563	42
12563	59
12564	42
12564	59
12565	46
12565	59
12566	46
12566	59
12567	45
12567	59
12568	44
12568	59
12569	44
12569	59
12571	27
12574	34
12574	58
12576	6

CODE	PAGE
12576	57
12577	6
12577	57
12578	6
12578	57
12579	6
12579	57
12580	6
12580	57
12581	6
12581	57
12582	8
12582	57
12583	8
12583	57
12585	62
12585	62
12585	78
12586	62
12586	62
12586	78
12587	62
12587	78
12589	60
12590	60
1300	47
13000	126
13000	181
13001	126
13001	181
13002	126
13002	181
13003	126
13003	181
13004	127
13005	127
13006	127
13007	127
13008	127
13009	127
1301	47
13010	127
13011	127
13015	13
13015	118
13016	13
13016	118
13017	13
13017	118
13018	13
13018	118
13019	13
13019	118
13020	13
13020	118
13021	118
13022	118
13023	114
13024	114
13025	114
13026	114
13027	104
13027	114

Index

CODE	PAGE
13028	114
13029	114
1303	48
13030	114
13031	114
13032	114
13033	114
13034	114
13035	114
13036	114
13037	114
13038	114
13039	114
1304	48
13040	114
13041	114
13042	114
13043	114
13044	114
13045	67
13045-1	67
13046	67
13046-1	67
13047	67
13047-1	67
13048	67
13048-1	67
13049	67
13049-1	67
1305	48
13050	67
13050-1	67
13051	67
13051-1	67
13052	67
13052-1	67
13053	67
13053-1	67
13054	67
13054-1	67
13055	67
13055-1	67
13056	67
13056-1	67
13057	68
13057-1	68
13058	68
13058-1	68
13059	68
13059-1	68
1306	47
13060	68
13060-1	68
13061	68
13061-1	68
13062	68
13062-1	68
13063	68
13063-1	68
13064	68
13064-1	68
13065	68
13065-1	68
13066	68

CODE	PAGE
13066-1	68
13067	68
13067-1	68
13068	68
13068-1	68
13069	68
13069-1	68
1307	47
13070	68
13070-1	68
13071	68
13071-1	68
13072	68
13072-1	68
13073	68
13073-1	68
13074	68
13074-1	68
13075	68
13075-1	68
13076	68
13076-1	68
13077	69
13077-1	69
13078	69
13078-1	69
13079	69
13079-1	69
13080	69
13080-1	69
13081	69
13081-1	69
13082	69
13082-1	69
13083	69
13083-1	69
13084	69
13084-1	69
13085	69
13085-1	69
13086	69
13086-1	69
13087	69
13087-1	69
13088	69
13088-1	69
13089	69
13089-1	69
1309	48
13090	69
13090-1	69
13091	69
13091-1	69
13092	71
13093	71
13094	71
13095	71
13096	72
13097	72
13098	72
13099	72
1310	49
13100	70
13100-1	70

CODE	PAGE
13101	70
13101-1	70
13102	70
13102-1	70
13103	70
13103-1	70
13104	70
13104-1	70
13105	70
13105-1	70
13106	70
13106-1	70
13107	70
13107-1	70
13108	70
13108-1	70
13109	70
13109-1	70
1311	45
13110	70
13110-1	70
13111	70
13111-1	70
13112	70
13112-1	70
13113	70
13113-1	70
13114	70
13114-1	70
13115	70
13115-1	70
13116	70
13116-1	70
13117	70
13117-1	70
13118	70
13118-1	70
13119	70
13119-1	70
1312	45
13120	70
13120-1	70
13121	70
13121-1	70
13122	70
13122-1	70
13123	70
13123-1	70
13124	70
13124-1	70
13125	70
13125-1	70
13126	70
13126-1	70
13127	70
13127-1	70
13128	70
13128-1	70
13129	73
13129-1	73
1313	45
13130	73
13130-1	73
13131	73

CODE	PAGE
13131-1	73
13132	73
13132-1	73
13133	73
13133-1	73
13134	73
13134-1	73
13135	73
13135-1	73
13136	73
13136-1	73
13137	72
13137-1	73
13138	73
13138-1	73
13139	73
13139-1	73
1314	38
13140	73
13140-1	73
13141	73
13141-1	73
13142	73
13142-1	73
13143	73
13143-1	73
13144	73
13144-1	73
13145	74
13145-1	74
13146	74
13146-1	74
13147	74
13147-1	74
13148	74
13148-1	74
13149	74
13149-1	74
1315	48
13150	74
13150-1	74
13151	74
13151-1	74
13152	74
13152-1	74
13153	74
13153-1	74
13154	74
13154-1	74
13155	74
13155-1	74
13156	74
13156-1	74
13157	74
13157-1	74
13158	74
13158-1	74
13159	74
13159-1	74
1316	48
13160	74
13160-1	74
13161	74
13161-1	74

CODE	PAGE
13162	74
13162-1	74
13163	74
13163-1	74
13164	74
13164-1	74
13165	74
13165-1	74
13166	74
13166-1	74
13167	74
13167-1	74
13168	74
13168-1	74
13169	74
13169-1	74
1317	48
13170	74
13170-1	74
13171	74
13171-1	74
13172	74
13172-1	74
13172-2	74
13173	74
13174	74
13174-1	74
13175	74
13175-1	74
13176	74
13176-1	74
13177	74
13177-1	74
13178	74
13178-1	74
13179	74
13179-1	74
1318	48
13180	74
13180-1	74
13181	74
13181-1	74
13182	74
13182-1	74
13183	74
13183-1	74
13184	74
13184-1	74
13185	74
13185-1	74
13186	74
13186-1	74
13187	74
13187-1	74
13188	74
13188-1	74
13189	74
13189-1	74
13190	74
13190-1	74
13191	74
13191-1	74
13192	74
13192-1	74

CODE	PAGE
13193	74
13193-1	74
13194	74
13194-1	74
13195	78
13196	78
13197	78
13198	78
13199	78
13200	78
13201	71
13206	104
13208	104
13209	105
13210	104
13211	104
13212	104
13213	104
13214	104
13215	105
13216	104
13217	104
13218	105
13219	105
13220	105
13221	105
13222	105
13223	104
13224	105
13225	104
13226	104
13227	104
13228	104
13229	105
13238	101
13239	101
13240	101
1330	38
1330	50
13316	24
13317	24
13318	24
13319	24
13320	24
13321	24
13322	24
13330	26
13331	26
13332	26
13333	26
13334	29
13335	29
13336	29
13337	29
13338	29
13339	29
13340	25
13341	25
13344	45
13345	45
13346	6
13347	6
13348	6
13349	6

CODE	PAGE	CODE	PAGE	CODE	PAGE	CODE	PAGE	CODE	PAGE	CODE	PAGE
13350	6	13457	123	13566	125	13688	115	13762	143	13833	50
13351	6	13458	123	13567	125	13689	115	13763	144	13834	50
13352	9	13459	123	13568	125	13690	115	13764	144	13834	50
13353	9	13460	123	13569	125	13691	115	13765	144	13835	50
13354	9	13461	123	1357	20	13692	115	13766	144	13838	61
13355	9	13462	123	13570	125	13693	115	13767	144	13840	34
13358	10	13463	123	13571	125	1370	18	13768	144	13841	34
13359	10	13464	123	13572	125	1370	57	13769	144	13842	34
13362	103	13465	123	13573	125	1371	18	13770	144	13843	34
13363	103	13466	124	13574	125	1371	57	13771	144	13845	83
13364	103	13467	124	13575	125	13711	115	13772	144	13846	83
13365	103	13468	124	13576	125	13712	115	13773	144	13847	83
13367	12	13469	124	13577	125	13714	127	13774	144	13848	83
13368	12	13470	124	13578	125	13715	127	13775	144	13849	83
13378	13	13471	124	13579	125	13716	127	13776	144	13850	83
13379	13	13472	124	1358	21	13717	127	13777	13	13851	83
13380	13	13473	124	13580	125	1372	18	13777	118	13852	83
13382	13	13474	124	13581	125	1372	57	13790	121	13853	83
13382	118	13475	124	13582	125	13721	103	13791	121	13854	14
13408	44	13476	124	13583	125	13722	103	13792	121	13855	14
13409	44	13477	124	13584	125	13723	142	13794	50	13856	14
13410	122	13478	124	1359	21	13724	142	13795	50	13860	29
13411	122	13479	124	1359	21	13725	142	13796	50	13861	29
13412	122	13480	124	1360	18	13726	142	13797	50	13862	26
13413	122	13481	124	1361	18	13727	142	13798	50	13863	26
13414	122	13482	124	1362	18	13728	142	13799	50	13864	26
13415	122	13483	124	1363	18	13729	142	13800	50	13865	26
13416	122	13484	124	1364	18	1373	18	13801	50	13866	121
13417	122	13485	124	13641	145	1373	57	13802	50	13867	121
13418	122	13486	124	13642	145	13730	142	13802	50	13868	148
13419	122	13487	124	13643	145	13731	142	13803	50	13870	148
13420	122	13488	124	13644	145	13732	142	13803	50	13871	148
13421	122	13489	124	13645	118	13733	142	13804	50	13872	148
13422	122	13490	124	13646	118	13734	142	13805	50	13873	148
13423	122	13491	124	13647	118	13735	142	13806	50	13876	146
13424	122	13492	124	13648	118	13736	142	13807	50	13877	146
13425	122	13493	124	13649	118	13737	142	13809	50	13878	146
13426	122	13494	124	13650	118	13738	142	13810	50	13879	103
13427	122	13495	124	13651	13	13739	142	13811	50	13880	6
13428	122	13496	124	13651	118	1374	18	13812	50	13881	6
13429	123	13497	124	13652	13	13740	142	13813	50	13882	60
13430	123	13498	124	13652	118	13741	142	13814	50	13883	60
13431	123	13499	125	13653	13	13742	142	13815	50	13884	60
13432	123	1350	20	13653	118	13743	142	13816	50	13885	60
13433	123	13500	125	13654	13	13744	142	13817	50	13886	60
13434	123	13501	125	13654	118	13745	142	13818	50	13887	60
13435	123	13502	125	13655	13	13746	142	13819	50	13892	184
13436	123	13503	125	13655	118	13747	142	13820	50	13893	184
13437	123	13504	125	13656	118	13748	142	13821	50	13894	184
13438	123	13505	125	13657	115	13749	142	13822	50	13895	184
13439	123	13506	125	13658	115	1375	18	13823	50	13896	184
13440	123	13507	125	13660	115	13750	142	13824	50	13897	184
13444	123	13508	125	13661	115	13751	143	13825	50	13898	184
13445	123	1351	20	13663	115	13752	143	13826	50	13899	184
13446	123	1352	20	13664	115	13753	143	13827	50	13900	184
13447	123	1353	20	13665	115	13754	143	13828	50	13901	184
13448	123	1354	20	13666	115	13755	143	13829	50	13902	33
13449	123	13545	123	13667	115	13756	143	13830	50	13902	184
13450	123	1356	20	13668	115	13757	143	13830	50	13903	184
13451	123	13561	125	13669	115	13758	143	13831	50	13904	184
13452	123	13562	125	13670	115	13759	143	13831	50	13905	184
13453	123	13563	125	13671	115	1376	18	13832	50	13906	184
13455	123	13564	125	13672	115	13760	143	13832	50	13907	184
13456	123	13565	125	13687	115	13761	143	13833	50	13908	184

CODE	PAGE	CODE	PAGE	CODE	PAGE	CODE	PAGE	CODE	PAGE		
14344	10	1442	21	14482	60	14567-1	74	14633	130	14710	67
14345	18	14420	41	14483	60	14568	74	14634	130	14710-1	67
14346	18	14421	41	14484	60	14568-1	74	14635	130	14711	67
14347	18	14422	41	14485	60	14569	74	14636	130	14711-1	67
14348	18	14423	41	14486	60	14569-1	74	14637	111	14712	67
14349	18	14424	41	14487	60	1457	21	14638	111	14712-1	67
14350	18	14425	41	14488	60	14570	74	14639	111	14713	67
14351	18	14426	41	14489	60	14570-1	74	14640	111	14713-1	67
14352	18	14427	41	14490	60	14571	74	14641	111	14714	67
14353	18	14428	41	14491	60	14572	76	14642	111	14714-1	67
14354	18	14429	41	14492	60	14573	76	14643	111	14715	68
14355	19	1443	21	14493	60	14574	77	14644	69	14715-1	68
14356	19	14430	41	14494	60	14575	77	14644-1	69	14716	68
14357	19	14431	42	14495	60	14576	77	14645	70	14716-1	68
14358	19	14432	42	14498	60	14577	77	14645-1	70	14717	68
14359	19	14433	46	14499	60	14578	77	14646	70	14717-1	68
14360	19	14434	46	1450	21	14579	77	14646-1	70	14718	68
14361	19	14435	47	14500	60	1458	21	14647	70	14718-1	68
14362	19	14436	47	14501	60	14580	77	14647-1	70	14719	68
14363	19	14437	60	14502	60	14581	77	14648	10	14719-1	68
14364	19	14438	60	14503	60	14582	77	14649	10	14720	68
14365	19	14439	60	14504	60	14583	77	14650	10	14720-1	68
14366	19	14440	60	14505	60	14584	77	14651	10	14721	68
14367	19	14441	60	14506	60	14585	77	14654	71	14721-1	68
14368	19	14442	60	14507	60	14586	77	14655	71	14722	68
14369	19	14443	60	14508	62	14587	77	14656	71	14722-1	68
14370	19	14444	60	14508	62	14588	77	14657	71	14723	74
14371	19	14445	60	14508	77	14589	77	14658	78	14723-1	74
14372	19	14446	60	14509	62	1459	21	14659	78	14724	74
14373	19	14447	60	14509	62	14590	77	14676	116	14724-1	74
14375	19	14448	60	14509	77	14591	77	14677	116	14725	18
14381	21	14449	60	1451	21	14592	77	14678	116	14726	18
14382	21	14450	60	1451	21	14593	77	14679	116	14727	18
14383	21	14451	60	14514	57	14594	77	14680	116	14728	20
14384	21	14452	60	14515	57	14595	77	14681	116	14729	20
14385	27	14453	60	14516	57	14596	77	14682	116	14730	20
14386	27	14454	60	14517	57	14597	77	14683	116	14731	20
14389	27	14455	60	14518	57	14598	77	14684	116	14732	20
14390	27	14456	60	1452	21	14599	77	14685	116	14733	73
14391	29	14457	60	14520	72	1460	20	14686	116	14734	73
14392	29	14458	60	14521	72	14600	77	14687	116	14735	73
14393	29	14459	60	14522	72	14601	77	14688	116	14736	73
14394	32	14460	60	14523	72	14602	77	14689	116	14737	73
14395	33	14461	60	14524	72	14603	77	14690	116	14738	73
14396	34	14462	60	14525	72	14607	77	14691	116	14739	73
14397	34	14463	60	14526	72	14608	77	14692	116	14740	73
14398	34	14464	60	14528	128	14609	77	14693	116	14741	73
14399	34	14465	60	1453	21	14610	77	14694	116	14742	73
14402	8	14466	60	1454	21	14612	103	14695	116	14743	73
14403	8	14467	60	1455	21	14613	103	14696	116	14744	73
14404	7	14468	60	1456	21	14616	104	14697	116	14745	73
14405	7	14469	60	14561	73	14617	104	14698	116	14746	73
14408	34	14470	60	14561-1	73	14618	104	14699	116	14747	73
14409	34	14471	60	14562	73	14619	104	14700	116	14748	73
14410	35	14472	60	14562-1	73	14620	104	14701	119	14753	73
14411	36	14473	60	14563	73	14621	105	14702	119	14754	73
14412	36	14474	60	14563-1	73	14622	105	14703	119	14755	73
14413	36	14475	60	14564	73	14625	128	14704	119	14756	73
14414	36	14476	60	14564-1	73	14626	128	14705	119	14757	73
14415	41	14477	60	14565	73	14627	128	14706	119	14758	73
14416	41	14478	60	14565-1	73	14629	130	14707	119	14759	73
14417	41	14479	60	14566	73	14630	130	14708	119	14760	73
14418	41	14480	60	14566-1	73	14631	130	14709	67	14761	73
14419	41	14481	60	14567	74	14632	130	14709-1	67	14762	73

Index

CODE	PAGE
14763	7
14764	7
14769	57
14770	104
14771	104
14772	101
14773	101
14774	126
14774	181
14775	126
14775	181
14776	127
14778	127
14780	73
14780-1	73
14781	73
14781-1	73
14782	73
14782-1	73
14783	73
14783-1	73
14789	148
14790	7
14791	7
14792	7
14793	7
14794	7
14795	9
14796	9
14797	67
14797-1	67
14798	67
14798-1	67
14799	67
14799-1	67
1480	8
14800	67
14800-1	67
14801	67
14801-1	67
14802	67
14802-1	67
14803	69
14803-1	69
14804	73
14804-1	73
14805	73
14805-1	73
14806	77
14807	77
14808	77
14809	25
1481	8
14810	25
14811	25
14812	25
14813	25
14814	25
14815	25
14816	25
14817	25
14818	25
14819	25
1482	8

CODE	PAGE
14820	32
14821	121
14822	121
14823	121
14824	121
14825	121
14826	121
14828	121
14829	121
1483	8
1484	8
14842	121
14843	121
1485	8
14851	118
14852	8
14854	75
14855	75
14856	75
14857	75
14858	75
14859	75
1486	8
14860	75
14861	75
14862	75
14863	75
14864	75
14865	75
14866	75
14867	75
14868	75
14869	75
1487	8
14870	75
14871	75
14872	75
14873	75
14874	75
14875	75
14876	103
14877	103
14880	37
14883	37
14884	55
14884	100
14886	100
14887	101
14888	101
14889	101
14890	101
14891	101
14892	101
14893	101
14894	101
14895	101
14896	101
14897	101
14898	101
14899	101
14900	55
14900	100
14901	55
14901	100

CODE	PAGE
14901	100
14902	100
14903	130
14904	38
14907	71
14908	71
14909	71
14910	71
14917	73
14918	73
1498	8
1499	8
1500	8
1501	8
15010	145
15011	145
15012	145
15013	145
15014	145
1502	6
1503	6
1504	6
1505	6
1506	6
1507	6
1508	6
1509	6
1510	6
1511	6
1512	6
1513	7
1514	8
1515	7
1516	8
1517	6
1518	6
1519	6
1520	6
1522	9
1523	8
1524	9
1525	9
1526	8
1527	8
1528	7
1529	7
1530	8
1531	8
1532	9
1533	9
1534	8
1534	57
1535	8
1536	9
1537	8
1538	9
1539	8
1540	8
1541	8
1542	9
1543	9
1550	10
1551	10
1552	10

CODE	PAGE
1553	10
1554	10
1555	10
1556	38
1557	10
1570	14
1571	14
1572	14
1573	15
1574	15
1575	15
1576	15
1577	14
1578	15
1580	12
1581	12
1582	12
1583	12
1584	13
1585	13
1586	13
1587	13
1589	13
1590	15
1591	15
1592	15
1593	15
1594	13
1595	15
1601	61
1604	61
1607	45
1607	61
1609	61
1610	61
1611	61
1617	49
1618	61
1619	49
1620	49
1630	25
1631	25
1632	25
1651	61
1652	61
1653	61
1654	61
1656	38
1658	29
1659	61
1680	38
1681	38
1682	38
1683	6
1684	6
1685	6
1686	6
1687	6
1688	6
1689	6
1690	6
1691	6
1692	6
1693	32

CODE	PAGE
17000	16
17001	16
17002	16
17003	16
17004	16
17005	16
17006	16
17007	16
17008	16
17009	16
17010	16
17011	16
17012	16
17013	16
17014	16
17015	16
17016	16
17017	16
17018	16
17019	16
17020	12
17020	16
17021	12
17021	16
17022	16
17023	16
17024	16
17025	16
17026	16
17027	16
17036	16
17037	16
17040	12
17040	16
17041	12
17041	12
17041	16
17080	12
17081	12
17082	12
17083	12
17084	12
17085	12
17086	12
17087	12
17088	12
17089	12
17090	12
17091	12
17092	12
17093	12
17094	12
17095	12
17096	12
17097	12
17098	12
17099	12
17100	12
17101	12
17102	12
17103	12
17104	12
17105	12
17106	12

CODE	PAGE
17107	13
17108	13
17109	13
17110	13
17111	13
17112	13
17113	13
17114	13
17115	13
17116	13
17117	13
17118	13
17119	13
17120	13
17121	13
17122	13
17123	13
17124	13
17125	13
17126	13
17127	13
17128	14
17129	14
17130	14
17131	14
17132	14
17133	14
17134	14
17135	14
17136	14
17137	14
17138	14
17144	14
17145	14
17146	14
17147	14
17148	14
17149	14
17150	14
17153	14
17155	14
17156	14
17158	14
17159	15
17161	15
17162	15
17163	15
17164	15
17165	15
17166	15
17167	15
17168	15
17169	15
17170	15
17171	15
17172	15
17173	15
17174	15
17175	15
17176	15
17177	15
17178	15
17179	15
17180	15

CODE	PAGE	CODE	PAGE	CODE	PAGE	CODE	PAGE	CODE	PAGE	CODE	PAGE
17181	15	17917	63	18123	117	18304	102	1916	78	2435-2	87
17182	15	17918	63	18124	117	18305	102	1917	62	2435-5	87
17183	15	17919	63	18125	117	18306	102	1917	62	2436-0	87
17184	15	17920	63	18126	117	1831	7	1917	78	2436-1	87
17185	16	17921	63	18127	117	1832	7	1918	62	2436-2	87
17186	16	17922	63	18128	117	1833	7	1918	62	2436-5	87
17187	16	17923	63	18129	117	1834	7	1918	78	2439-0	34
17188	16	17924	63	18130	117	1835	7	1928	12	2439-0	87
17189	16	17925	63	18131	117	1850	144	1929	12	2439-1	34
17190	16	17926	63	18132	117	18500	79	1930	12	2439-1	87
17191	16	17927	63	18133	117	18501	79	1931	12	2439-2	34
17192	16	17928	63	18134	117	18502	79	1932	12	2439-2	87
17193	16	17929	63	18135	117	18503	79	1933	12	2439-5	34
17194	16	17930	63	18136	117	18504	79	1934	12	2439-5	87
17195	16	17931	63	18137	117	18505	79	1935	12	2440-0	87
17196	16	17932	63	18138	117	18506	79	1942	62	2440-1	87
17197	16	17933	63	18139	117	18505	142	1942	62	2440-2	87
17198	16	17934	63	18140	117	1851	144	1942	78	2440-5	87
17199	16	17936	63	18141	117	18515	142	1943	62	2441-0	34
17200	16	17936	63	18142	117	1852	144	1943	62	2441-0	87
17201	16	17937	63	18143	117	18525	142	1943	78	2441-1	34
17202	16	17938	63	18144	117	1853	144	1944	62	2441-1	87
17203	16	17939	63	18145	117	18535	142	1944	62	2441-2	34
17204	16	18000	148	18146	117	1854	144	1944	78	2441-2	87
17205	16	18001	148	18147	117	18545	142	1945	62	2441-5	34
17206	16	18002	148	18148	117	18555	142	1945	62	2441-5	87
17207	16	18003	148	18149	117	18565	142	1945	78	2442-0	87
17208	16	18004	148	18150	117	18575	142	1946	62	2442-1	87
17209	16	18005	148	18151	117	18585	142	1946	62	2442-2	87
17210	16	18006	148	18152	117	18595	142	1946	78	2442-5	87
17211	16	18007	148	18153	117	1860	144	1947	62	2443-0	87
17212	16	18008	148	18154	117	18605	142	1947	62	2443-1	87
17213	16	18009	148	18155	117	1861	144	1947	78	2443-2	87
17214	16	18010	148	18156	117	18615	142	1948	62	2443-5	87
17215	16	18011	148	18157	117	1862	144	1948	62	2444-0	34
17216	16	18012	148	18158	117	18625	142	1948	78	2444-0	87
17217	16	18013	148	18159	117	1863	144	1982	12	2444-1	34
17218	16	18014	148	18160	117	18635	142	1982	16	2444-1	87
17226	27	18015	148	18161	117	1864	144	1983	12	2444-2	34
17227	27	18016	148	18162	117	18645	142	1983	16	2444-2	87
17228	27	18017	148	18163	117	18655	142	1984	12	2444-5	34
17229	27	18100	117	18164	117	18665	142	20112	14	2444-5	87
17230	40	18101	117	18165	117	18675	142	2414-0	87	2470-0	87
17331	130	18102	117	18166	117	18685	142	2414-1	87	2470-1	87
17332	55	18103	117	18167	117	18695	142	2414-2	87	2470-2	87
17333	55	18104	117	18168	117	18705	142	2414-5	87	2470-5	87
17334	56	18105	117	18169	117	18715	142	2429-0	87	2471-0	87
17335	56	18106	117	18170	117	1882	6	2429-1	87	2471-1	87
17900	63	18107	117	18171	117	1883	6	2429-2	87	2471-2	87
17901	63	18108	117	18172	117	1884	6	2429-5	87	2471-5	87
17902	63	18109	117	18173	117	1912	62	2430-0	87	2472-0	87
17903	63	18110	117	18174	117	1912	62	2430-1	87	2472-1	87
17904	63	18111	117	18175	117	1912	78	2430-2	87	2472-2	87
17905	63	18112	117	18176	117	1913	62	2430-5	87	2472-5	87
17906	63	18113	117	18177	117	1913	62	2431-0	87	2473-0	87
17907	63	18114	117	18178	117	1913	78	2431-1	87	2473-1	87
17908	63	18115	117	18179	117	1914	62	2431-2	87	2473-2	87
17909	63	18116	117	1828	7	1914	62	2431-5	87	2473-5	87
17911	63	18117	117	1829	7	1914	78	2434-0	87	3210	148
17912	63	18118	117	1830	7	1915	62	2434-1	87	3211	148
17913	63	18119	117	18300	102	1915	62	2434-2	87	3250	146
17914	63	18120	117	18301	102	1915	78	2434-5	87	3300	146
17915	63	18121	117	18302	102	1916	62	2435-0	87	3400	146
17916	63	18122	117	18303	102	1916	62	2435-1	87	3401	146

Index

CODE	PAGE
3402	146
3503	29
3506	29
3521	61
3531	61
3540	47
3545	45
3550	8
3601	49
3602	49
4000	32
4000	58
4001	33
4001	58
4002	36
4002	58
4003	35
4003	58
4004	46
4004	59
4005	46
4005	59
4006	46
4007	32
4007	58
4008	46
4009	33
4009	58
4010	51
4011	51
4012	51
4013	51
4014	51
4015	51
4016	51
4017	51
4018	51
4019	51
4020	33
4020	58
4025	51
4030	51
4031	51
4050	24
4051	28
4051	57
4052	26
4052	57
4053	26
4054	29
4054	58
4055	27
4055	58
4100	46
4101	45
4102	47
4102	59
4103	46
4104	46
4105	46
4106	46
4107	47
4108	45
4109	45

CODE	PAGE
4110	45
4200	6
4201	6
4202	6
4203	6
4204	7
4205	7
4206	8
4207	8
4208	7
4230	62
4230	62
4240	10
4240	103
4250	62
4250	62
4251	62
4251	62
4252	62
4252	62
4253	29
4300	62
4300	62
4301	62
4301	62
4320	77
4321	62
4321	62
4321	77
4322	62
4322	62
4322	77
4323	62
4323	62
4323	77
4330	62
4330	62
4330	77
4331	62
4331	62
4331	77
4340	62
4340	62
4340	77
4341	62
4341	62
4341	77
4350	62
4350	62
4350	77
4351	77
4355	62
4355	62
4355	77
4356	62
4356	62
4356	77
4357	62
4357	62
4357	77
4358	62
4358	62
4358	77
44	32

CODE	PAGE
4410	22
4411	22
4412	22
4413	22
4414	22
4460	22
4461	22
4462	22
4463	22
4464	22
4465	22
4500	62
4500	62
4550	54
4550-EIRE	54
4551	54
4552	54
4660	109
4700	108
4700	184
4701	108
4702	108
4702DB	108
4703	108
4703DB	108
4704	108
4705	108
4705	184
4706	108
4706DB	108
4707	108
4707	184
4708	108
4708	184
4709	108
4709	184
4709DB	108
4710	108
4710	184
4710DB	108
4711	108
4712	108
4713	108
4714	108
4715	108
4715DB	108
4716	108
4717	108
4719	108
4719DB	108
4723	25
4724	27
4725	29
5000	32
5000	82
5001	32
5001	82
5002	33
5002	82
5003	36
5003	36
5003	82
5004	35
5004	82

CODE	PAGE
5005	35
5005	82
5006	35
5006	82
5007	35
5007	82
5008	36
5008	82
5009	36
5009	82
5010	37
5010	82
5011	35
5011	82
5012	36
5012	44
5012	82
5013	38
5013	82
5014	37
5014	44
5014	82
5015	32
5015	82
5016	32
5016	82
5050	24
5050	82
5051	29
5051	82
5052	26
5052	82
5053	26
5053	82
5054	26
5054	82
5055	26
5055	82
5056	28
5056	82
5057	29
5057	82
5058	27
5058	29
5058	82
5100	42
5100	82
5101	42
5101	82
5102	44
5102	82
5103	44
5103	82
5104	82
5105	44
5105	44
5105	82
5106	44
5106	82
5107	44
5107	82
5108	44
5108	44
5108	82

CODE	PAGE
5109	46
5109	82
5110	46
5110	82
5111	49
5111	82
5112	46
5112	82
5113	47
5113	82
5114	47
5114	82
5115	48
5115	82
5116	48
5116	82
5150	20
5150	82
5151	20
5151	82
5152	21
5152	82
5200	7
5200	83
5201	7
5201	83
5202	7
5202	83
5203	7
5203	83
5204	7
5204	83
5205	7
5205	83
5206	7
5206	83
5207	83
5208	9
5208	83
5209	9
5209	83
5210	9
5210	83
5211	9
5211	83
5212	10
5212	83
5213	9
5213	83
5214	25
5214	83
5215	9
5215	83
5250	82
5251	61
5251	61
5251	82
5252	61
5252	82
5253	61
5253	82
5254	45
5254	61
5254	82

CODE	PAGE
5255	61
5255	82
5256	61
5256	82
6000	84
6000C	85
6001	84
6001C	85
6002	84
6002C	85
6003	84
6003C	85
6004	84
6004C	85
6005	84
6005C	85
6006	84
6006C	85
6007	84
6007C	85
6008	84
6008C	85
6009	84
6009C	85
6010	84
6010C	85
6011	84
6011C	85
6012	84
6012C	85
6013	84
6013C	85
6014	84
6014C	85
6015	84
6015C	85
6016	84
6016C	85
6017	84
6017C	85
6018	84
6018C	85
6019	84
6019C	85
6020	84
6020C	85
6021	84
6021C	85
6022	84
6022C	85
6023	84
6023C	85
6024	84
6024C	85
6025	84
6025C	85
6026	84
6026C	85
6027	84
6027C	85
6028	84
6028C	85
6029	84
6029C	85

CODE	PAGE	CODE	PAGE	CODE	PAGE	CODE	PAGE	CODE	PAGE	CODE	PAGE
6030	84	6302	83	6425	86	7303	64	9530G	110	9576G	110
6030C	85	6303	83	6425C	86	7304	64	9530J	110	9576J	110
6031	84	6304	83	6426	86	90699	121	9530R	110	9576R	110
6031C	85	6305	83	6426C	86	90774	121	9532	110	9581	110
6032	84	6306	83	6427	86	90775	121	9532G	110	9581G	110
6032C	85	6307	83	6427C	86	9403	72	9532J	110	9581J	110
6032C	85	6308	83	6428	86	9403	111	9532R	110	9581R	110
6033	84	6309	83	6428C	86	9404	72	9534	110	9582	110
6033C	85	6310	83	6429	86	9404	111	9534G	110	9582G	110
6034	84	6311	83	6429C	86	9405	72	9534J	110	9582J	110
6034C	85	6312	83	6430	86	9405	111	9534R	110	9582R	110
6035	84	6313	83	6430C	86	9406	72	9535	110	BR01&CP	113
6035C	85	6314	83	6431	86	9406	111	9535G	110	BR01&P	113
6036	84	6315	83	6431C	86	9410	72	9535J	110	BR01&CP	113
6036C	85	6316	83	6432	86	9410	111	9535R	110	BR01&P	113
6037	84	6317	83	6432C	86	9411	72	9537	110	BR01&P	113
6037C	85	6318	83	6433	86	9411	111	9537G	110	BR01&P	113
6038	84	6318	83	6433C	86	9414	111	9537J	110	BR01&P	113
6038C	85	6400	86	6434	86	9415	111	9537R	110	BR010CP	113
6039	84	6400C	86	6434C	86	9416	111	9538	110	BR010P	113
6039C	85	6401	86	6436	86	9417	111	9538G	110	BR011CP	113
6040	84	6401C	86	6436C	86	9418	111	9538J	110	BR011P	113
6040C	85	6402	86	6437	86	9419	111	9538R	110	BR012CP	113
6041	84	6402C	86	6437C	86	9500	110	9539	110	BR012P	113
6041C	85	6403	86	6438	86	9500G	110	9539G	110	BR013CP	113
6042	84	6403C	86	6438C	86	9500J	110	9539J	110	BR013P	113
6042C	85	6404	86	6439	86	9500R	110	9539R	110	BR014CP	113
6043	84	6404C	86	6439C	86	9502	110	9540	110	BR014P	113
6043C	85	6405	86	6441	86	9502G	110	9540G	110	BR015CP	113
6044	84	6405C	86	6441C	86	9502J	110	9540J	110	BR015P	113
6044C	85	6406	86	6442	86	9502R	110	9540R	110	BR016CP	113
6045	84	6406C	86	6442C	86	9506	110	9542	110	BR016P	113
6045C	85	6407	86	6443	84	9506G	110	9542G	110	BR017CP	113
6046	84	6407C	86	6443C	85	9506J	110	9542J	110	BR017P	113
6046C	85	6408	86	7101	64	9506R	110	9542R	110	BR018CP	113
6047	84	6408C	86	7102	64	9507	110	9543	110	BR018P	113
6047C	85	6409	86	7103	64	9507G	110	9543G	110	BR019CP	113
6048	84	6410	86	7103	64	9507J	110	9543J	110	BR019P	113
6048C	85	6410C	86	7131	64	9507R	110	9543R	110	BR01ACP	113
6049	84	6411	86	7150	64	9508	110	9562	110	BR01AP	113
6049C	85	6411C	86	7151	64	9508G	110	9562G	110	BR01B&P	113
6050	84	6412	86	7152	64	9508J	110	9562J	110	BR01B&P	113
6050C	85	6412C	86	7154	64	9508R	110	9562R	110	BR01CCP	113
6051	84	6413	86	7155	64	9509	110	9564	110	BR01CCP	113
6051C	85	6413C	86	7157	64	9509G	110	9564G	110	BR01CP	113
6052	84	6414	86	7158	64	9509J	110	9564J	110	BR01DCP	113
6052C	85	6414C	86	7200	64	9509R	110	9564R	110	BR01DP	113
6053	84	6415	86	7201	64	9525	110	9565	110	BR01&P	113
6053C	85	6415C	86	7202	64	9525G	110	9565G	110	BR01&P	113
6054	84	6416	86	7203	64	9525J	110	9565J	110	BR01&P	113
6054C	85	6416C	86	7203	64	9525R	110	9565R	110	BR01&P	113
6055	84	6418	86	7204	64	9527	110	9566	110	BR01&P	113
6055C	85	6418C	86	7204	64	9527G	110	9566G	110	BR01&P	113
6056	84	6419	86	7205	64	9527J	110	9566J	110	BR01&P	113
6056C	85	6419C	86	7205	64	9527R	110	9566R	110	BR01&P	113
6057	84	6420	86	7206	64	9528	110	9566R	110	BR01&P	113
6057C	85	6420C	86	7206	64	9528G	110	9571	110	BR01&P	113
6058	84	6422	86	7207	64	9528J	110	9571G	110	BR01&P	113
6058C	85	6422C	86	7208	64	9528R	110	9571J	110	BR01&P	113
6059	84	6423	86	7209	64	9529	110	9571R	110	BR01&P	113
6059C	85	6423C	86	7210	64	9529G	110	9575	110	BR01&P	113
620	28	6424	86	7300	64	9529J	110	9575G	110	BR01&P	113
6300	83	6424C	86	7301	64	9529R	110	9575J	110	BR01&P	113
6301	83			7302	64	9530	110	9575R	110	BR01&P	113
								9576	110	BR01&P	113

CODE	PAGE
LOK201-L	155
LOK202-L	155
LOK204	161
LOK209	165
LOK210	166
LOK211	166
LOK212	166
LOK215	167
LOK216	179
LOK217	163
LOK218	179
LOK219	172
LOK219	172
LOK220	172
LOK220	172
LOK221	178
LOK222	178
LOK223	178
LOK224	178
LOK225	178
LOK226	178
LOK227	178
LOK228	176
LOK229	176
LOK230	177
LOK231	172
LOK232	172
LOK233	179
LOK234	179
LOK235	181
LOK236	181
LOK237	181
LOK238	181
LOK239	181
LOK240	181
LOK241	181
LOK242	181
LOK243	181
LOK245	28
LOK245	171
LOK248	179
LOK249	179
LOK250	178
LOK251	177
LOK262	155
LOK270	173
LOK271	173
LOK272	173
LOK273	173
LOK274	173
LOK275	173
MAGA3/BLACK	130
MAGA3/BLUE	130
MAGA3/GREEN	130
MAGA3/RED	130
MAGA3/YEL-LOW	130
MAGA4/BLACK	130
MAGA4/BLUE	130
MAGA4/GREEN	130
MAGA4/RED	130

CODE	PAGE
MAGA4/YEL-LOW	130
MAGA5/BLACK	130
MAGA5/BLUE	130
MAGA5/GREEN	130
MAGA5/RED	130
MAGA5/YEL-LOW	130
MI08L	157
MI09L	157
MI10L	157
MI122L	157
MI132L	157
MI13L	157
MI13L	157
MI22L	157
MI45L	157
MI45L	157
NT01P	121
NT02P	121
NT03P	121
NT04P	121
NT05P	121
NT06P	121
NT07P	121
NT125P	121
NT20P	121
NT20P	194
NT21P	121
NT21P	194
NT50P	121
NT50P	194
NT51P	121
P0350	120
P0351	120
P0352	120
P0354	120
P0356	120
P0357	120
P0361	120
P0362	120
P0363	120
P0366	120
P0367	120
PH01&L	113
PH01&L	113
PH01&L	113
PH010L	113
PH011L	113
PH012L	113
PH013L	113
PH014L	113
PH015L	113
PH016L	113
PH017L	113
PH018L	113
PH019L	113
PH01AL	113
PH01BL	113
PH01CL	113
PH01DL	113
PH01EL	113
PH01FL	113

CODE	PAGE
PH01GL	113
PH01HL	113
PH01IL	113
PH01JL	113
PH01KL	113
PH01LL	113
PH01ML	113
PH01NL	113
PH01OL	113
PH01PL	113
PH01QL	113
PH01RL	113
PH01SL	113
PH01TL	113
PH01UL	113
PH01VL	113
PH01WL	113
PH01XL	113
PH01YL	113
PH01ZL	113
PH02&L	113
PH02&L	113
PH02&L	113
PH020L	113
PH021L	113
PH022L	113
PH023L	113
PH024L	113
PH025L	113
PH026L	113
PH027L	113
PH028L	113
PH029L	113
PH02AL	113
PH02BL	113
PH02CL	113
PH02DL	113
PH02EL	113
PH02FL	113
PH02GL	113
PH02HL	113
PH02IL	113
PH02JL	113
PH02KL	113
PH02LL	113
PH02ML	113
PH02NL	113
PH02OL	113
PH02PL	113
PH02QL	113
PH02RL	113
PH02SL	113
PH02TL	113
PH02UL	113
PH02VL	113
PH02WL	113
PH02XL	113
PH02YL	113
PH02ZL	113
POPBAN001	129
POPBAN002	129
POPBAN003	129
POPBAN004	129
POPBAN005	129

CODE	PAGE
POPBAN006	129
POPBAN007	129
POPBAN008	129
R1000.250	147
R1000.500	147
R1100.250	147
R1100.500	147
R1101.250	147
R1101.500	147
R1102.250	147
R1102.500	147
R1103.250	147
R1103.500	147
R1200.250	147
R1200.500	147
R1201.250	147
R1201.500	147
R1202.250	147
R1202.500	147
R1203.250	147
R1203.500	147
R1204.250	147
R1204.500	147
R1205.250	147
R1205.500	147
R1206.250	147
R1206.500	147
R1207.250	147
R1207.500	147
R1208.250	147
R1208.500	147
R1209.250	147
R1209.500	147
R1210.250	147
R1210.500	147
R1211.250	147
R1211.500	147
R3000.250	145
R3000.500	145
R3001.250	145
R3001.500	145
R3002.250	145
R3002.500	145
R3003.250	145
R3003.500	145
R3004.250	145
R3004.500	145
R3005.250	145
R3005.500	145
R3006.250	145
R3006.500	145
R3007.250	145
R3007.500	145
R3008.250	145
R3008.500	145
R3009.250	145
R3009.500	145
R3010.250	145
R3010.500	145
R3011.250	145
R3011.500	145
R3012.250	145
R3012.500	145
R3013.250	145

CODE	PAGE
R3013.500	145
R3014.250	145
R3014.500	145
R3015.250	145
R3015.500	145
R3016.250	145
R3016.500	145
R3017.250	145
R3017.500	145
R3018.250	145
R3018.500	145
R3019.250	145
R3019.500	145
R3020.500	146
R3021.500	146
R3022.250	145
R3022.500	145
R3023.250	145
R3023.500	145
R3024.250	145
R3024.500	145
R3025.250	145
R3025.500	145
R4000.250	143
R4000.500	143
R4001.250	143
R4100.250	143
R4101.250	143
R4102.250	143
R4150.250	143
R4151.250	143
R4152.250	143
R4153.250	143
R4250.250	143
R4251.250	143
R4252.250	143
R4300.250	143
R4301.250	143
R4302.250	143
R4303.250	143
R4400.250	143
R4450.250	143
R4500.250	143
R4550.250	143
R5000.250	147
R5000.500	147
R5001.250	147
R5001.500	147
R5002.250	147
R5002.500	147
R6000.250	143
R6001.250	143
RS4000.10	143
RS4001.10	143
RS4100.10	143
RS4101.10	143
RS4102.10	143
RS4150.10	143
RS4151.10	143
RS4152.10	143
RS4153.10	143
RS4250.10	143
RS4251.10	143
RS4252.10	143

CODE	PAGE
RS4300.10	143
RS4301.10	143
RS4302.10	143
RS4303.10	143
RS4400.10	143
RS4450.10	143
RS4500.10	143
RS4550.10	143
S0300RW	181
S0300YB	181
S0302W	181
S0303RW	181
S0303WH	181
S0303YB	181
SB-BD01-BL	133
SB-BD01-BLNS	135
SB-BD01-GR	133
SB-BD01-GRNS	135
SB-BD01-NS	133
SB-BD01-RD	133
SB-BD01-RDNS	135
SB-BD01-YL	133
SB-BD01-YLNS	135
SB-BD02-BL	133
SB-BD02-BLNS	135
SB-BD02-GR	133
SB-BD02-GRNS	135
SB-BD02-NS	133
SB-BD02-RD	133
SB-BD02-RDNS	135
SB-BD02-YL	133
SB-BD02-YLNS	135
SB-BD03-BL	134
SB-BD03-BLNS	135
SB-BD03-GR	134
SB-BD03-GRNS	135
SB-BD03-NS	134
SB-BD03-RD	134
SB-BD03-RDNS	135
SB-BD03-YL	134
SB-BD03-YLNS	135
SB-BD04-BL	134
SB-BD04-BLNS	135
SB-BD04-GR	134
SB-BD04-GRNS	135
SB-BD04-NS	134
SB-BD04-RD	134
SB-BD04-RDNS	135
SB-BD04-YL	134
SB-BD04-YLNS	135
SB-BHK01-BL	135
SB-BHK01-GR	135

Index

CODE	PAGE	CODE	PAGE	CODE	PAGE	CODE	PAGE	CODE	PAGE		
TGFM0650Y	193	TGTR-33-101	149	TK0201BSI	91	TK0526BSI	91	TK2011BKWH	95	TK2253BKWH	94
TGFM-B1	193	TGTR-33-126	149	TK0201BSIPH	98	TK0526BSIPH	97	TK2011WHBL	93	TK2253WHBL	92
TGFM-B50	193	TGTR-33-151	149	TK0230BKWH	95	TK0527BSI	91	TK2012BKWH	95	TK2254BKWH	94
TGFM-C-SSB	193	TGTR-33-176	149	TK0230WHBL	93	TK0527BSIPH	97	TK2012WHBL	93	TK2254WHBL	92
TGFM-C-SSG	193	TGTR-33-201	149	TK0231BKWH	95	TK0530BSI	91	TK2030BKWH	94	TK2255BKWH	94
TGFM-C-SSL	193	TGTR-33-226	149	TK0231WHBL	93	TK0530BSIPH	97	TK2030WHBL	92	TK2255WHBL	92
TGFM-C-SSO	193	TGTR-33-251	149	TK0232BKWH	95	TK0531BSI	91	TK2031BKWH	95	TK2256BKWH	94
TGFM-C-SSP	193	TGTR-33-26	149	TK0232WHBL	93	TK0531BSIPH	97	TK2031WHBL	93	TK2256WHBL	92
TGFM-C-SSR	193	TGTR-33-276	149	TK0234BKWH	94	TK0532BSI	91	TK2032BKWH	95	TK2257BKWH	94
TGFM-C-SSW	193	TGTR-33-301	149	TK0234WHBL	92	TK0532BSIPH	97	TK2032WHBL	93	TK2257WHBL	92
TGFM-C-SSY	193	TGTR-33-326	149	TK0235BKWH	94	TK0533BSI	91	TK2033BKWH	94	TK2258BKWH	94
TGFM-G1	193	TGTR-33-351	149	TK0235WHBL	92	TK0533BSIPH	97	TK2033WHBL	92	TK2258WHBL	92
TGFM-G50	193	TGTR-33-376	149	TK0300BKWH	95	TK0534BSI	91	TK2036BKWH	95	TK2270BKWH	94
TGFM-L1	193	TGTR-33-51	149	TK0300WHBL	93	TK0534BSIPH	97	TK2036WHBL	93	TK2270WHBL	92
TGFM-L50	193	TGTR-33-76	149	TK0301BKWH	95	TK0535BSI	91	TK2040BKWH	95	TK2271BKWH	94
TGFM-O1	193	TGTR-38-1	149	TK0301WHBL	93	TK0535BSIPH	97	TK2040WHBL	93	TK2271WHBL	92
TGFM-O50	193	TGTR-38-101	149	TK0310BKWH	95	TK0536BSI	91	TK2041BKWH	95	TK2272BKWH	94
TGFM-P1	193	TGTR-38-126	149	TK0310WHBL	93	TK0536BSIPH	97	TK2041WHBL	93	TK2272WHBL	92
TGFM-P50	193	TGTR-38-151	149	TK0311BKWH	95	TK0537BSI	91	TK2042BKWH	95	TK2275BKWH	94
TGFM-R1	193	TGTR-38-176	149	TK0311WHBL	93	TK0537BSIPH	97	TK2042WHBL	93	TK2275WHBL	92
TGFM-R50	193	TGTR-38-201	149	TK0313BKWH	94	TK0538BSI	91	TK2100BKWH	94	TK2276BKWH	94
TGFM-W1	193	TGTR-38-226	149	TK0313WHBL	92	TK0538BSIPH	97	TK2100WHBL	92	TK2276WHBL	92
TGFM-W50	193	TGTR-38-251	149	TK0314BKWH	95	TK0600BSI	24	TK2101BKWH	94	TK2277BKWH	94
TGFM-Y1	193	TGTR-38-26	149	TK0314WHBL	93	TK0600BSI	91	TK2101WHBL	92	TK2277WHBL	92
TGFM-Y50	193	TGTR-38-276	149	TK0315BKWH	95	TK0601BSI	24	TK2102BKWH	94	TK2400BKWH	95
TGF-O1	193	TGTR-38-301	149	TK0315WHBL	93	TK0601BSI	91	TK2102WHBL	92	TK2400WHBL	93
TGF-O50	193	TGTR-38-326	149	TK0316BKWH	94	TK0650BSI	24	TK2103BKWH	94	TK2401BKWH	95
TGF-P1	193	TGTR-38-351	149	TK0316WHBL	92	TK0650BSI	91	TK2103WHBL	92	TK2401WHBL	93
TGF-P50	193	TGTR-38-376	149	TK0317BKWH	94	TK0651BSI	91	TK2104BKWH	94	TK2402BKWH	94
TGF-R1	193	TGTR-38-51	149	TK0317WHBL	92	TK0653BSI	91	TK2104WHBL	92	TK2402WHBL	92
TGF-R50	193	TGTR-38-76	149	TK0318BKWH	94	TK0700BSI	33	TK2105BKWH	94	TK2454BKWH	94
TGF-W1	193	TK0002BKWH	95	TK0318WHBL	92	TK0700BSI	91	TK2105WHBL	92	TK2454WHBL	92
TGF-W50	193	TK0002WHBL	93	TK0319BKWH	94	TK0700BSIPH	98	TK2106BKWH	94	TK2473BKWH	95
TGF-Y1	193	TK0003BKWH	95	TK0319WHBL	92	TK0701BSI	33	TK2106WHBL	92	TK2473WHBL	93
TGF-Y50	193	TK0003WHBL	93	TK0352BKWH	94	TK0701BSI	91	TK2107BKWH	94	TK2474BKWH	95
TGMT5	188	TK0004BKWH	95	TK0352WHBL	92	TK0701BSIPH	98	TK2107WHBL	92	TK2474WHBL	93
TGMX5	186	TK0004WHBL	93	TK0353BKWH	94	TK0800BSI	91	TK2108BKWH	94	TK2475BKWH	95
TGMX5	187	TK0005BKWH	94	TK0353WHBL	92	TK0800BSIPH	97	TK2108WHBL	92	TK2475WHBL	93
TGMX5	187	TK0005WHBL	92	TK0400BKWH	94	TK0900BSI	20	TK2109BKWH	94	TK2479BKWH	94
TGMX5	188	TK0015BKWH	95	TK0400WHBL	92	TK0900BSI	91	TK2109WHBL	92	TK2479WHBL	92
TGOT5	188	TK0015WHBL	93	TK0401BKWH	94	TK0900BSIPH	98	TK2200BKWH	95	TK2486BKWH	94
TGPEN01	181	TK0016BKWH	95	TK0401WHBL	92	TK0901BSI	91	TK2200WHBL	93	TK2486WHBL	92
TGPEN01	194	TK0016WHBL	93	TK0450BKWH	94	TK0901BSIPH	98	TK2201BKWH	95	TK2652BKWH	94
TGPEN02	181	TK0020BKWH	95	TK0450WHBL	92	TK0902BSI	20	TK2201WHBL	93	TK2652WHBL	92
TGPEN02	194	TK0020WHBL	93	TK0500BKWH	94	TK0902BSI	91	TK2202BKWH	95	TK2653BKWH	94
TGRK5	186	TK0021BKWH	95	TK0500BSI	91	TK0902BSIPH	98	TK2202WHBL	93	TK2653WHBL	92
TGRK5	188	TK0021WHBL	93	TK0500BSIPH	97	TK0903BSI	20	TK2203BKWH	95	TK2654BKWH	94
TGTR-27-1	149	TK0022BKWH	94	TK0500WHBL	92	TK0903BSI	91	TK2203WHBL	93	TK2654WHBL	92
TGTR-27-101	149	TK0022WHBL	92	TK0501BKWH	94	TK0903BSIPH	98	TK2204BKWH	95	TK2655BKWH	94
TGTR-27-126	149	TK0023BKWH	95	TK0501WHBL	92	TK2000BKWH	95	TK2204WHBL	93	TK2655WHBL	92
TGTR-27-151	149	TK0023WHBL	93	TK0502BKWH	94	TK2000WHBL	93	TK2205BKWH	95	TK2658BKWH	94
TGTR-27-176	149	TK0024BKWH	95	TK0502WHBL	92	TK2001BKWH	95	TK2205WHBL	93	TK2658WHBL	92
TGTR-27-201	149	TK0024WHBL	93	TK0520BSI	91	TK2001WHBL	93	TK2206BKWH	95	TK2701	95
TGTR-27-226	149	TK0030BKWH	94	TK0520BSIPH	97	TK2002BKWH	95	TK2206WHBL	93	TK3556BKWH	95
TGTR-27-251	149	TK0030WHBL	92	TK0521BSI	91	TK2002WHBL	93	TK2207BKWH	95	TK3556WHBL	93
TGTR-27-26	149	TK0031BKWH	94	TK0521BSIPH	97	TK2003WHBL	93	TK2207WHBL	93	TK3710BKWH	94
TGTR-27-276	149	TK0031WHBL	92	TK0522BSI	91	TK2004BKWH	95	TK2208BKWH	95	TK3710WHBL	92
TGTR-27-301	149	TK0110BSI	91	TK0522BSIPH	97	TK2004WHBL	93	TK2208WHBL	93	TK3750BKWH	94
TGTR-27-326	149	TK0110BSIPH	98	TK0523BSI	91	TK2005BKWH	95	TK2250BKWH	94	TK3750WHBL	92
TGTR-27-351	149	TK0120BSI	91	TK0523BSIPH	97	TK2005WHBL	93	TK2250WHBL	92	TK3751BKWH	94
TGTR-27-376	149	TK0120BSIPH	97	TK0524BSI	91	TK2006BKWH	95	TK2251BKWH	94	TK3751WHBL	92
TGTR-27-51	149	TK0122BSI	91	TK0524BSIPH	97	TK2006WHBL	93	TK2251WHBL	92	TK3780BSI	91
TGTR-27-76	149	TK0122BSIPH	97	TK0525BSI	91	TK2010BKWH	95	TK2252BKWH	94	TK3780BSIPH	97
TGTR-33-1	149	TK0201BSI	33	TK0525BSIPH	97	TK2010WHBL	93	TK2252WHBL	92	TK3800BSI	44

Notes:

Lined area for notes with horizontal ruling lines.

Notes:


Lined area for writing notes, consisting of multiple horizontal lines.

Safety Sign Sizes

What Size Sign Do You Need?

Use the diagram below to view the various sizes and shapes of the signs we manufacture.

Our safety signs are produced in a wide range of sizes to suit all industries.



Did you know... we can produce a Custom Sign to suit your exact specification (including or excluding your logo)?

Get in touch for more information.

Safety Sign Symbol Guide

Health and Safety signs can be broken down into the following categories, as specified by British and European standards.



Mandatory Signs

A blue circle containing a white image denoting that a specific course of action must be taken.



Prohibition Signs

A red circular band crossed with a diagonal bar on a white background. A black symbol behind this band indicates the prohibited action.



Safe Condition

A green rectangle or square with a symbol or text in white providing information about first aid, escape or other safe conditions.



Hazard Warning Signs

A yellow triangle with a black border and symbol denoting a hazard in the environment.



Fire Equipment

A red rectangle or square with a symbol or text in white providing information about the location and use of fire fighting equipment.



Need a Site Survey?

By law the correct safety signage should be displayed in the appropriate locations and to current legal standards. A Site Survey is advisable if you are unsure of your legal obligations or have been notified by a regulatory body that your current signage is not adequate. **For further details about our Site Surveys please contact the sales office.**

